

# Canada This Month Civility in Politics

Public Opinion Research  
Release Date: February 11, 2026  
Field Dates: January 16 to February 2, 2026



# Key Findings

1

**While just over half (56%) are familiar with “civility” in politics; 81% think civility is important in society**

Among those who are familiar with civility in political discussions, 20% say they are very familiar and could explain the details to someone else with another 36% being somewhat familiar. 81% think civility is important in society with nearly half (48%) reporting they think it is very important.

2

**Most Canadians agree with civility statements, ybut younger people tend to be more skeptical**

Total agreement is highest on the *importance of being respectful of other points of view* (82%) and that *compromise among politicians is necessary for democracy to work* (71%). This is particularly pronounced among older Canadians, with those 55+ more likely to agree than those who are 18-34, by 14 pts. and 17 pts, respectively. Net agreement with the necessity of compromise for democracy to work has increased by +18 points since '22.

3

**Half (51%) think it is important for leaders to be respectful while 21% say it is important for leaders to advocate**

A slim majority of Canadians prioritize respect over advocacy from leaders. Those who value leaders being respectful of all points of view are more likely to be Liberal voters (42%). Conversely, those who value leaders to advocate for policies they believe in are more likely to be Conservative voters (42%).

4

**Canadians view Carney as someone who emphasizes respect and Poilievre as someone who advocates for policies**

Nearly half (46%) of Canadians see Carney as a leader who emphasizes respect for all points of view, while over half (53%) view Poilievre as a leader who emphasizes advocating policies he believes in.

# Civility in Politics

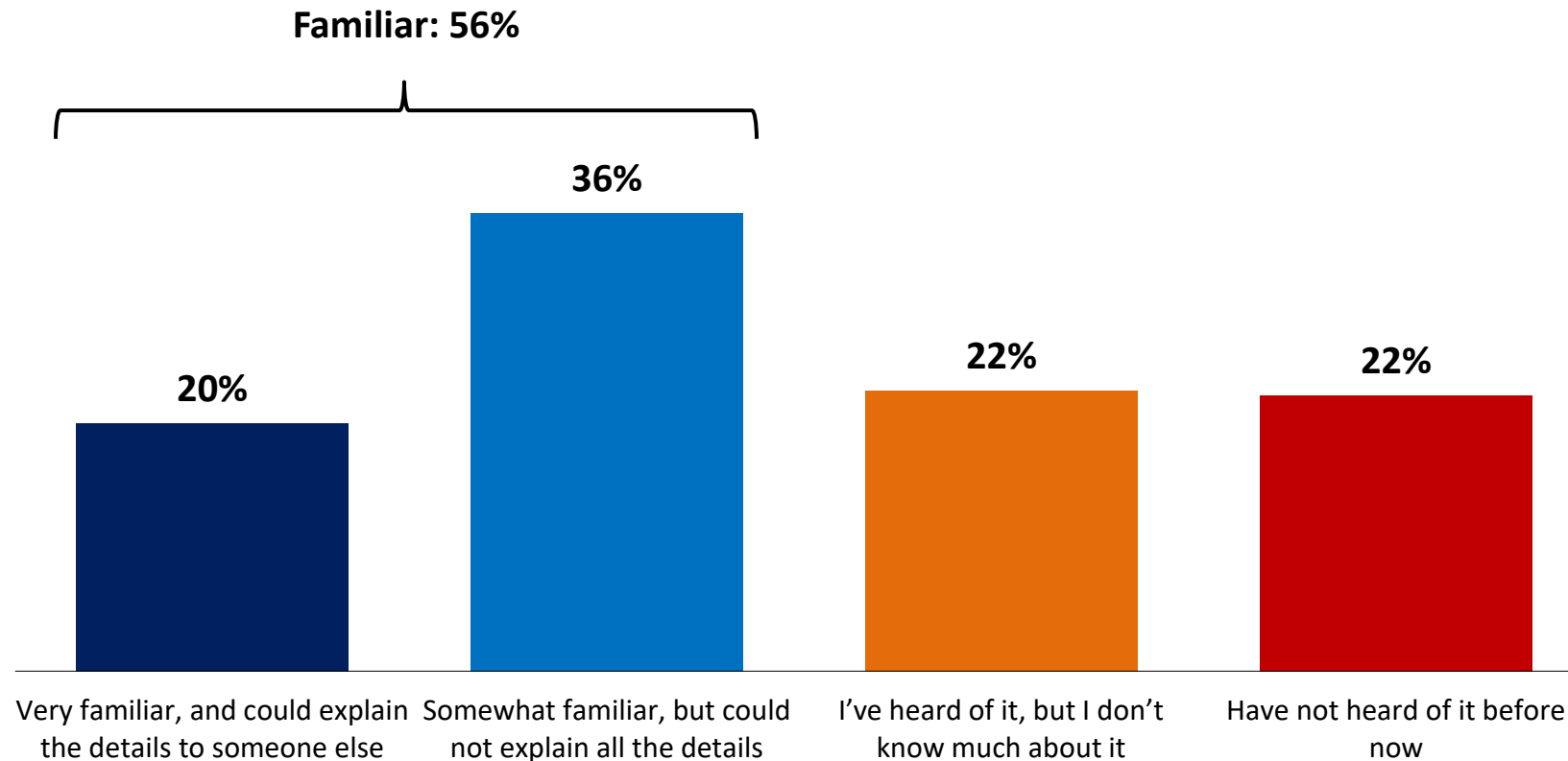
# Familiarity with Civility in Politics: About half (56%) claim familiarity with the term “civility” in politics; men say more familiar than women

Q

People sometimes talk about “civility” in politics. In general, civility refers to how people speak to and treat others when discussing political issues, especially when they disagree. The next set of questions are about this idea.

Prior to taking this survey, how familiar were you with the idea of “civility” in political discussions?

[asked of all respondents, n=1,500]



## Segmentation

Respondents who are “familiar”

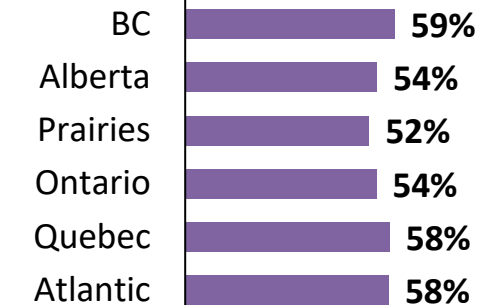
### Gender



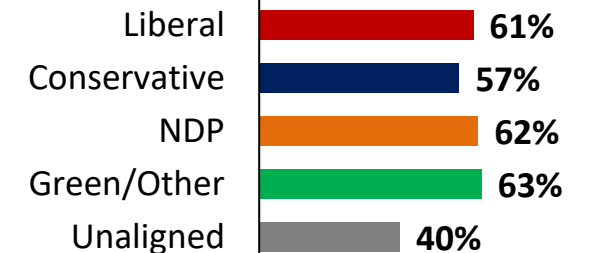
### Age



### Region



### Party ID

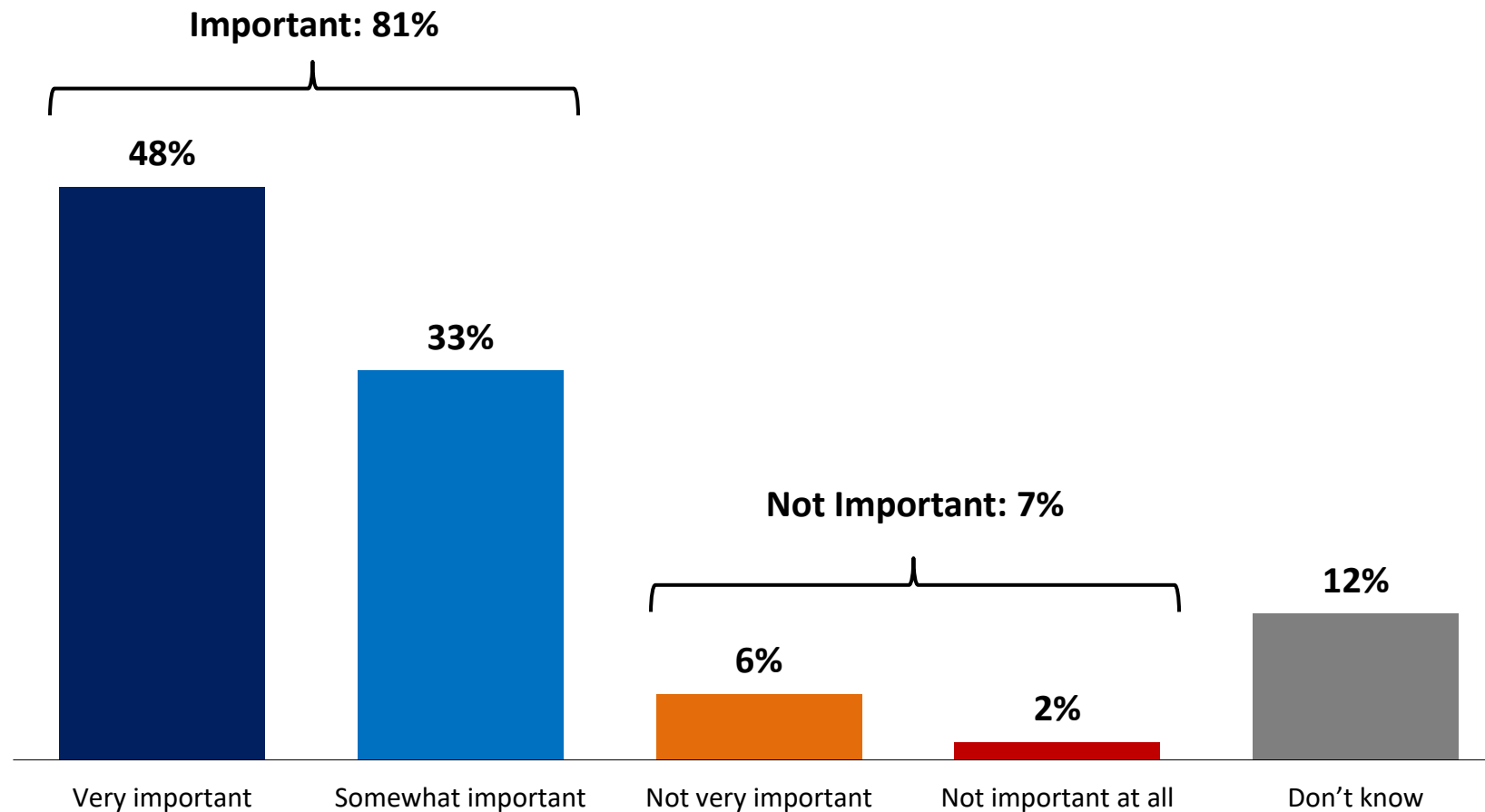


# Importance of Civility: 4-in-5 (81%) think civility is important; highest among older respondents and Liberals



Thinking more broadly, how important do you think civility is in society today?

[asked of all respondents, n=1,500]



## Segmentation

Respondents who say "important"

### Gender




### Age



### Region



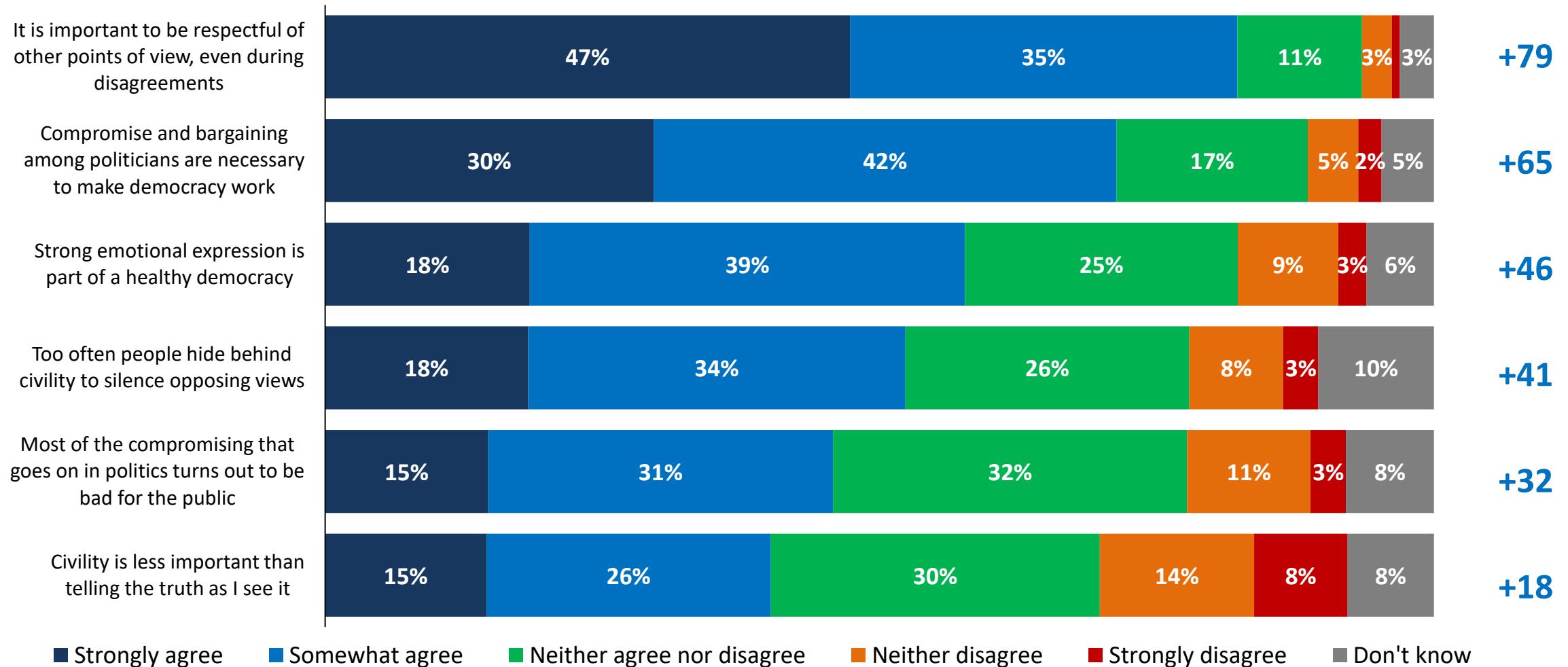
### Party ID



# Attitudes on Civility in Politics: Highest agreement on importance of maintaining respect, lowest on compromise is bad for the public

**Q** To what extent do you agree or disagree with the following statements?  
[asked of all respondents, n=1,500]

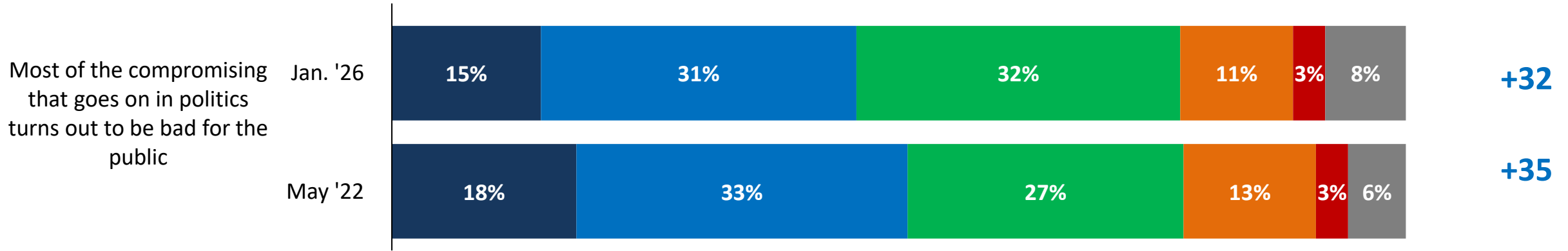
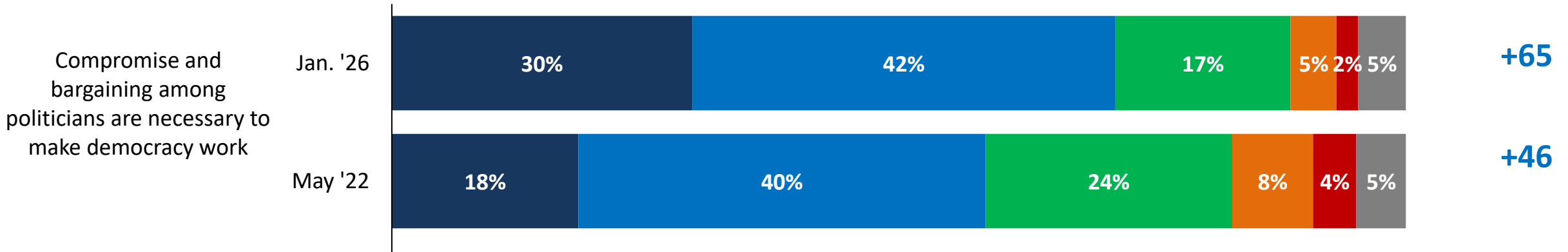
**Net Agreement**



# Compromise in Politics Tracking: Net agreement with the necessity of compromise for democracy to work has increased by +18 points since '22

**Q** To what extent do you agree or disagree with the following statements?  
[asked of all respondents, Jan '26 n=1,500; May '22 n=1,200]

**Net Agreement**



Strongly agree   Somewhat agree   Neither agree nor disagree   Neither disagree   Strongly disagree   Don't know

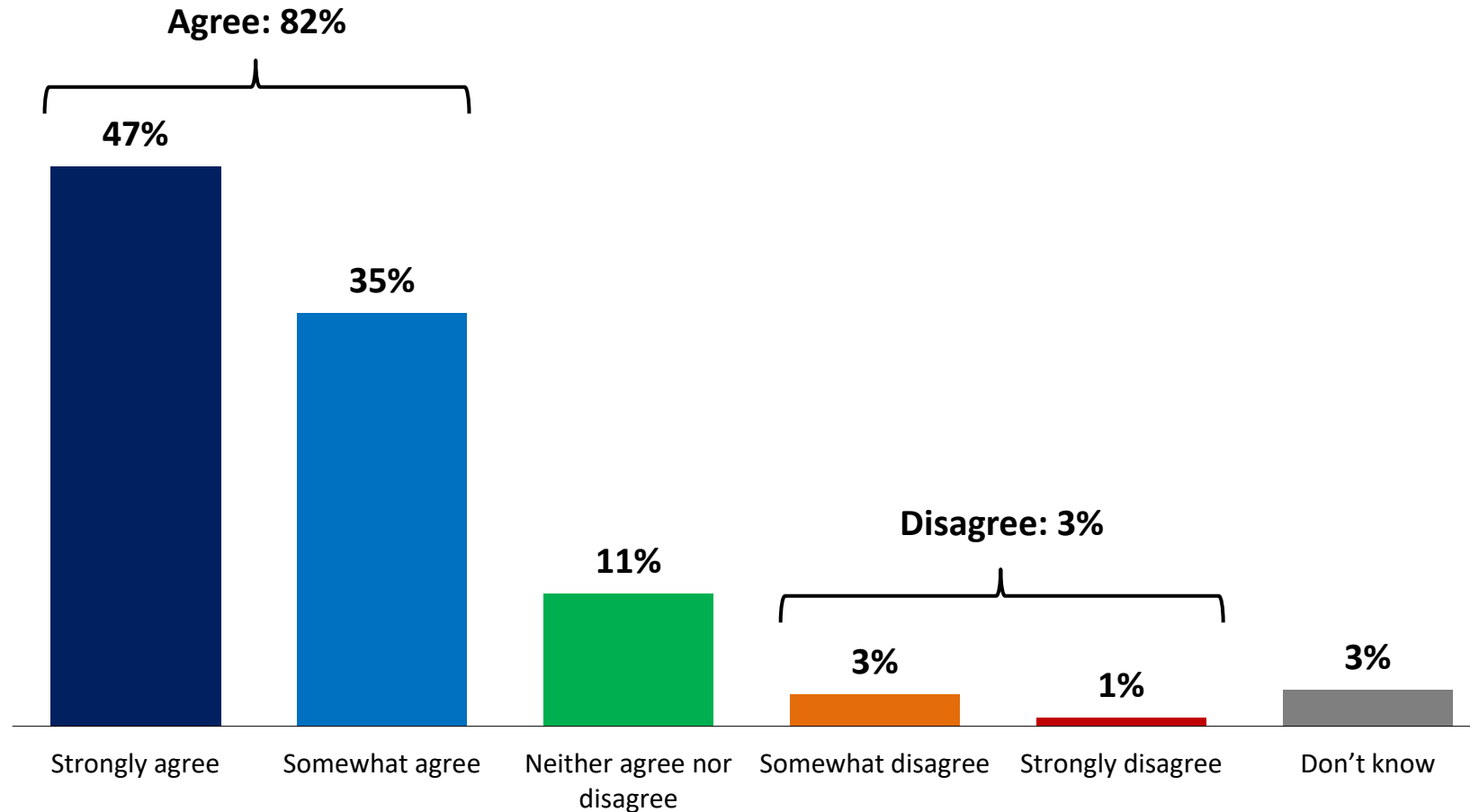
# Importance of Respect: A majority (82%) agree it is important to be respectful of other points of view, younger Canadians less likely



To what extent do you agree or disagree with the following statements?

**It is important to be respectful of other points of view, even during disagreements.**

[asked of all respondents, n=1,500]



## Segmentation

*Respondents who agree*

### Gender




### Age



### Region



### Party ID



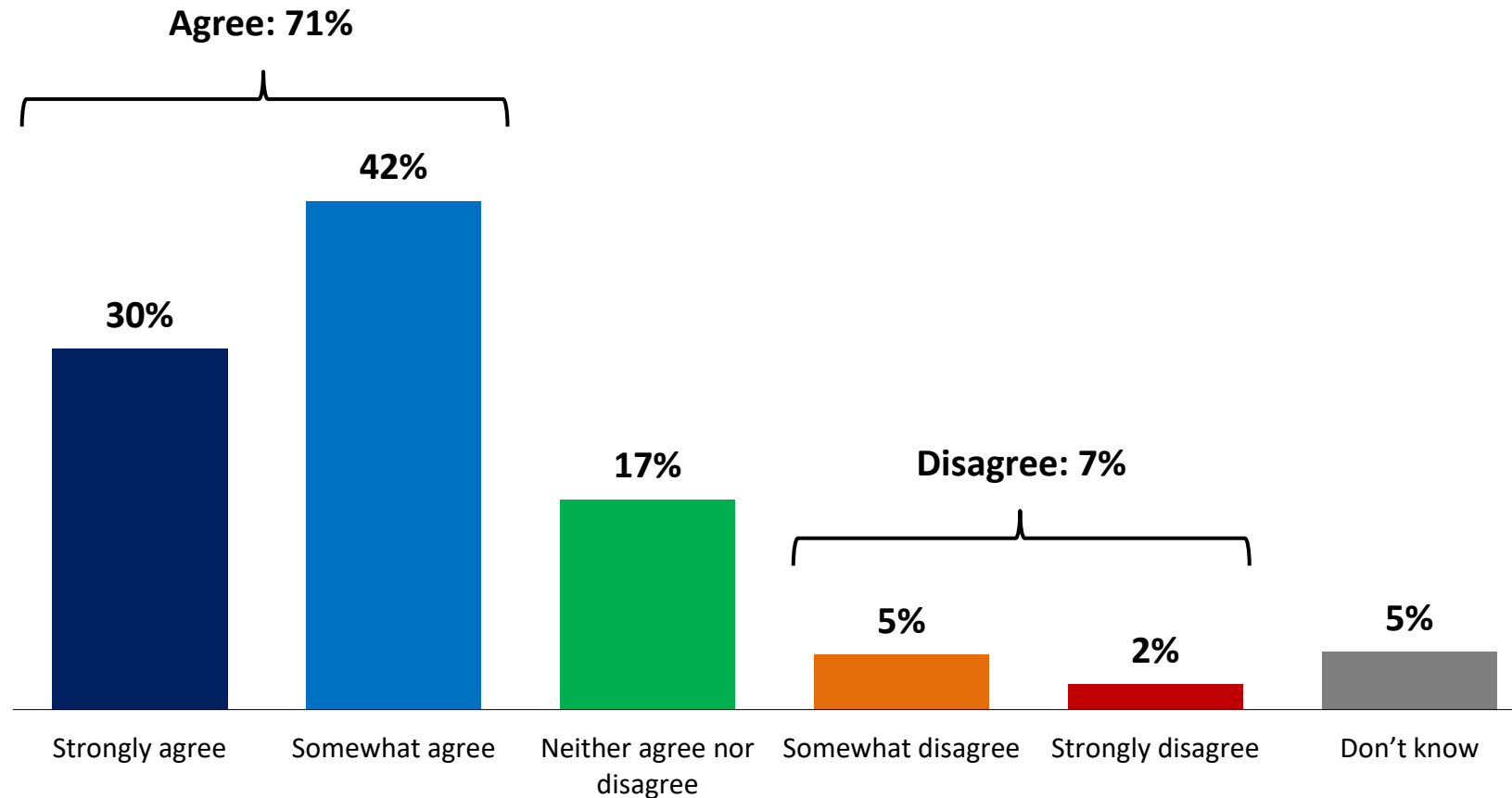


# Compromise is Necessary: Nearly 3-in-4 (71%) agree compromise is necessary for democracy; higher agreement among older respondents

**Q** To what extent do you agree or disagree with the following statements?

**Compromise and bargaining among politicians are necessary to make democracy work.**

[asked of all respondents, n=1,500]



## Segmentation

*Respondents who agree*

### Gender



### Age



### Region



### Party ID



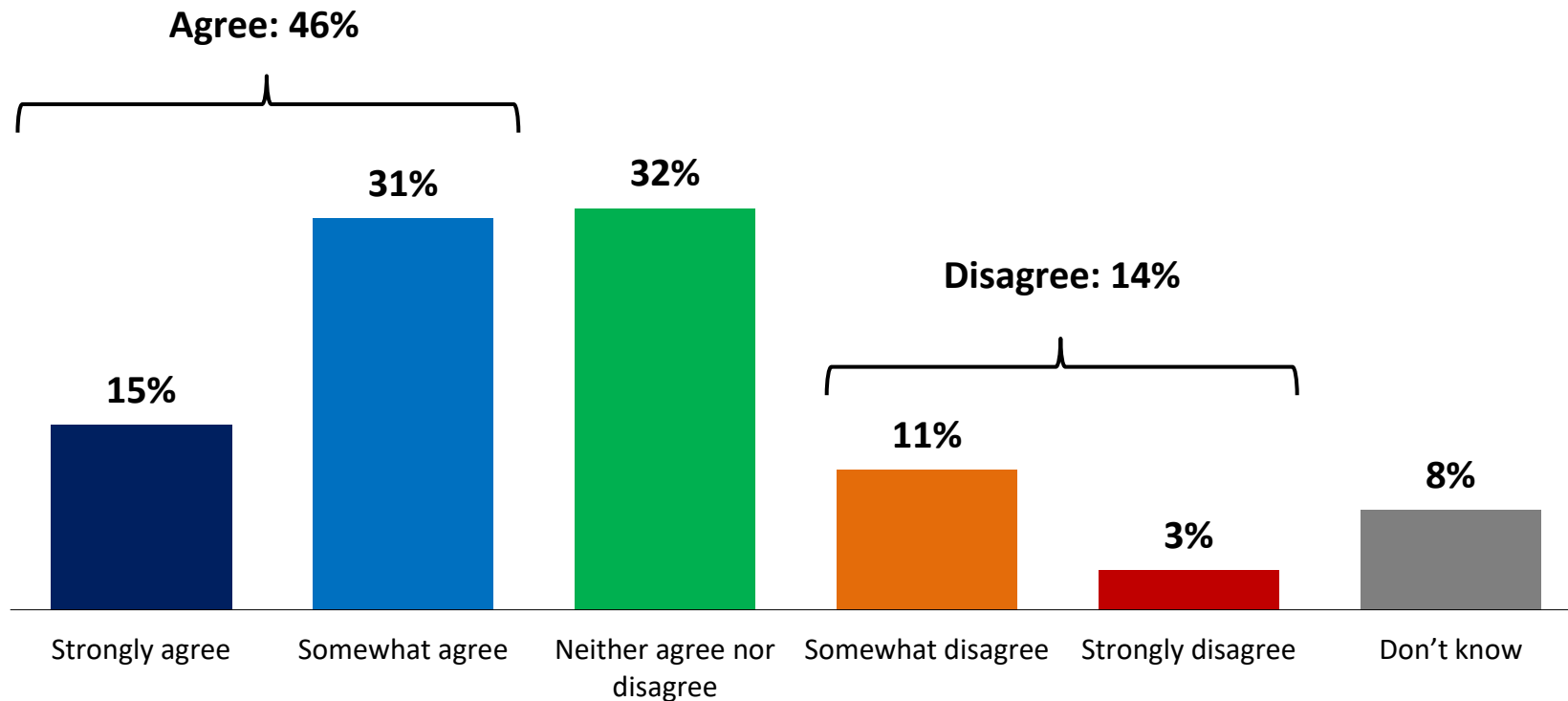
# Compromise in Politics: Nearly half (46%) agree that most political compromise is bad for the public; Conservatives most likely to agree



To what extent do you agree or disagree with the following statements?

**Most of the compromising that goes on in politics turns out to be bad for the public.**

[asked of all respondents, n=1,500]



## Segmentation

*Respondents who agree*

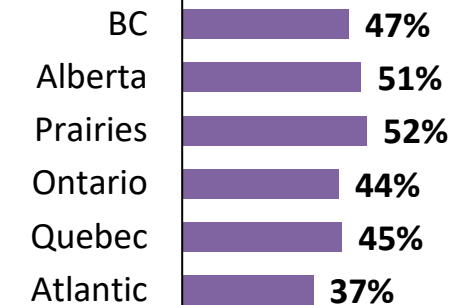
### Gender



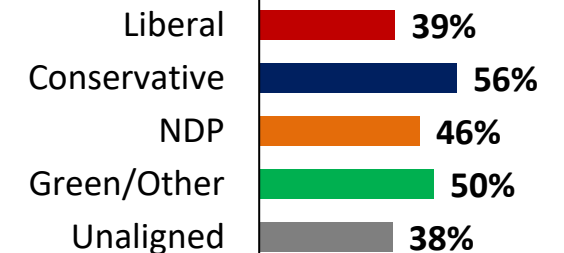
### Age



### Region

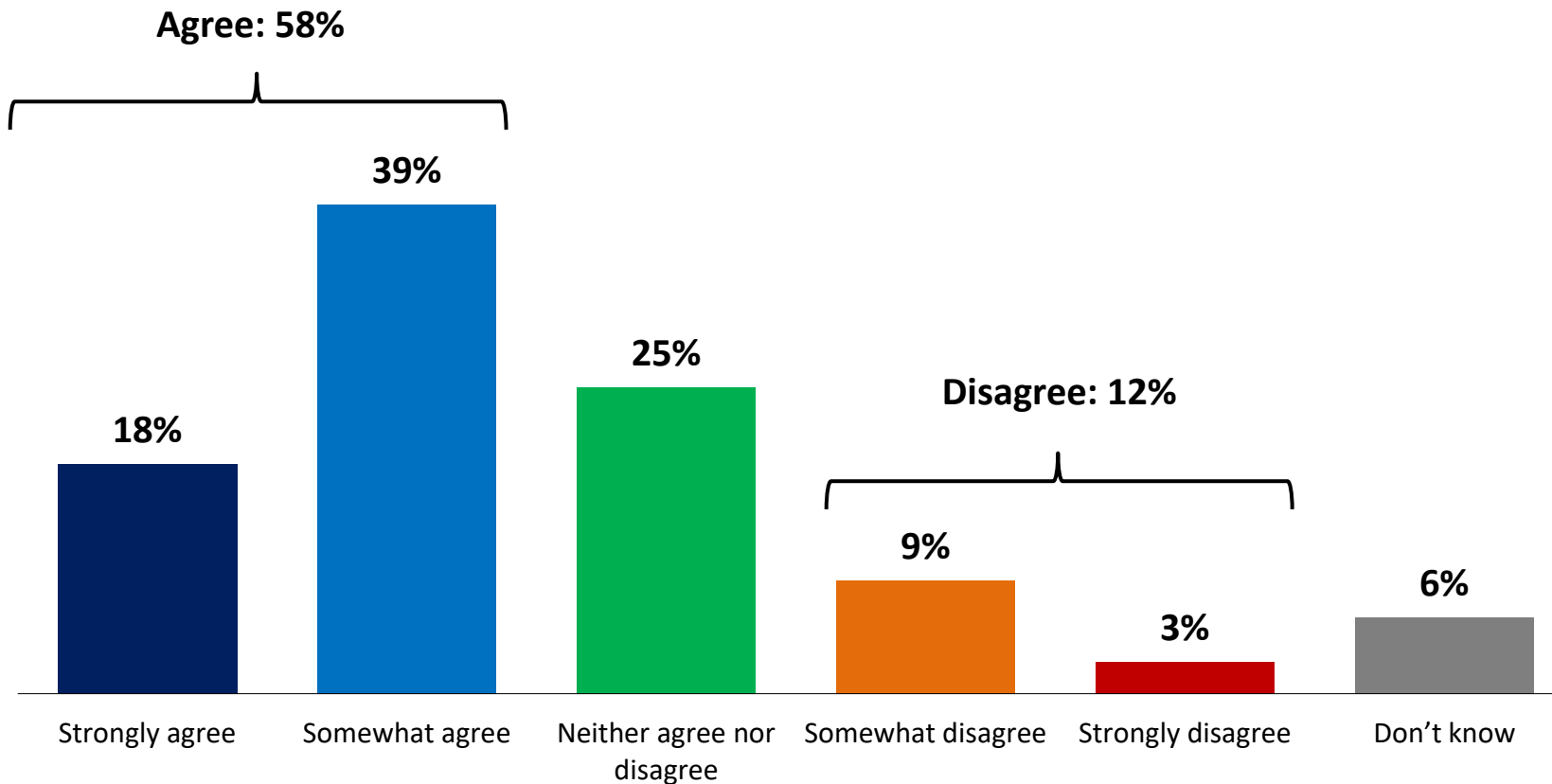


### Party ID



# Strong Emotions: Nearly 3-in-5 (58%) agree that strong emotional expression signals a healthy democracy

**Q** To what extent do you agree or disagree with the following statements?  
**Strong emotional expression is part of a healthy democracy.**  
 [asked of all respondents, n=1,500]



## Segmentation

*Respondents who agree*

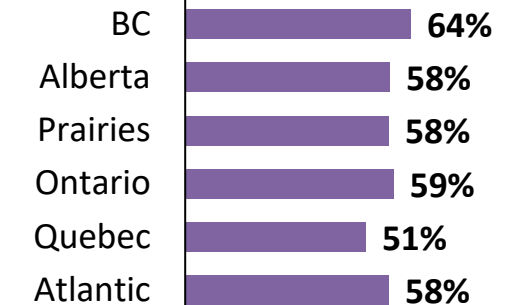
### Gender



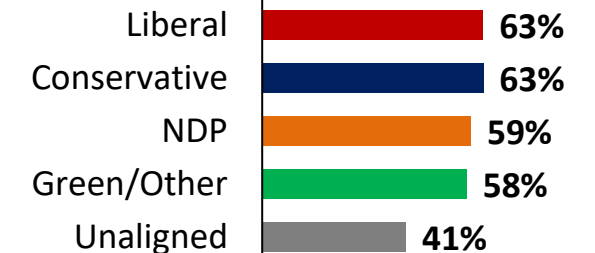
### Age



### Region

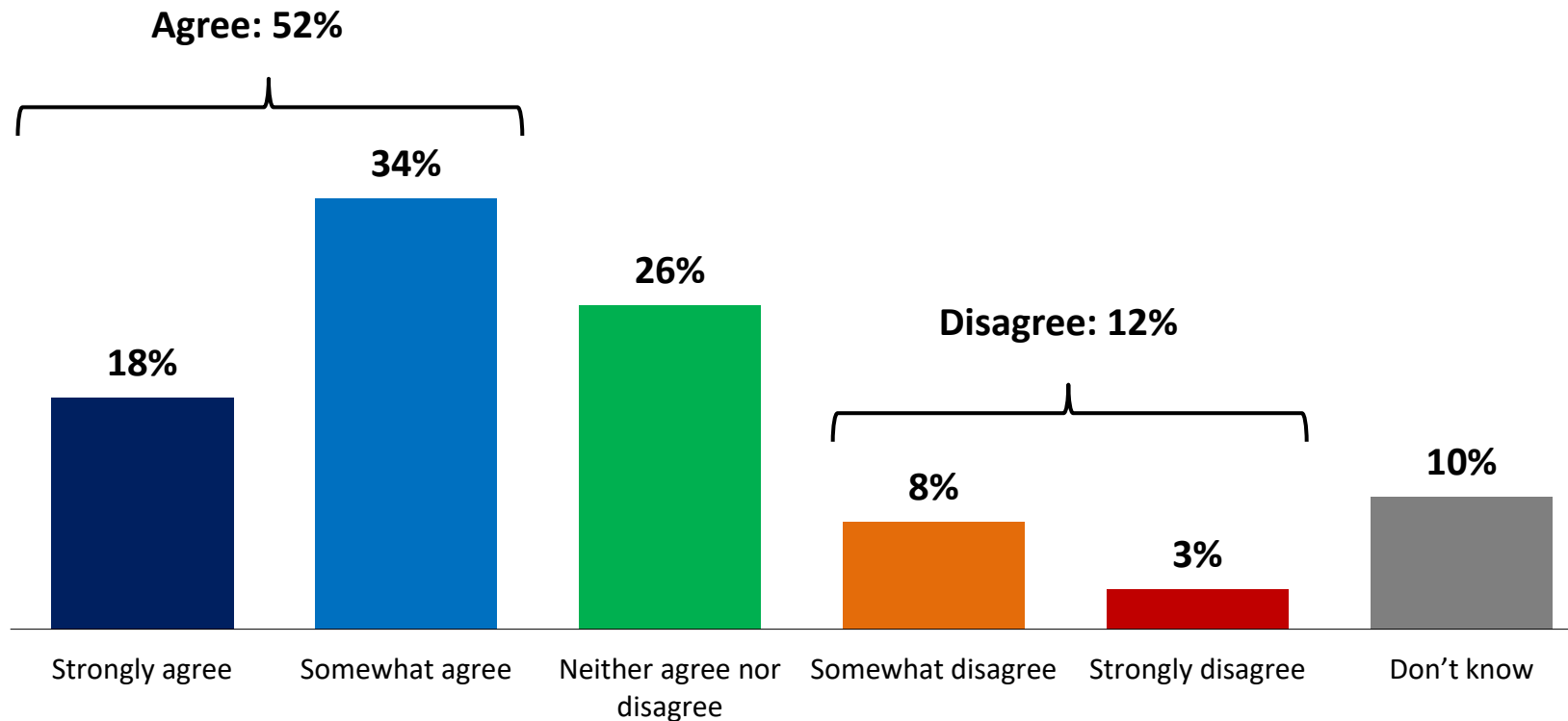


### Party ID



# Hiding Behind Civility: Half (52%) agree people hide behind civility to silence opposing views; highest agreement among Conservatives

**Q** To what extent do you agree or disagree with the following statements?  
**Too often people hide behind civility to silence opposing views.**  
 [asked of all respondents, n=1,500]



## Segmentation

*Respondents who agree*

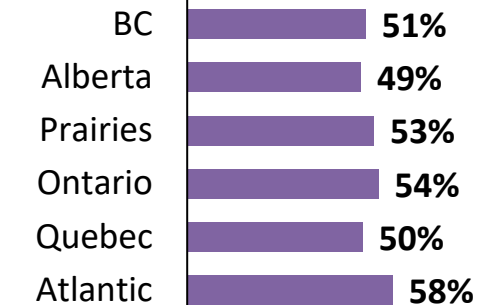
### Gender



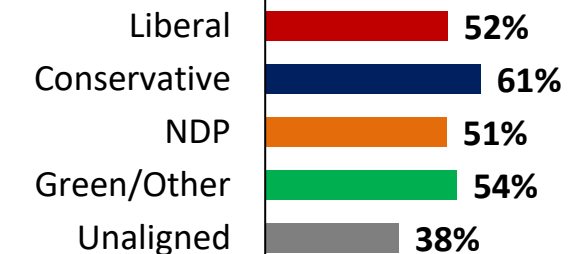
### Age



### Region

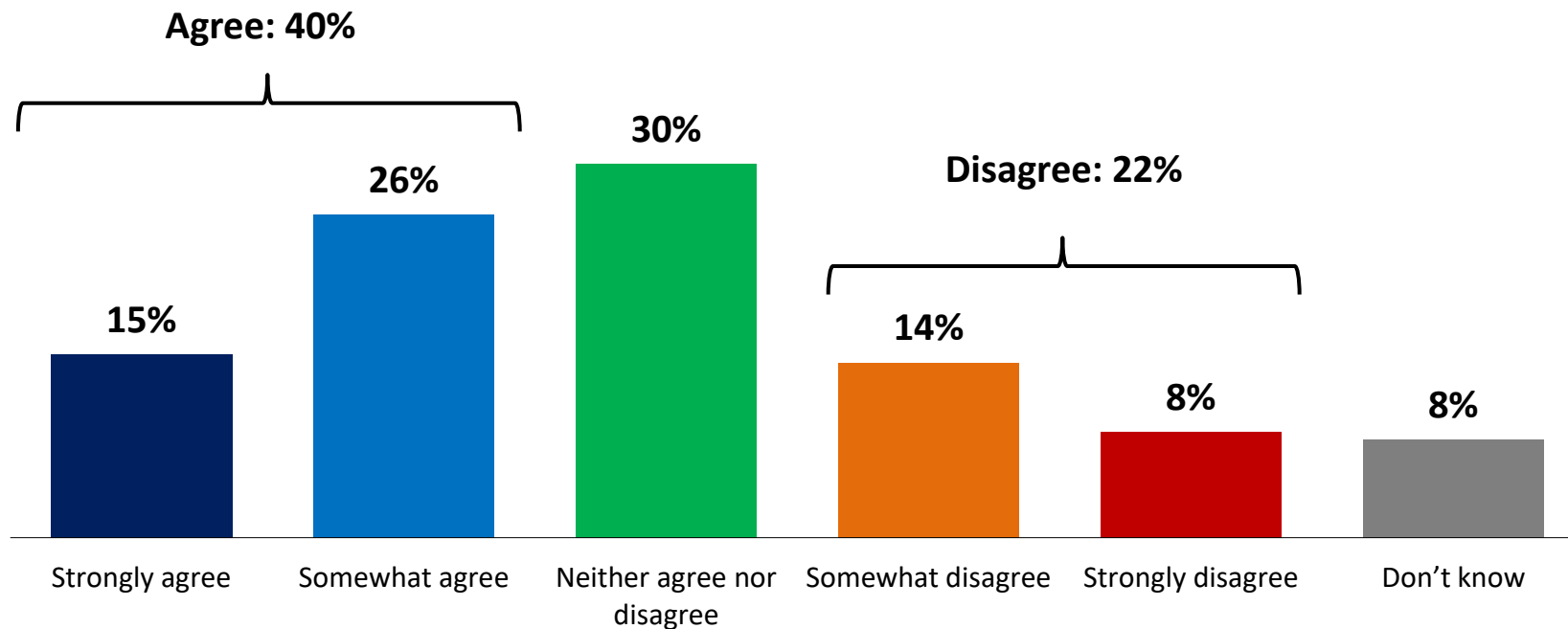


### Party ID



# Civility vs Truth: 2-in-5 (40%) agree civility is less important than the truth; Conservatives are most likely to agree

**Q** To what extent do you agree or disagree with the following statements?  
**Civility is less important than telling the truth as I see it.**  
 [asked of all respondents, n=1,500]



## Segmentation

*Respondents who agree*

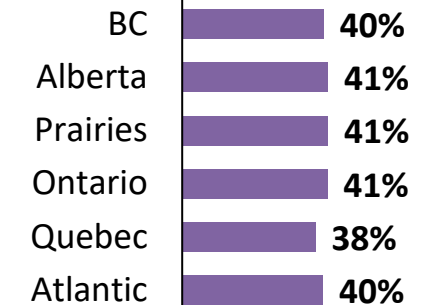
### Gender



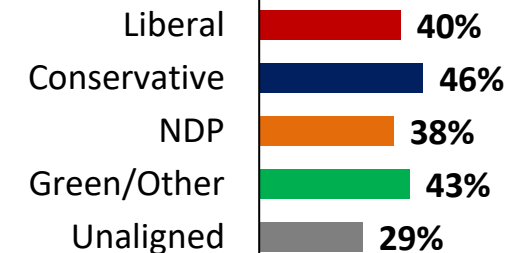
### Age



### Region



### Party ID





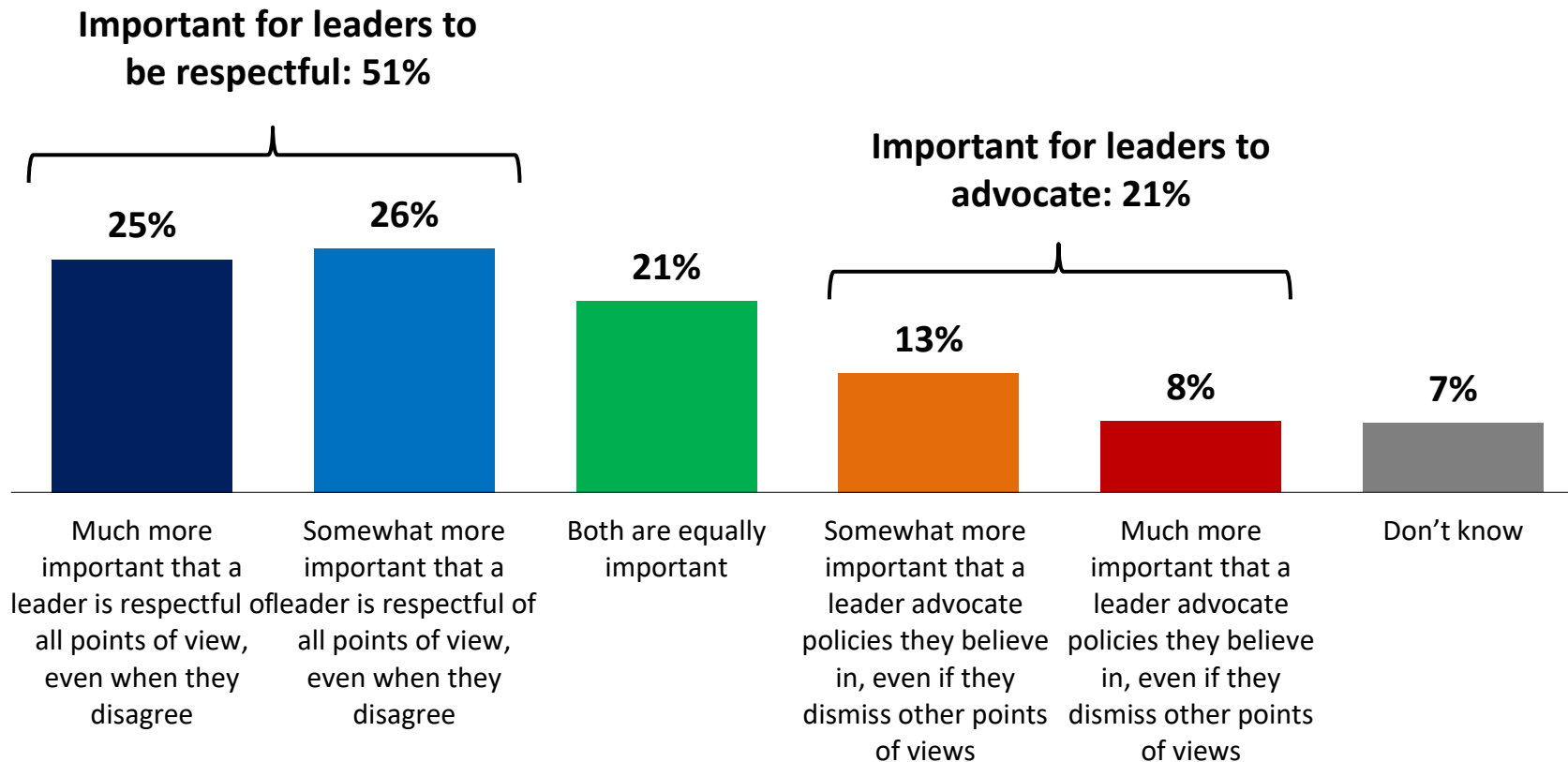
# Political Leaders

# Political Debates: Half say its more important for leaders to be respectful, while another 1-in-5 say it's important to advocate

Q

Political leaders take different approach in political debates. Some focus on being respectful of all points of views, even when they disagree. Some focus on advocating policies they believe in and dismiss other points of views. When it comes to political leaders, which of the following is more important to you?

[asked of all respondents, n=1,500]



## Segmentation

Respondents who say "important to be respectful"

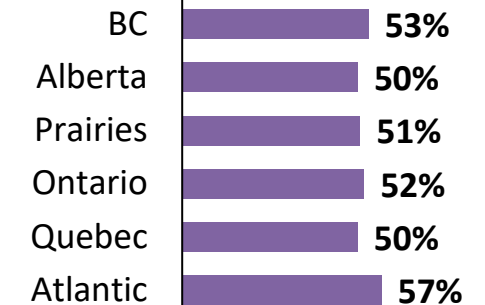
### Gender



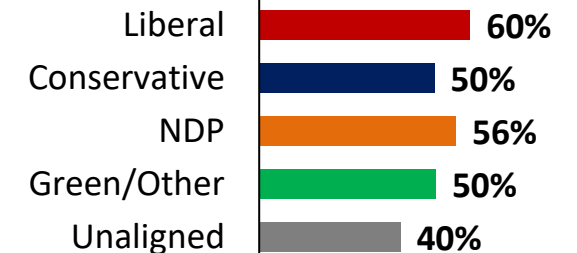
### Age



### Region

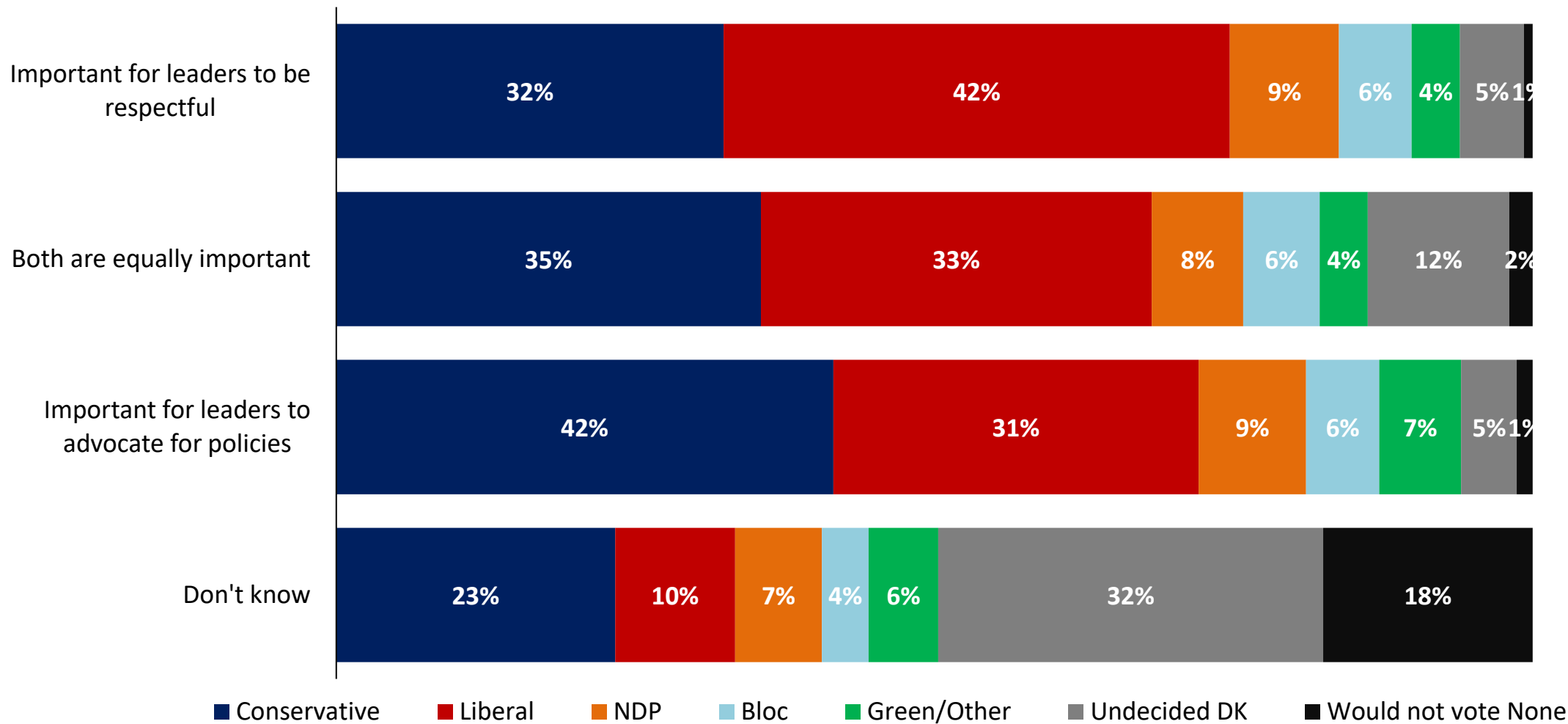


### Party ID



# Leadership by Federal Vote: Those who favour advocacy are more likely<sup>16</sup> to vote Conservative while those who value respect are more Liberal

Q When it comes to political leaders, which of the following is more important to you? BY Federal Vote  
[asked of all respondents, n=1,500]

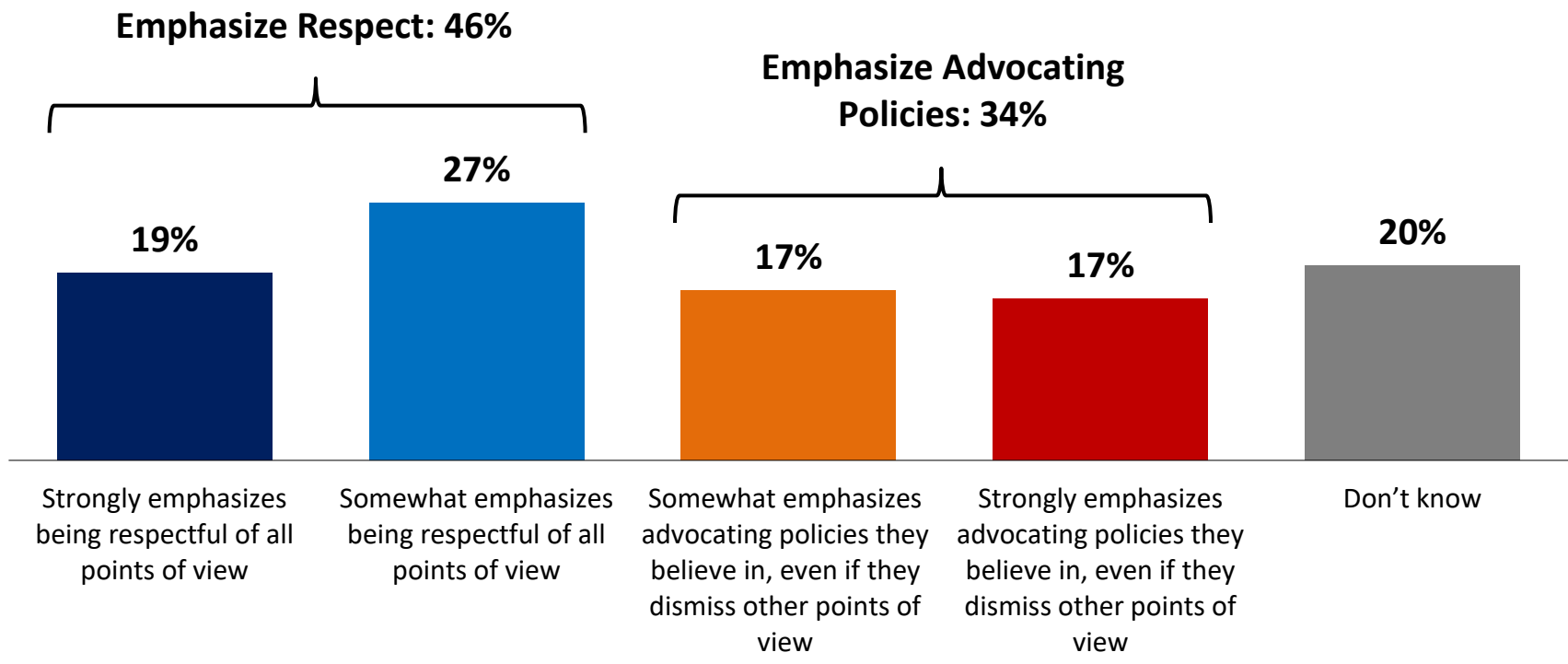


# Political Leaders - Carney: More see Carney as a leader that emphasizes<sup>17</sup> respect rather than advocating for policies



Thinking about the following political leaders, which approach do you think best describes that leader?  
[asked of all respondents, n=1,500]

## Mark Carney



## Segmentation

Respondents who say "emphasize respect"

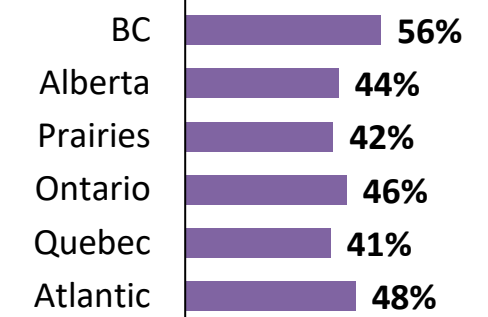
### Gender



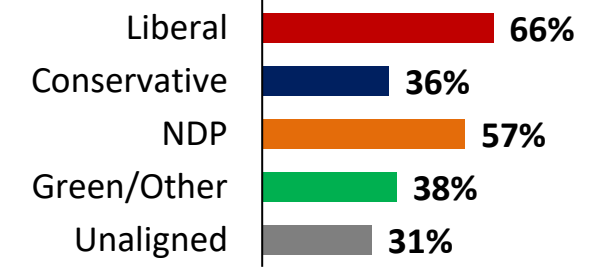
### Age



### Region



### Party ID

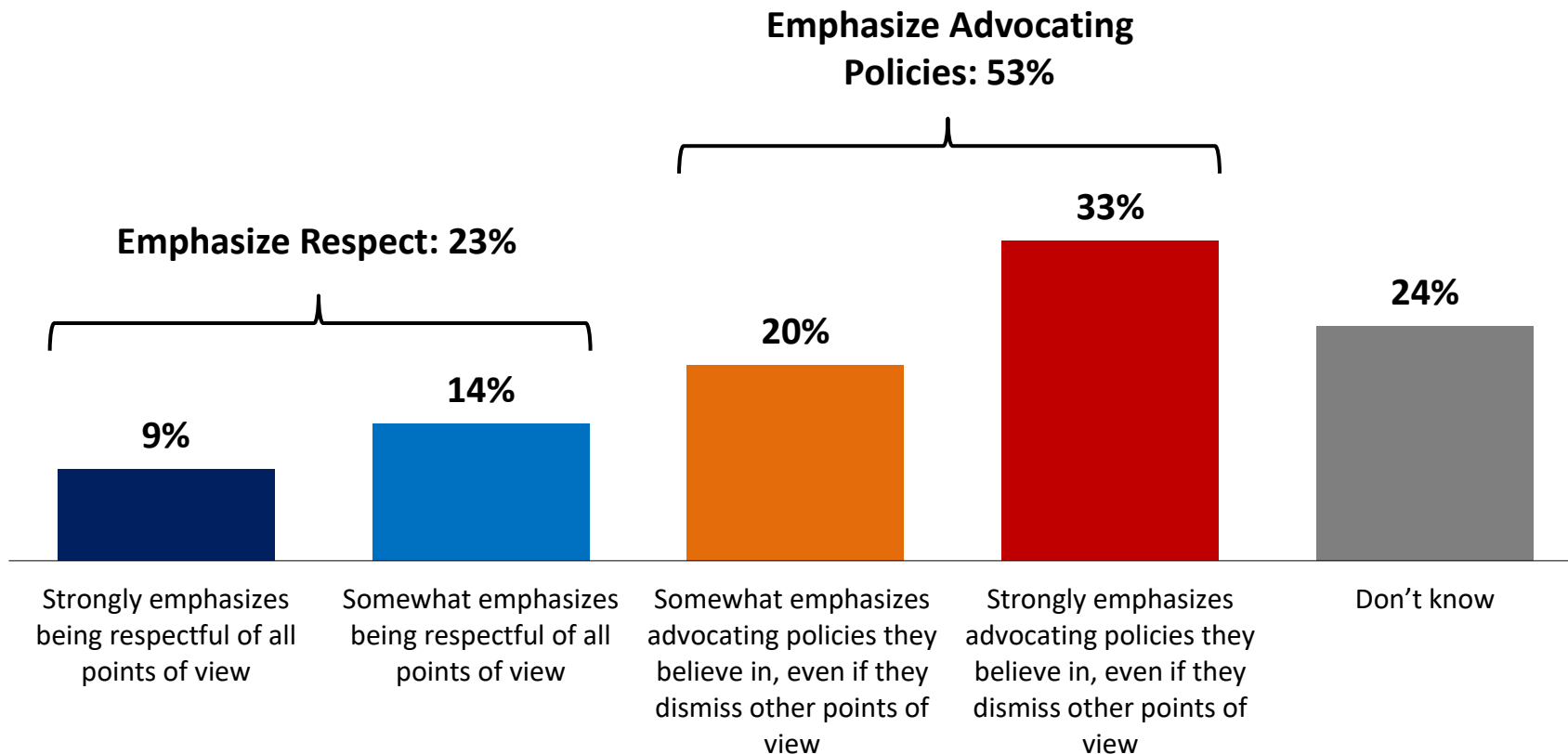


# Political Leaders - Poilievre: Over half see Poilievre as a leader who emphasizes advocating for policies over respect



Thinking about the following political leaders, which approach do you think best describes that leader?  
[asked of all respondents, n=1,500]

## Pierre Poilievre



## Segmentation

Respondents who say "emphasize advocating"

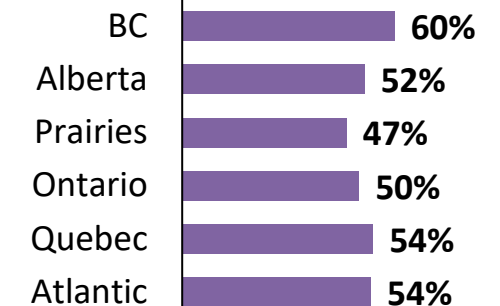
### Gender



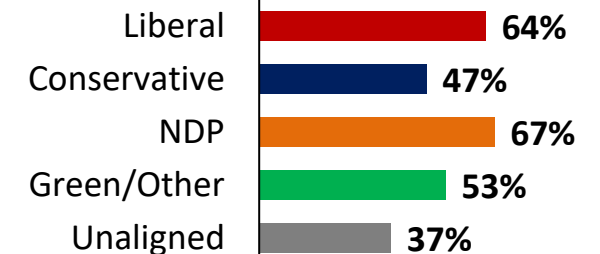
### Age



### Region



### Party ID





# Survey Methodology – National



**These are the results of an online survey conducted between January 16, 2026, and February 02, 2026.**

**Method:** This online survey was conducted using INNOVATIVE’s Canada 20/20 national research panel with additional respondents from Lucid, a leading provider of online samples. Each survey is administered to a series of randomly selected samples from the panel and weighted to ensure that the overall sample’s composition reflects that of the actual Canadian population according to Census data to provide results that are intended to approximate a probability sample.

**Sample Size:** n= 2,527 Canadian citizens, 18 years or older. The results are nationally weighted to n=1,500 based on Census data from Statistics Canada.

**Field Dates:** January 16, 2026, to February 02, 2026

**Weighting:** Results for Canada are weighted by age, gender, region, education, and self-reported federal past vote to ensure that the overall sample’s composition reflects that of the actual population according to Census data, in order to provide results that are intended to approximate a probability sample. Weighted and unweighted frequencies are reported in the table.

**Margin of Error:** This is a representative sample. However, since the online survey was not a random probability-based sample, a margin of error cannot be calculated. Statements about margins of sampling error or population estimates do not apply to most online panels.

**Note:** Graphs may not always total 100% due to rounding values rather than any error in data. Sums are added before rounding numbers.

	Unweighted (n)	Unweighted (%)	Weighted (n)	Weighted (%)
Men 18-34	265	10.5%	203	13.6%
Men 35-54	400	15.9%	238	15.9%
Men 55+	562	22.3%	290	19.3%
Women 18-34	293	11.6%	199	13.3%
Women 35-54	443	17.6%	250	16.7%
Women 55+	560	22.2%	318	21.3%
British Columbia	346	13.7%	210	14.0%
Alberta	305	12.1%	169	11.3%
Prairies	151	6.0%	96	6.4%
Ontario	879	34.8%	579	38.6%
Québec	651	25.8%	345	23.0%
Atlantic	195	7.7%	101	6.7%



For more information, please contact:

**Greg Lyle**

**President**

(416) 642-6429

[glyle@innovativeresearch.ca](mailto:glyle@innovativeresearch.ca)

**Report Contributors:**

**Max Wood**, Senior Consultant

**Carmen Hui**, Consultant

**Mesgna Mesgna**, Consultant

**Building Understanding.**

