

Canada This Month Carney's Davos Speech

Public Opinion Research
Release Date: Feb 05, 2026
Field Dates: Jan 22 to Feb 02, 2026

Table of Contents

Study Overview	3
Key Findings	4
Federal Vote	5
Federal Government Approval	8
Leadership	13
Read, Seen, Heard	16
Impact of Read, Seen, Heard	19
Familiarity With Carney's Speech	23
Impressions of Carney's Speech	26
Trade-offs	28
Methodology	30

Study Overview



Building on findings from previous waves, this preliminary report tracks January data about reactions to Prime Minister Mark Carney's speech at the World Economic Forum in Davos.

Key Findings

- 1 Satisfaction with the Federal government has strengthened.** Net post-Davos satisfaction score has increased from +5 pre-Davos to +16 post-Davos. A majority continue to be satisfied (55%) with net satisfaction rising 10 points. Over 2-in-5 approve of the government's handling of Trump (43%), with a net approval of +22, an 8-point increase from previous wave.
- 2 Federal visibility and favourability are high.** Nearly 3-in-5 Canadians (59%) report that they have recently read, seen, or heard something about the Prime Minister and federal government. Among those exposed, 60% say this made them feel more favourable, an all-time peak in positive impact and a strengthening in Mark Carney's favourability ratings, a 19-point net increase since pre-Davos.
- 3 Familiarity with Carney's speech is widespread, leading to a strong positive impression.** 70% of Canadians say they are at least somewhat familiar with the speech. A majority of those familiar with it, have directly read or heard parts of the speech. Impressions are strongly positive, with 65% holding a favourable view of the speech (including 40% very favourable), resulting in a net favourability of +50. Carney's speech was the most recalled RSH with a positive impact on favourability of +65 points.
- 4 Canadians clearly prioritize speaking out over avoiding risk.** Over 2-in-3 (70%) say it is important for Canada to speak honestly about the impact of Trump and act with other countries, even if it risks harm to Canada. Far fewer (16%) say it is a mistake to risk angering Trump due to the possibility of retaliation.
- 5 Mark Carney's profile aligns more closely with what Canadians say they want in both leadership and debate style.** Mark Carney is more strongly associated with stability (net +13) and respectful debate (net +13), while Pierre Poilievre is linked to disruption (net -8) and advocacy over respect (net -28), with notably higher 'don't know' responses on leadership style (38%). Aliment concentrates core support while mismatch and uncertainty correspond with softer or negative views.

Federal Vote

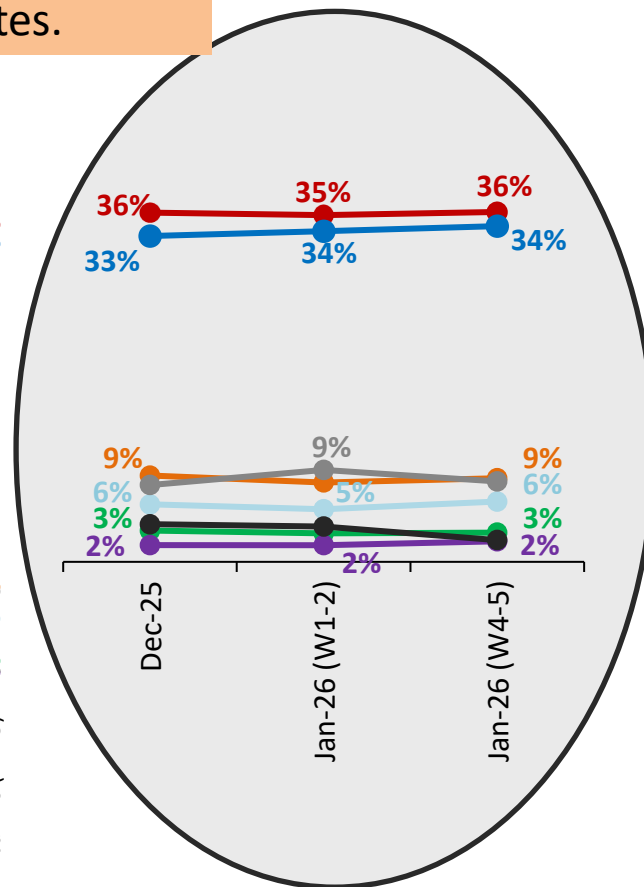
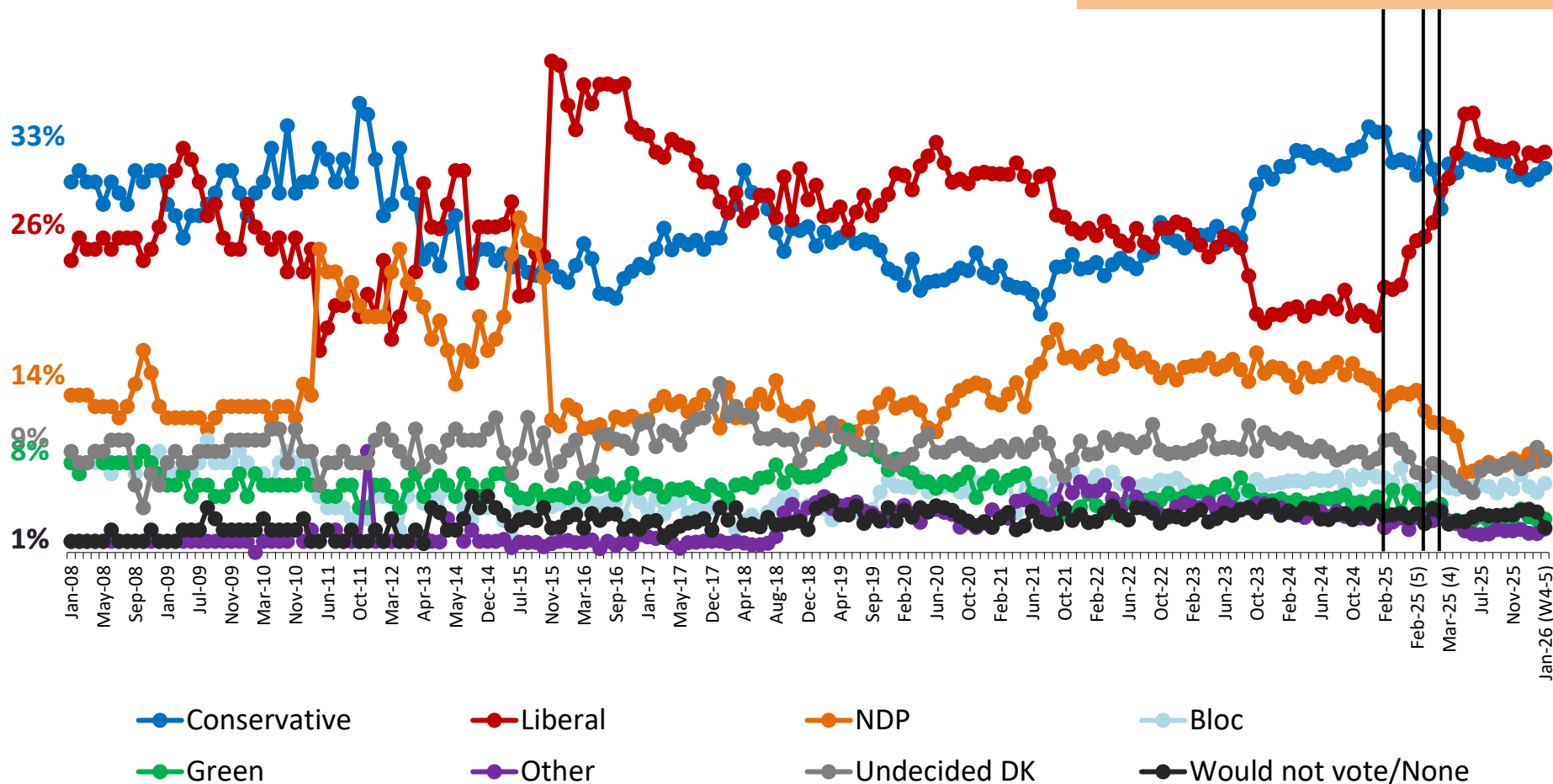
Federal Combined Vote Tracking: Liberal combined vote (36%) holds a marginal lead over the Conservatives (34%) this wave

Q

If a federal election were held today, which party would you vote for? In that case, which party do you lean toward slightly? [Vote + Lean]

[asked of all respondents; Jan. '26 (W3-4) n=1000]

Feb 1st, March 4th and April 2nd are key tariff announcement dates.

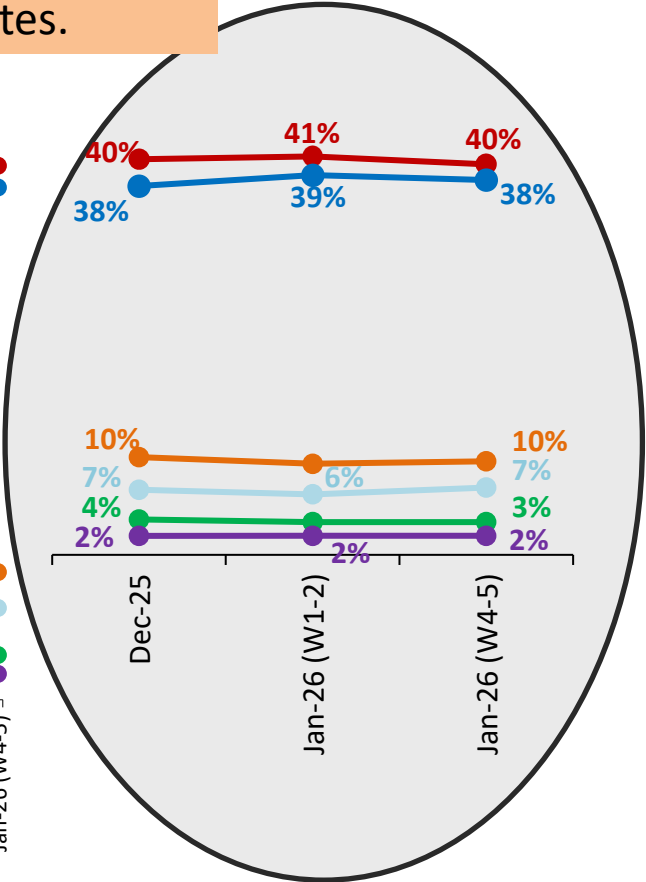
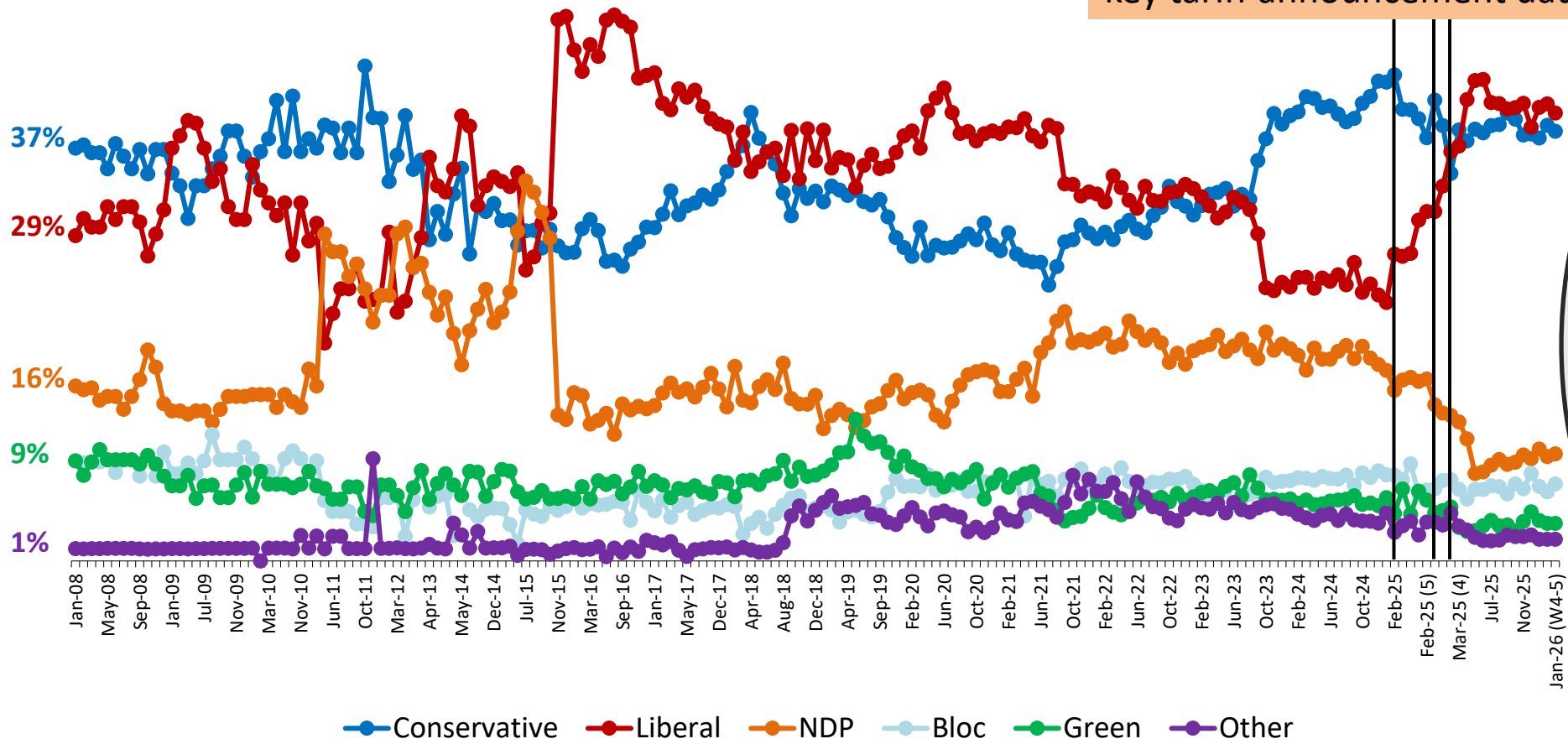


Federal Decided Vote Tracking: Liberal decided vote (40%) maintains a 2-point marginal lead over the Conservatives (38%) this wave



If a federal election were held today, which party would you vote for? In that case, which party do you lean toward slightly? [DECIDED]
[only decided voters; n=1305]

Feb 1st, March 4th and April 2nd are key tariff announcement dates.



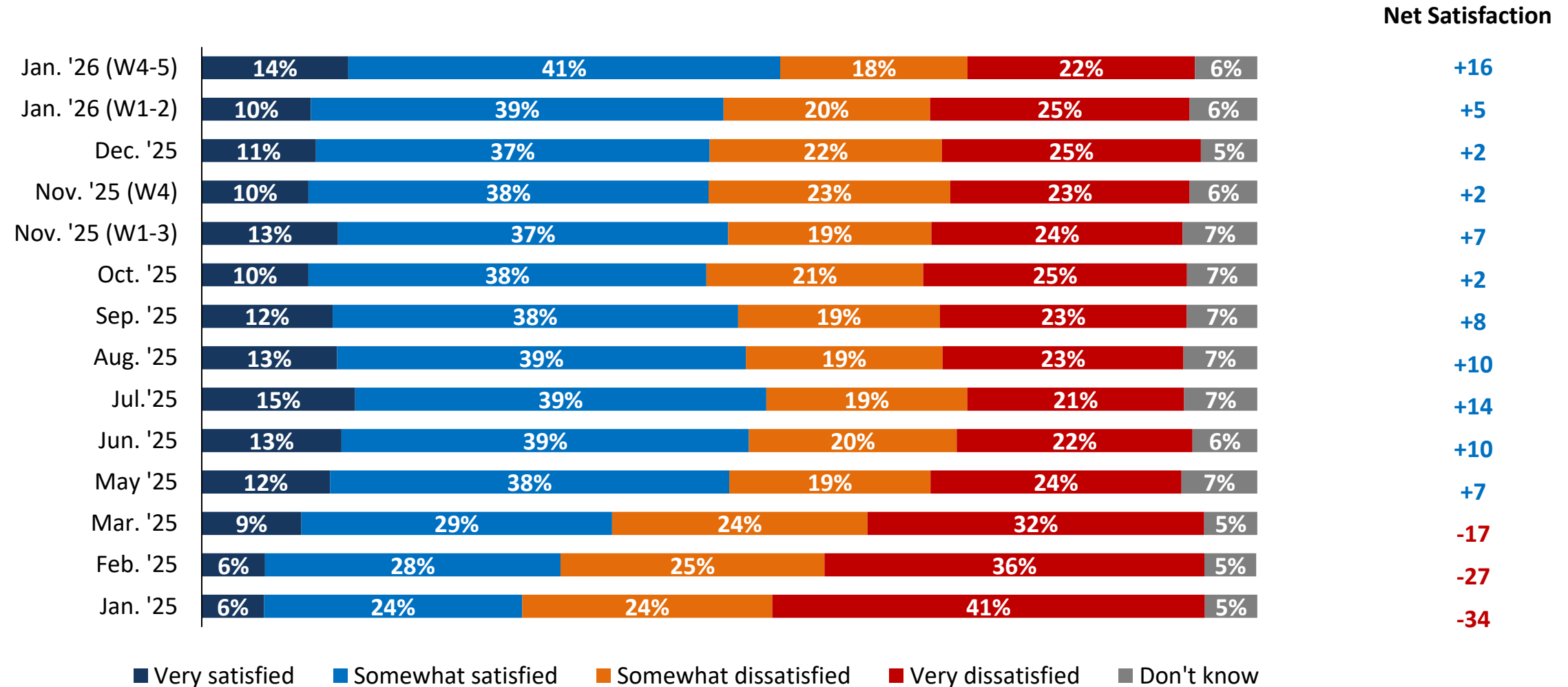
Federal Government Approval

Overall Federal Satisfaction Tracking: The majority are satisfied with the⁹ performance of the fed gov; net satisfaction is at the peek +16



Generally speaking, how satisfied are you with the performance of the FEDERAL government in Canada? Would you say you are...?

[asked of all respondents; Jan. '26 (W4-5) n=1,000; Jan. '26 (W1-2) n=1,500, oversamples in AB, BC, QC]

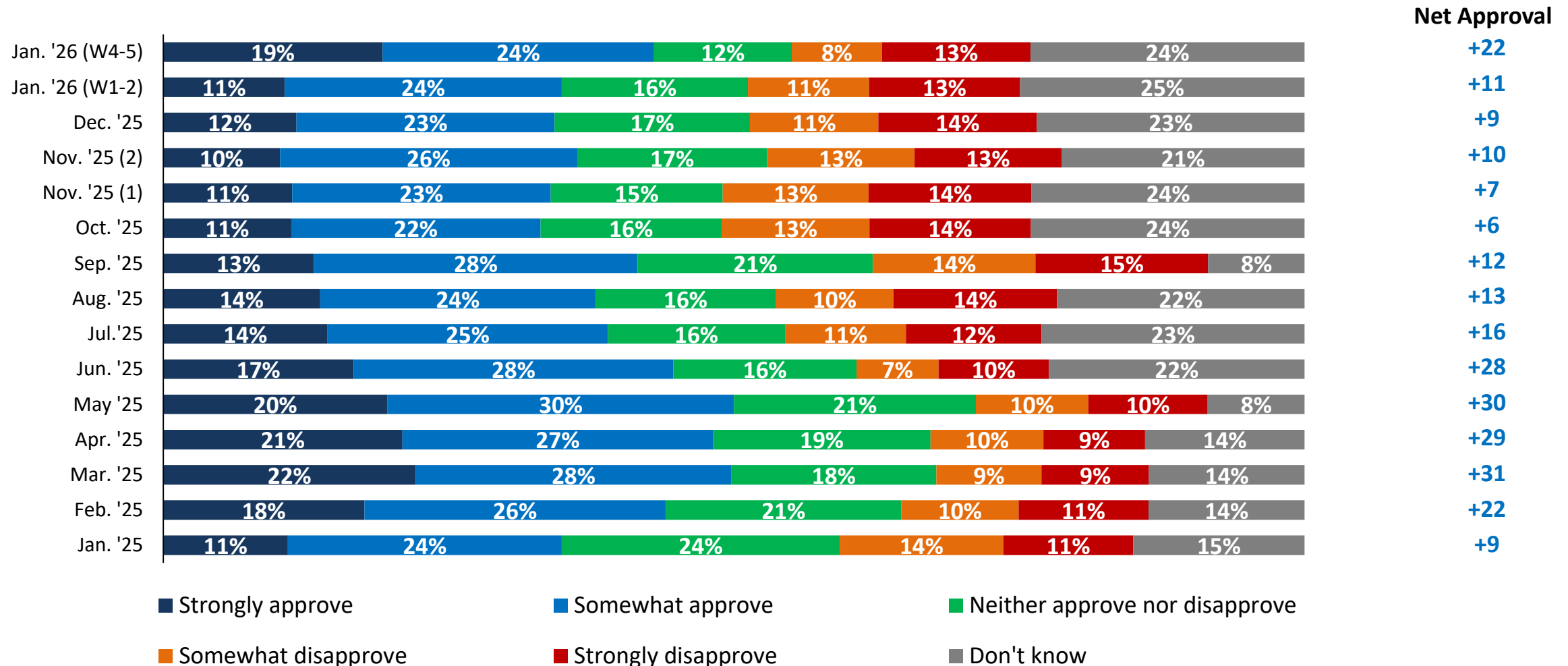


Federal Govt Approval: 43% of Canadians approve of the federal government's Trump response; net approval rises 11-points to +22

Q

Now thinking about the federal government, do you approve or disapprove of the way the Federal government is responding to issues resulting from Donald Trump's presidency?

[asked of all respondents; Jan. '26 (W4-5) n=1,000; Jan. '26 (W1-2) n=1,500; Dec. '25 n=3,000; Oct. '25 n=2,500; Sep. '25 n=3,000; Aug. '25 n=3,000; Jul. '25 n=2,000; Jun. '25 n=1,500; May '25 n= 3,000; Apr. '25 n= 4,199; Mar. '25 n=4,000; Feb. '25 n= 4,000; Jan. '25 n=2,271]



Fed. Gov't Response to Trump - Approve: More (+14 pts) think the gov't is standing up to Trump after Carney's speech in Davos

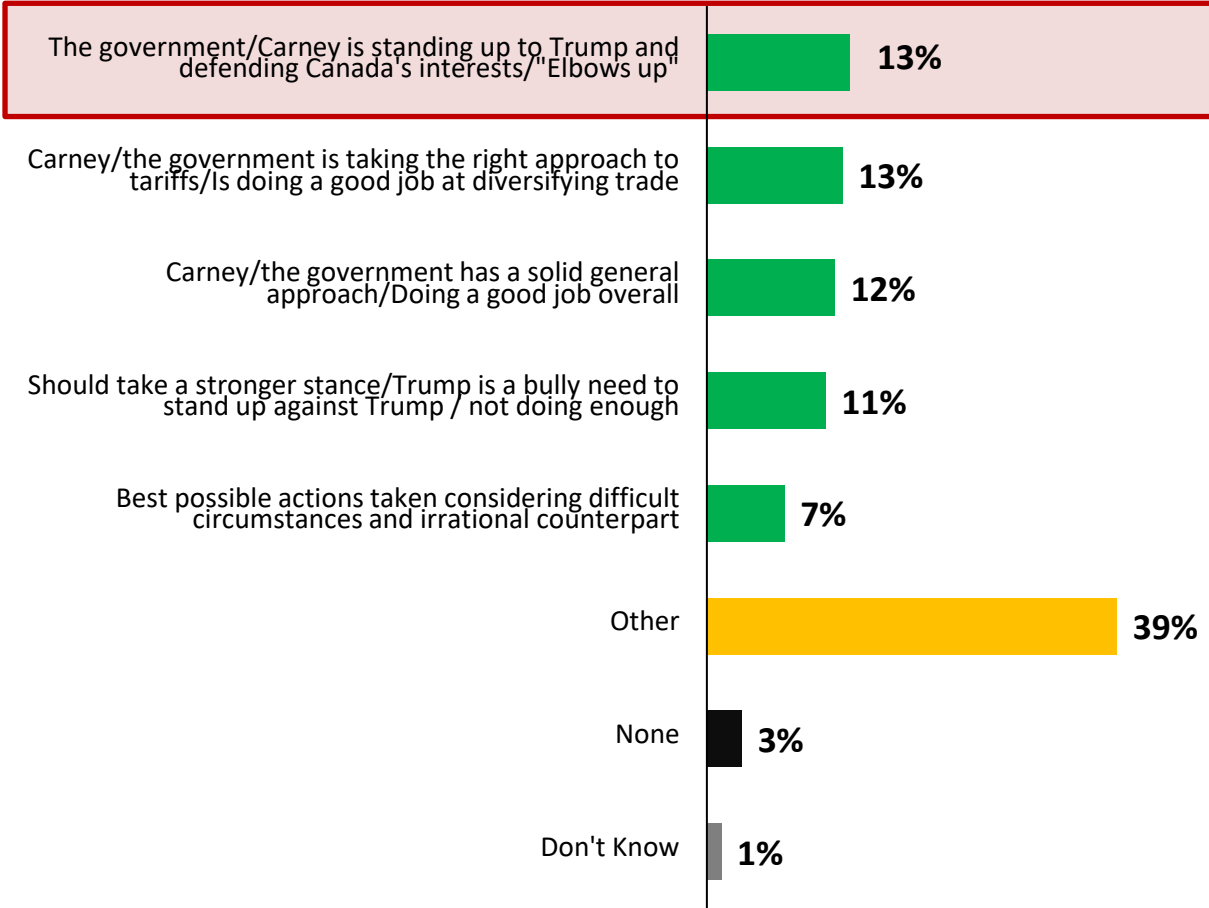


Now thinking about the federal government, do you approve or disapprove of the way the Federal government is responding to issues resulting from Donald Trump's presidency? And why do you say that? [OPEN END]

[Asked All Respondents; Those who said approve]

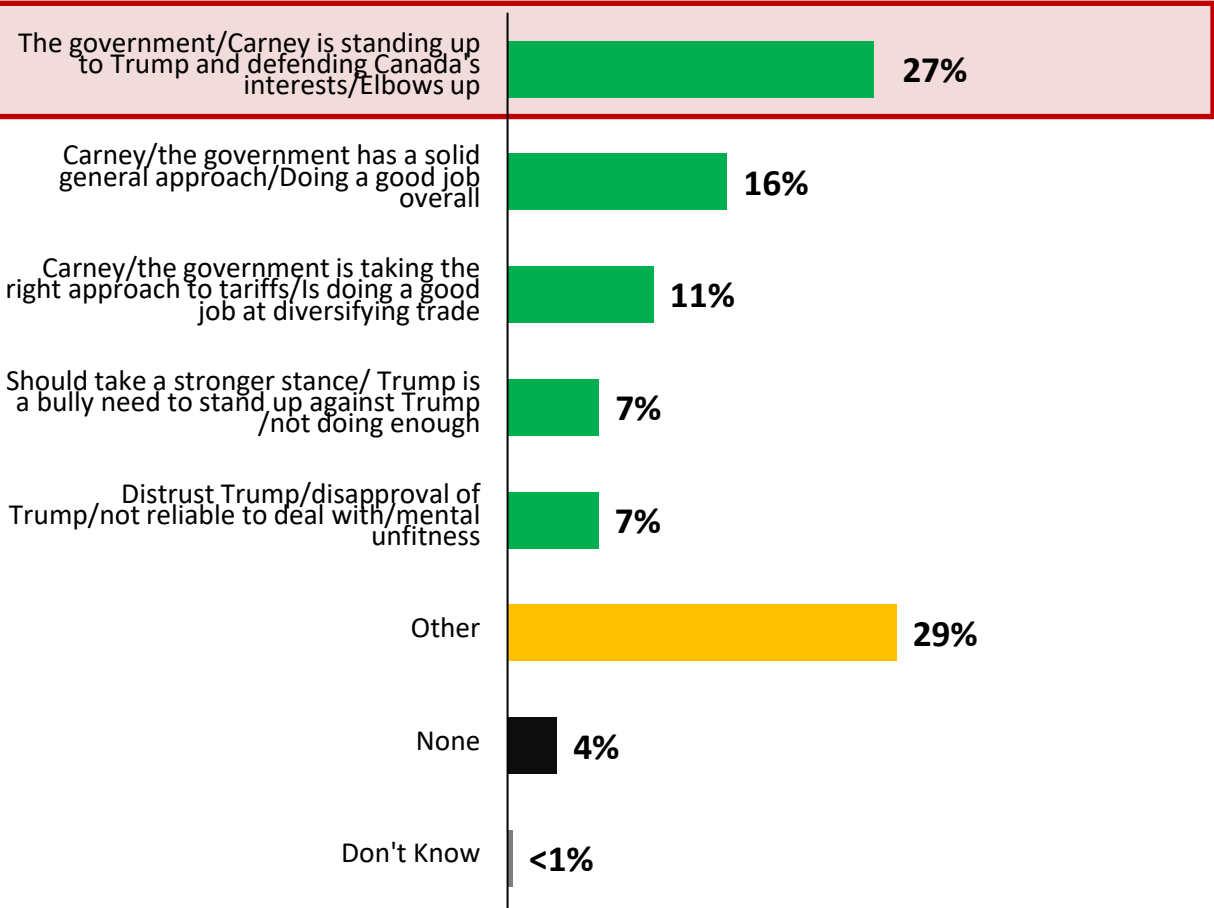
Pre-Davos Top 5 Mentions

[Jan. '26 (W1+W2), n=495]



Post-Davos Top 5 Mentions

[Jan. '26 (W4+W5), n=422]



Note: 'Bad respondent' (W1-2 = 1% and W4-5 = <1%) not shown.
Note: Negative themes generally represent respondents explaining why they only "Somewhat" rather than "Strongly" approve.

Fed. Gov't Response to Trump - Disapprove: Recent weeks show a decline in mentions of weakness and inconsistency related to Trump

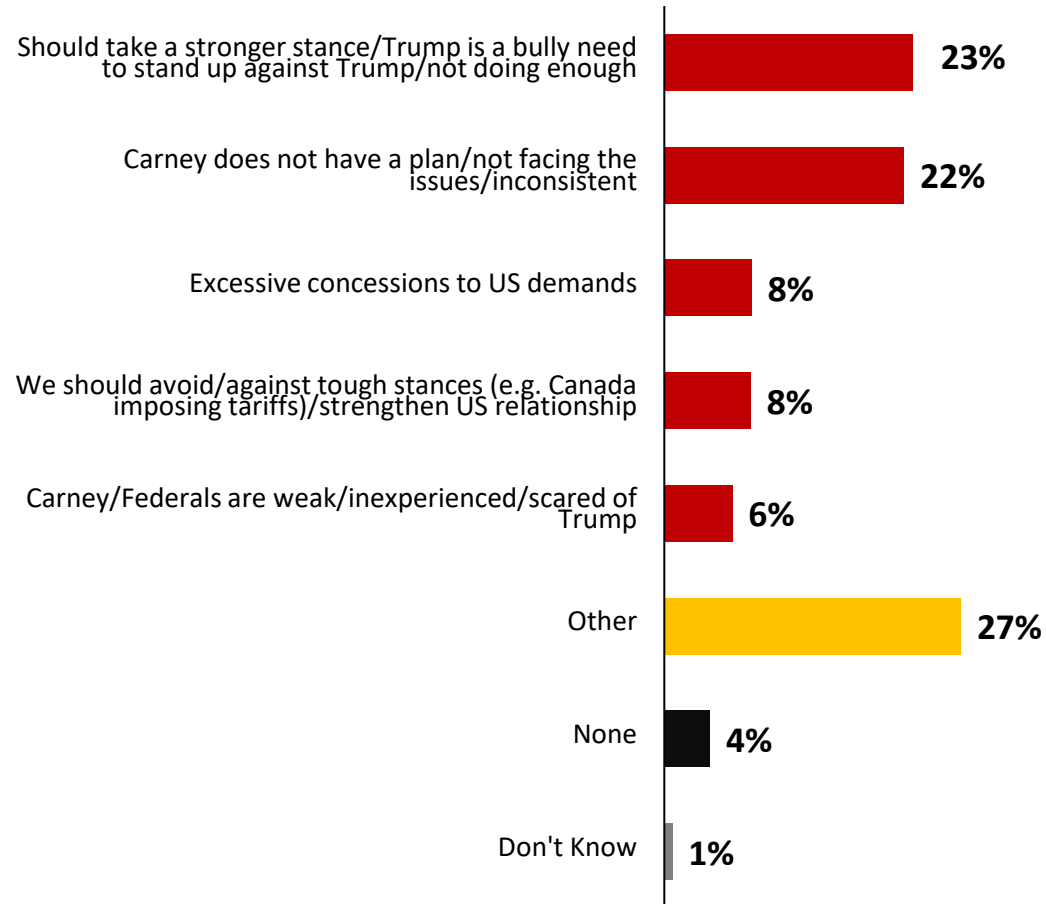


Now thinking about the federal government, do you approve or disapprove of the way the Federal government is responding to issues resulting from Donald Trump's presidency? And why do you say that? [OPEN END]

[Asked All Respondents; Those who said disapprove]

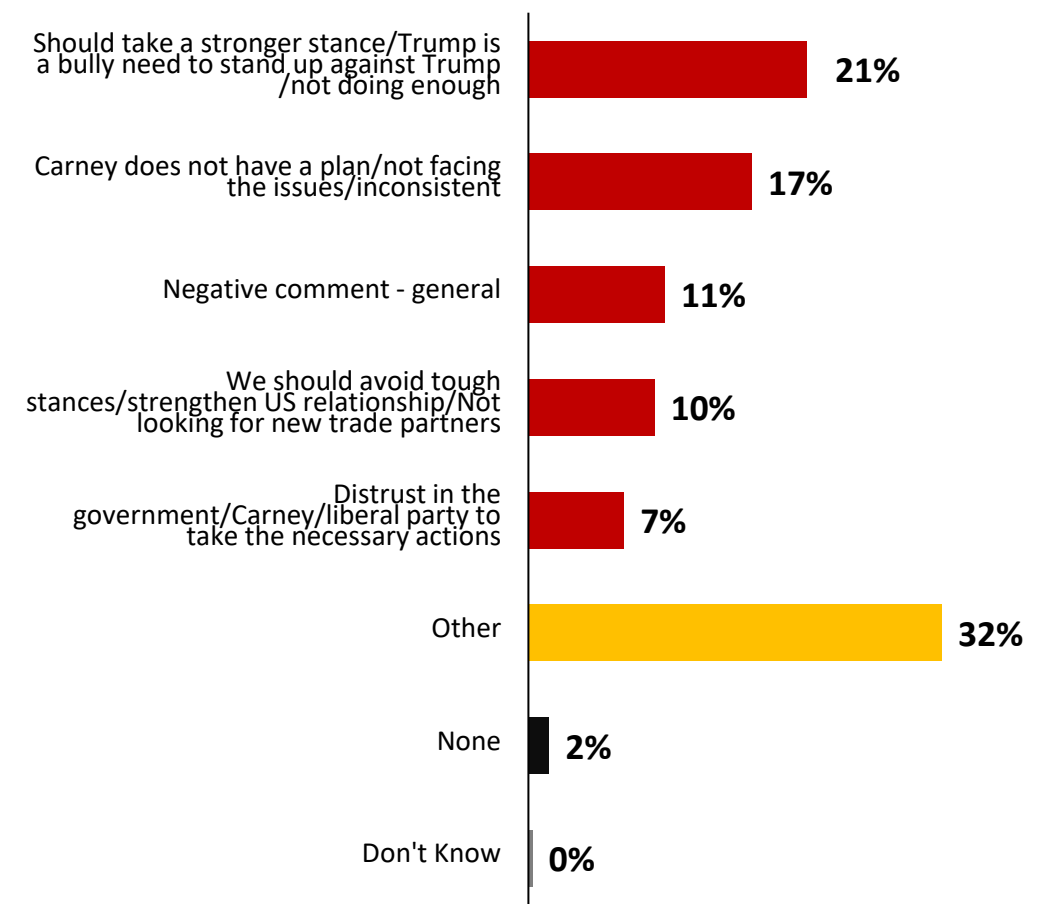
Pre-Davos Top 5 Mentions

[Jan. '26 (W1+W2), n=339]



Post-Davos Top 5 Mentions

[Jan. '26 (W4+W5), n=206]



Note: 'Bad respondent' (W1-2 = 1% and W3-5 = <1%) not shown.

Note: Positive themes generally represent respondents explaining why they only "Somewhat" rather than "Strongly" disapprove.

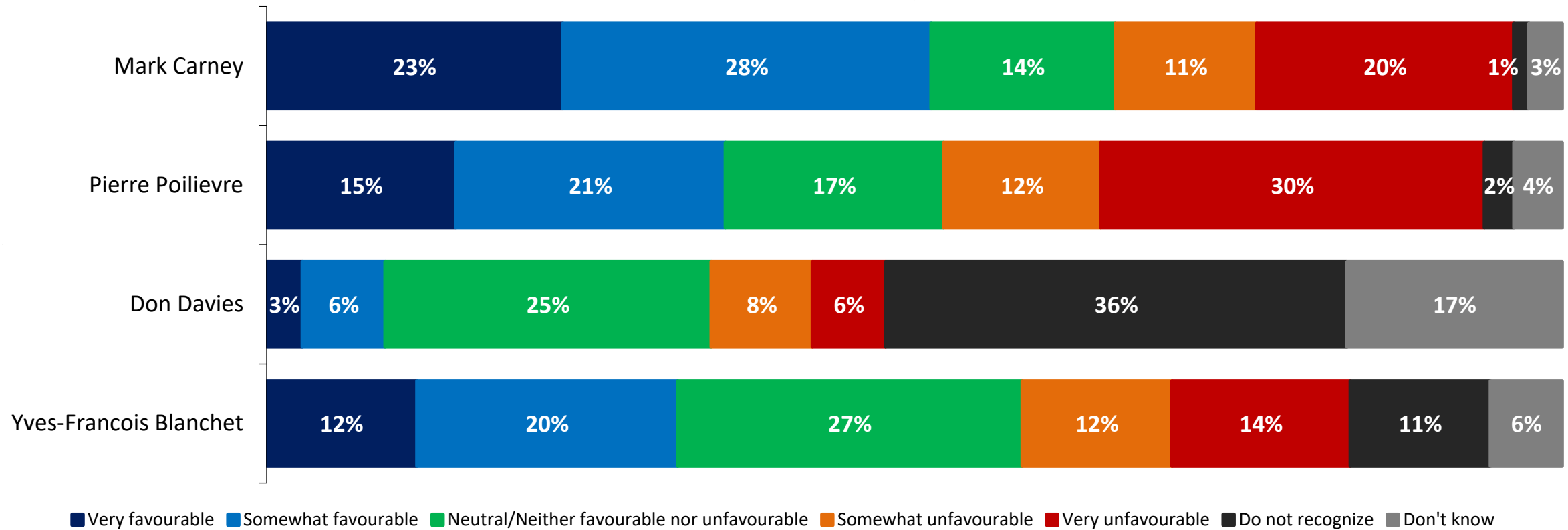
Leadership

Leader Favourables: 51% of Canadians have a favourable view of Carney¹⁴ vs 31% unfavourable; Poilievre's unfavourable impression at 42%



Now we are going to provide you with several names of public figures. Please indicate whether you have heard of that person and, if so, whether you have a favourable or unfavourable impression of that person. If you do not recognize the name, just indicate that.

[asked of all respondents; n=1,000]

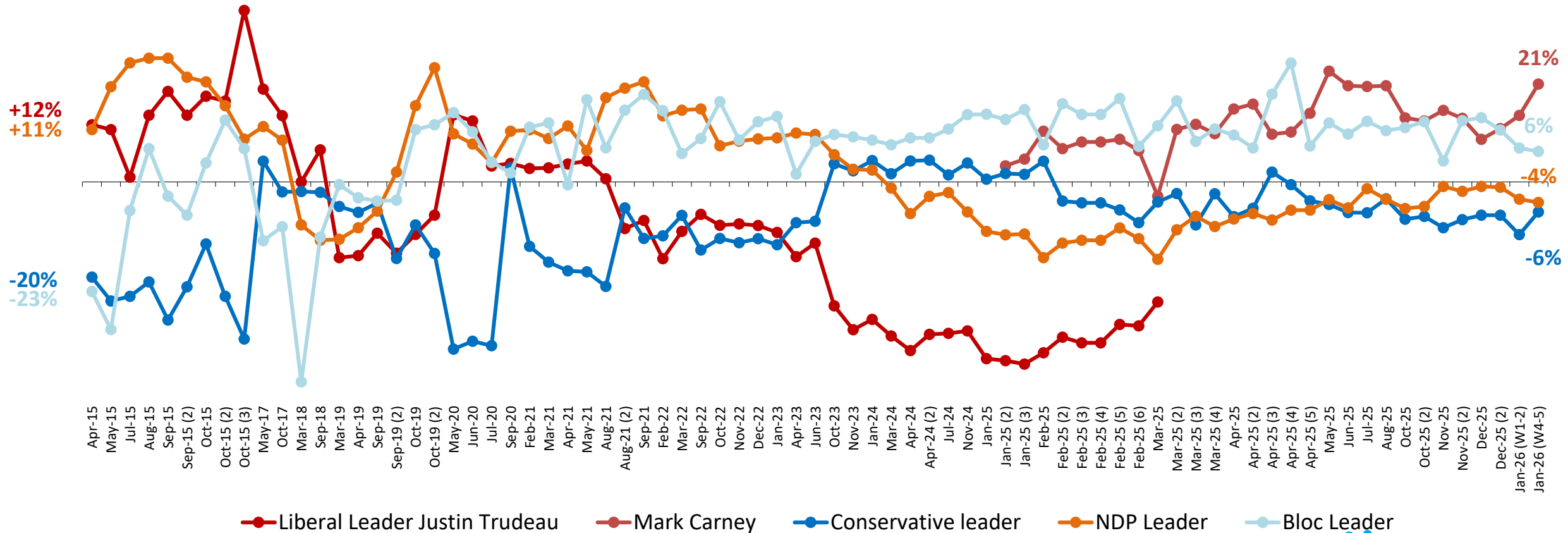


Party Leader NET Favourables Tracking: Both Carney's and Poilievre's favourable impressions are up (+7 and +5 points respectively)

Q

Now we are going to provide you with several names of public figures. Please indicate whether you have heard of that person and, if so, whether you have a favourable or unfavourable impression of that person. If you do not recognize the name, just indicate that.

[asked of all respondents; n=500]

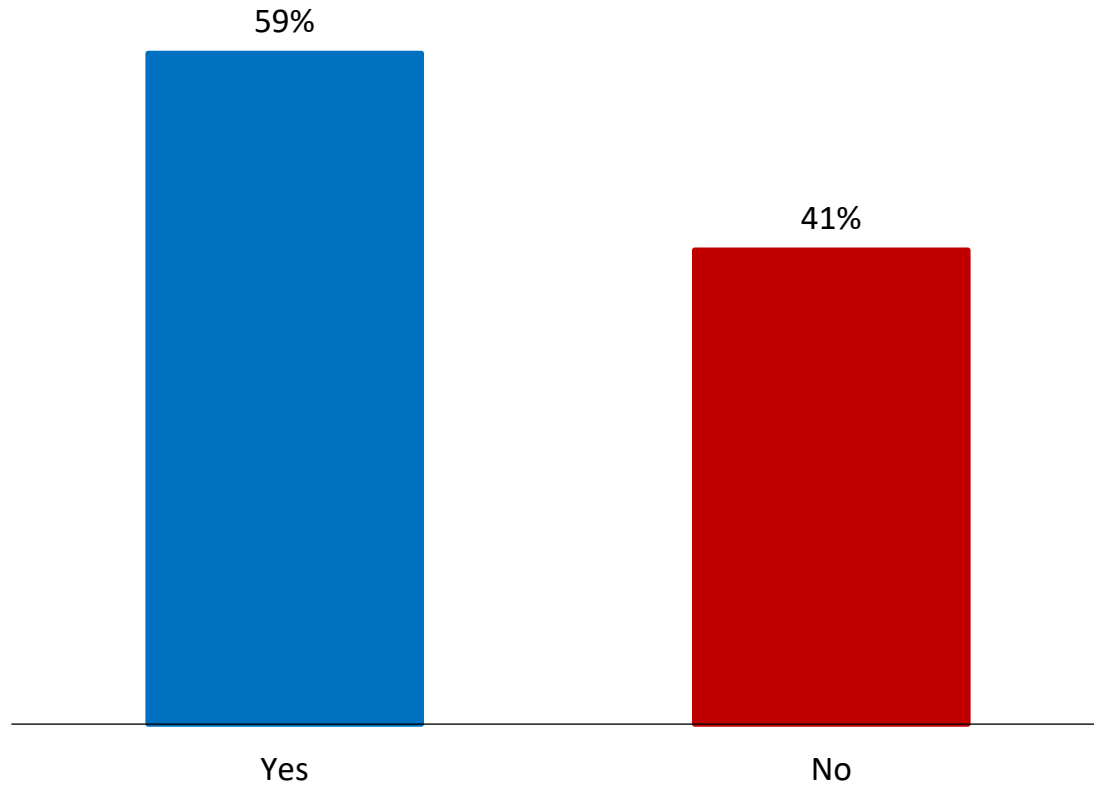


Read, Seen, Heard

Federal Read, Seen, Heard: Most Canadians have RSH something about PM and Feds; 3-in-5 therefore hold a more favourable opinion

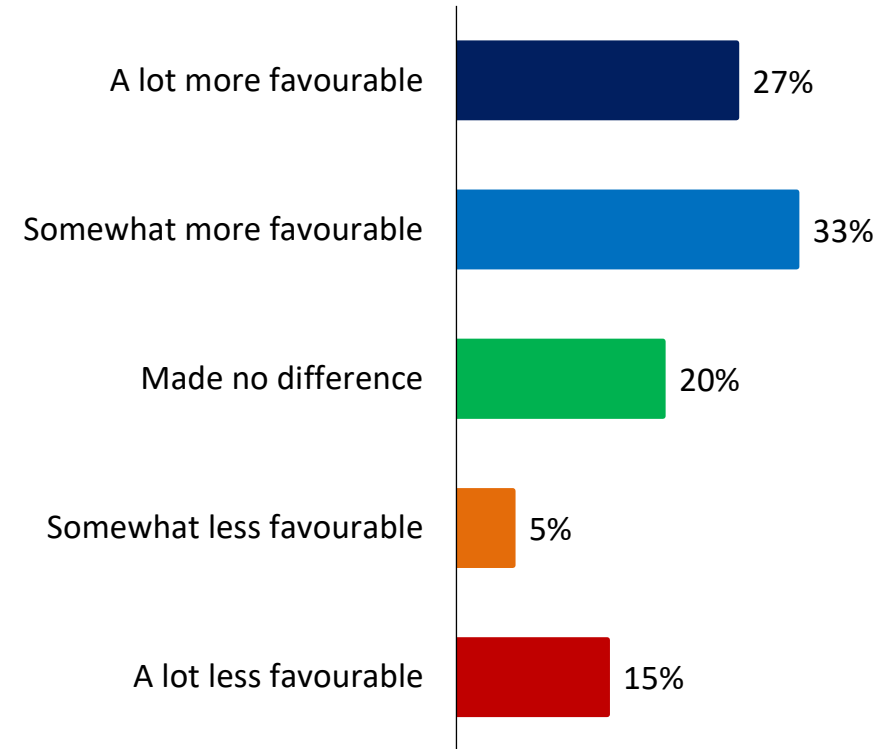
Q Have you read, seen or heard anything about Canada's Prime Minister and the Federal government in the last few days?

[Asked of all respondents; n=1,000]



Q Did what you read, see or hear leave you feeling a lot more favourable, somewhat more favourable, somewhat less favourable or a lot less favourable towards Canada's Prime Minister and the Federal government?

[Asked of those who have RSH; n=586]

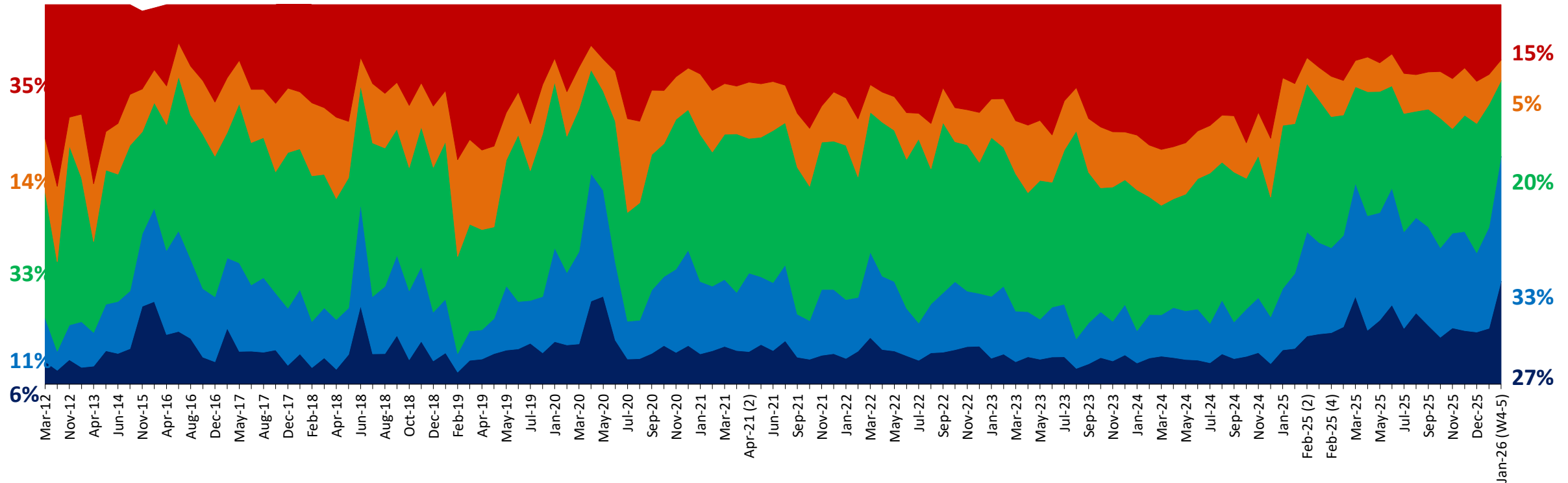


Impact of Read, Seen, Heard on PM's and Fed's Favourability: Highest (60%) since Jan '26; Pre/post Davos net increase of +19 points



Did what you read, see or hear leave you feeling a lot more favourable, somewhat more favourable, somewhat less favourable or a lot less favourable towards Canada's Prime Minister and the Federal government?

[asked of those who have RSH; n=586]



■ A lot more favourable
 ■ Somewhat more favourable
 ■ Made no difference
 ■ Somewhat less favourable
 ■ A lot less favourable

Impact of Read, Seen, Heard

Impact of RSH on PM and Federal Gov't: Post-Davos, 35% mention Carney's speech with positive impact of +65

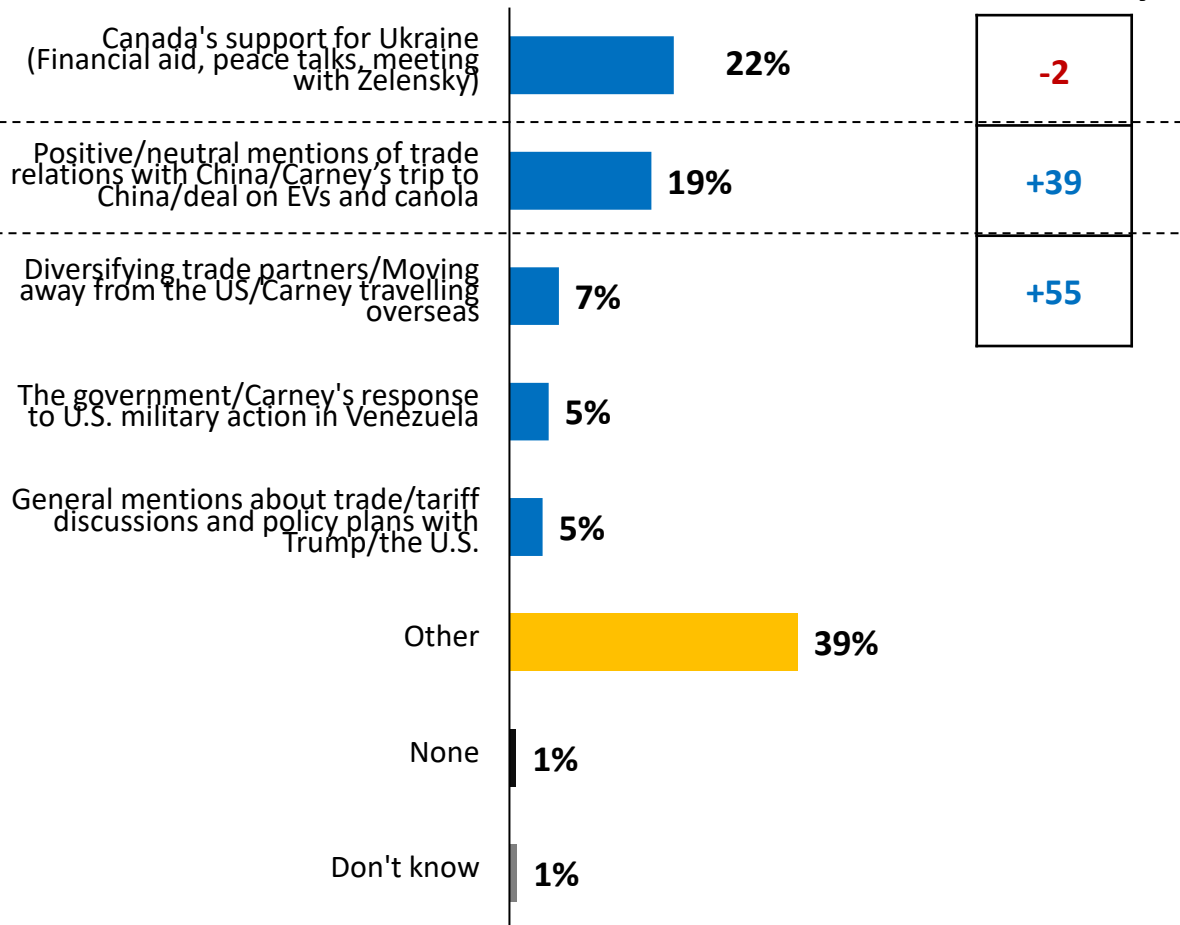


And what have you read, seen or heard about Canada's Prime Minister and the Federal government in the last few days? [OPEN END]

[Asked of those who RSH about Mark Carney and the Liberals]

Pre-Davos Top 5 Mentions

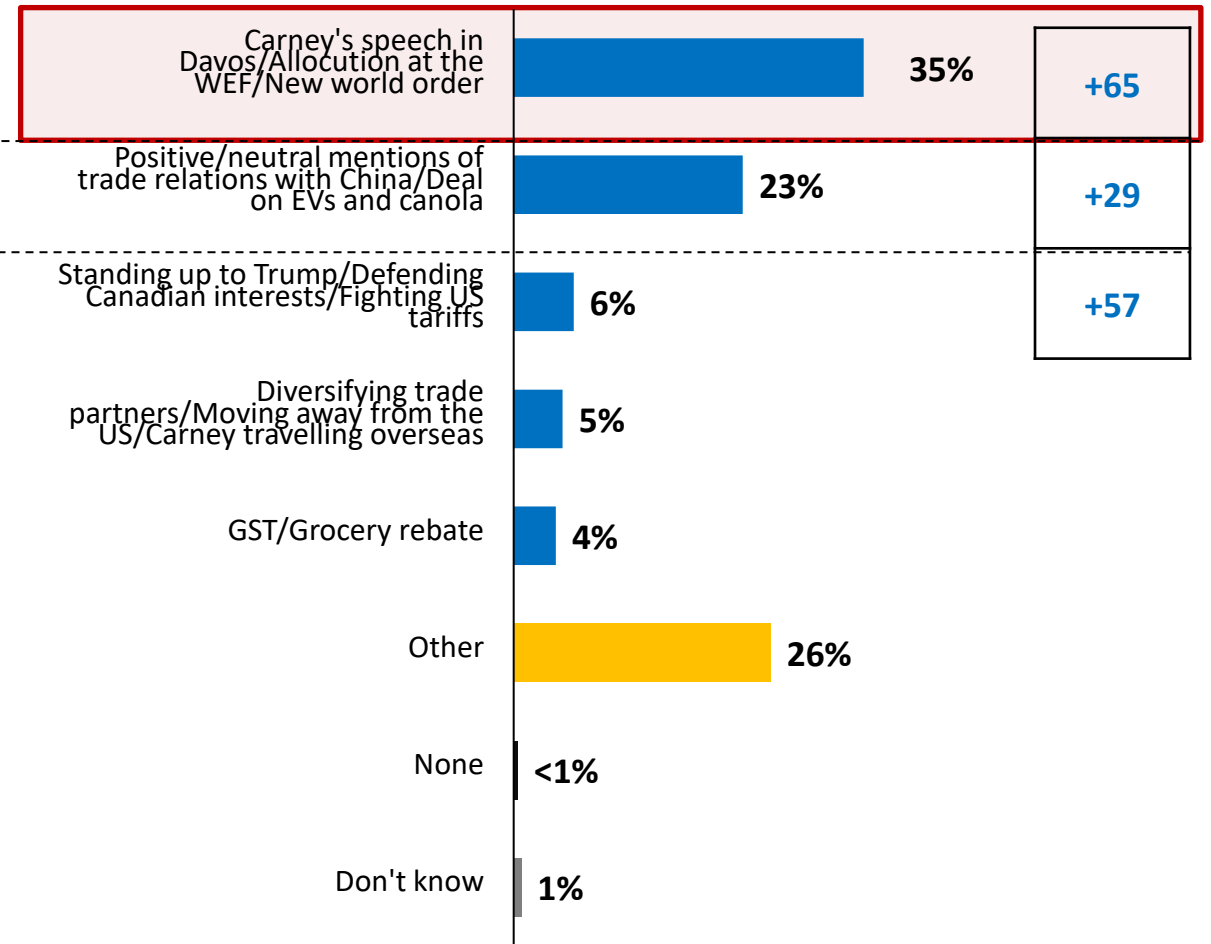
[Jan. '26 (W1+W2), n= 566]



Note: 'Refused' (<1%) and 'Bad respondent' (<1%) not shown.

Post-Davos Top 5 Mentions

[Jan. '26 (W4+W5), n= 578]



Note: 'Refused' (<1%) and 'Bad respondent' (<1%) not shown.

RSH on PM and Fed. Gov't – Verbatims (Jan.ary'26): January is ending on a more positive note after Carney's allocution in the WEF



And what have you read, seen or heard about Canada's Prime Minister and the Federal government in the last few days? [OPEN END]

[Asked of those who RSH about Mark Carney and the Liberals]

Pre-Davos

[Jan. '26 (W1+W2), n= 566]

Canada's support for Ukraine (Financial aid, peace talks, meeting with Zelensky)

"Gave about 2 billion dollars to Ukraine instead of looking after people in Canada or using it towards Canada deficit."

"Zelensky had a meeting with Carney and now Canada who's basically bankrupt has promised \$2.5 billion to him for warfare - a war that has nothing to do with Canada!!"

Positive/neutral mentions of trade relations with China/Carney's trip to China/deal on EVs and canola

"Canada's prime minister Mark Carney will visit China Jan 13-17 to boost trade ties as his federal govt diversifies beyond the US."

"Carney has made a deal with China with trade on Canola oil and electric cars that will be beneficial for our country."

Post-Davos

[Jan. '26 (W4+W5), n= 578]

Carney's speech in Davos/Allocution at the WEF/New world order

"Carney made a very memorable speech at the World Economic Forum emphasizing a shift in Canada's economic policy."

"He gave a speech at Davos what was highly regarded and received a standing ovation."

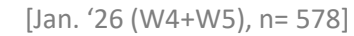
Positive/neutral mentions of trade relations with China/Carney's trip to China/deal on EVs and canola

"He made a deal with China to get them to drop tariffs, and he talked about a new world order."

"He reached a new deal with China on EV vehicle, energy and agricultural products including Canola."



[Jan. '26 (W1+W2), n= 566]



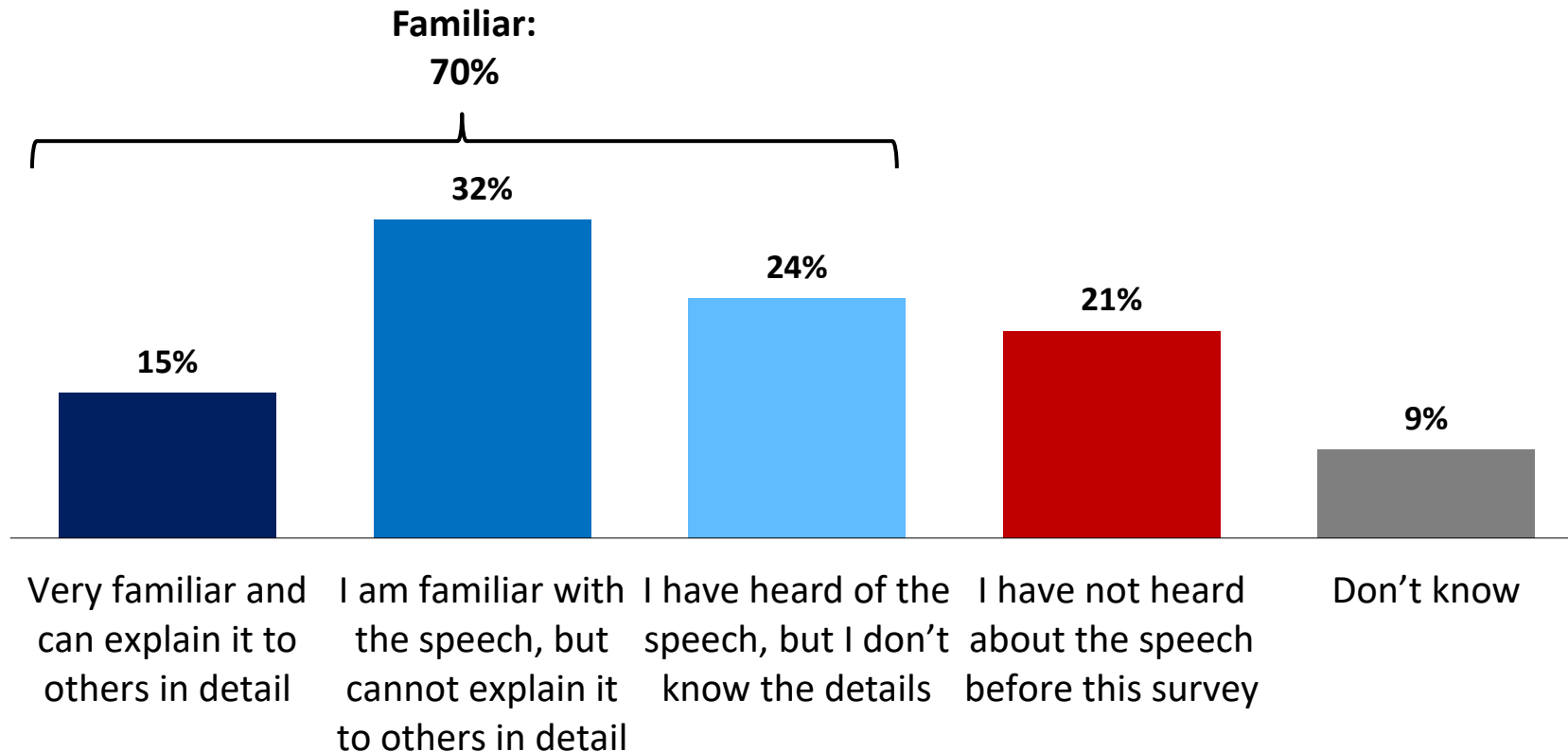
Familiarity With Carney's Speech

Familiarity With The Speech: Nearly three-in-four Canadians are familiar²⁴ with Carney's Davos speech, while 21% have not heard about it



How familiar are you with Prime Minister Mark Carney's speech laying out an analysis of the world economy and international politics at the World Economic Forum (WEF) in Davos, Switzerland, on Tuesday, January 20th, 2026?

[asked of all respondents, n=1,000]



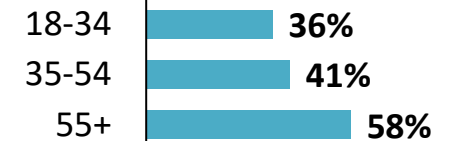
Segmentation

Respondents who say "Familiar"

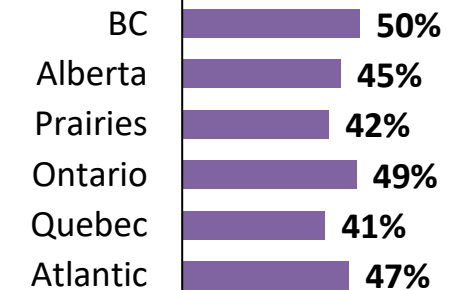
Gender



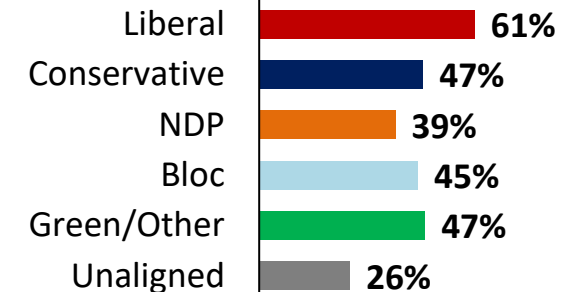
Age



Region



Party ID

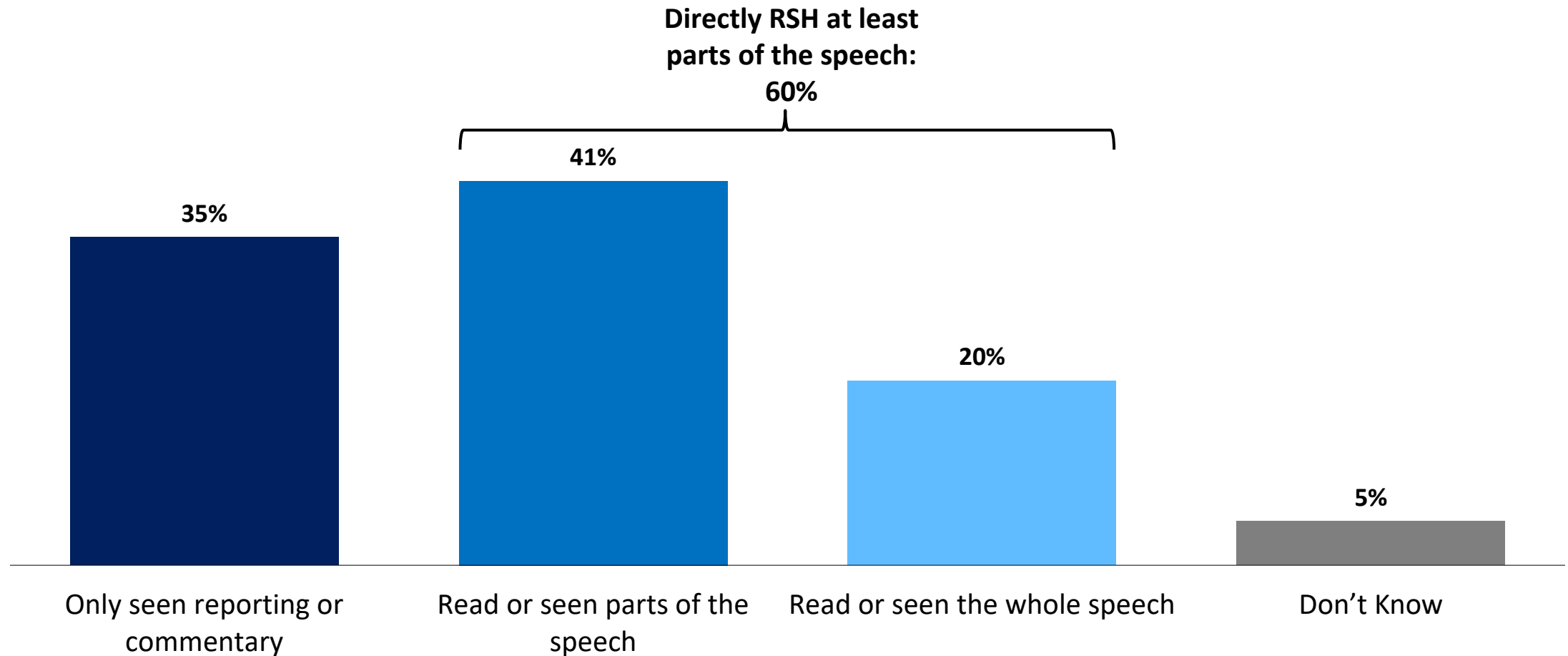


Exposure To The Speech: 3-in-5 of those familiar with Carney's Davos speech have directly RSH at least parts of the speech



Have you only seen reporting or commentary on the speech, or have you read or heard any of the speech yourself?

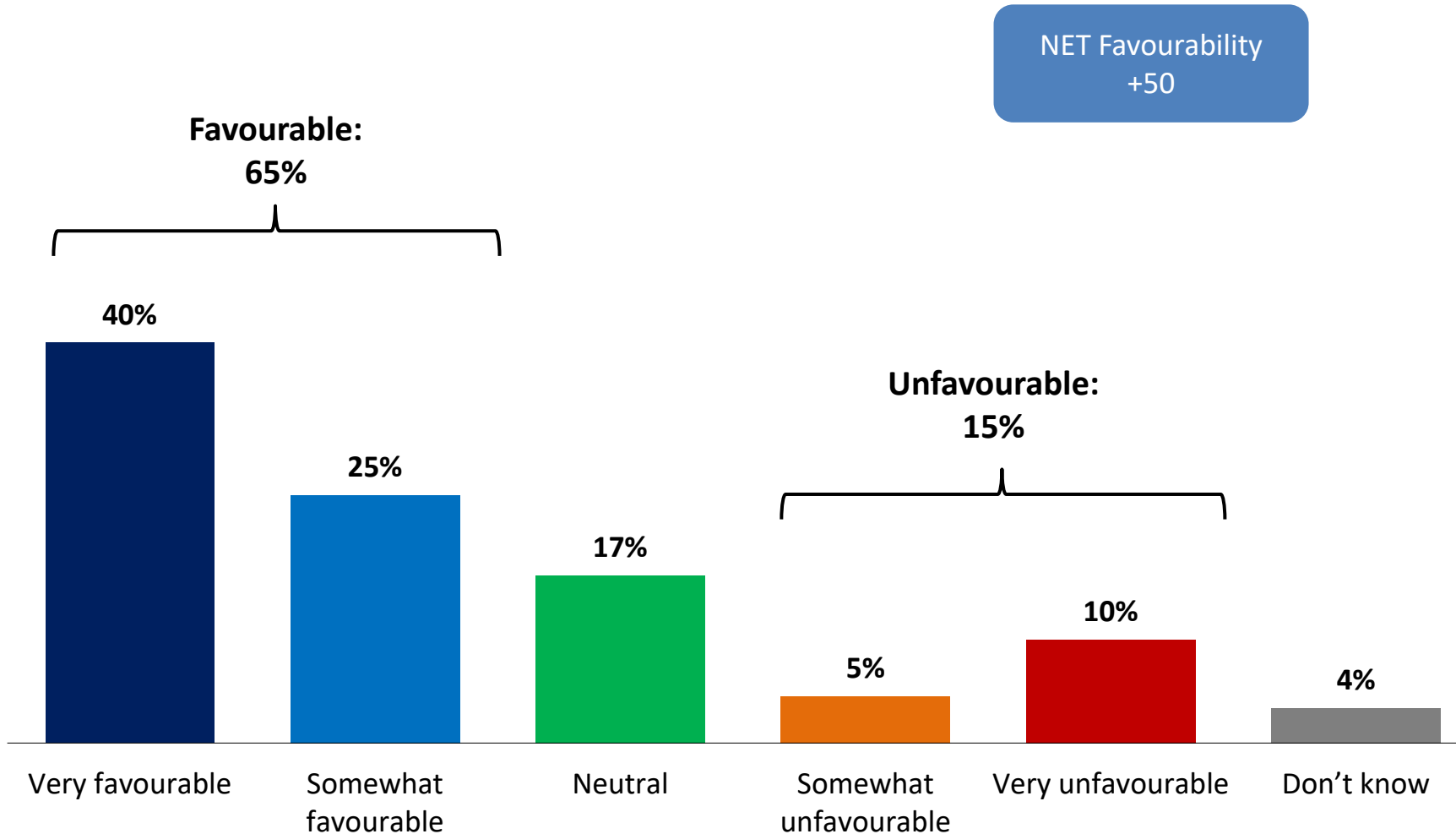
[asked of those who are at least somewhat familiar, n=704]



Impressions Of Carney's Speech

Speech Impressions: About 2-in-3 of those familiar with the speech hold a favourable impression of Carney's Davos speech

Q Do you have a favourable or unfavourable impression of Mark Carney's Davos speech?
[asked of those who are at least somewhat familiar, n=704]



Segmentation

Respondents who say "Favourable"

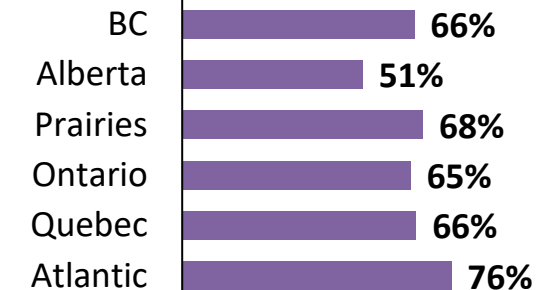
Gender



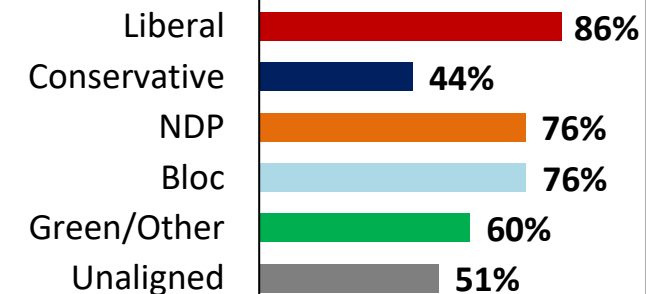
Age



Region



Party ID



Trade-offs

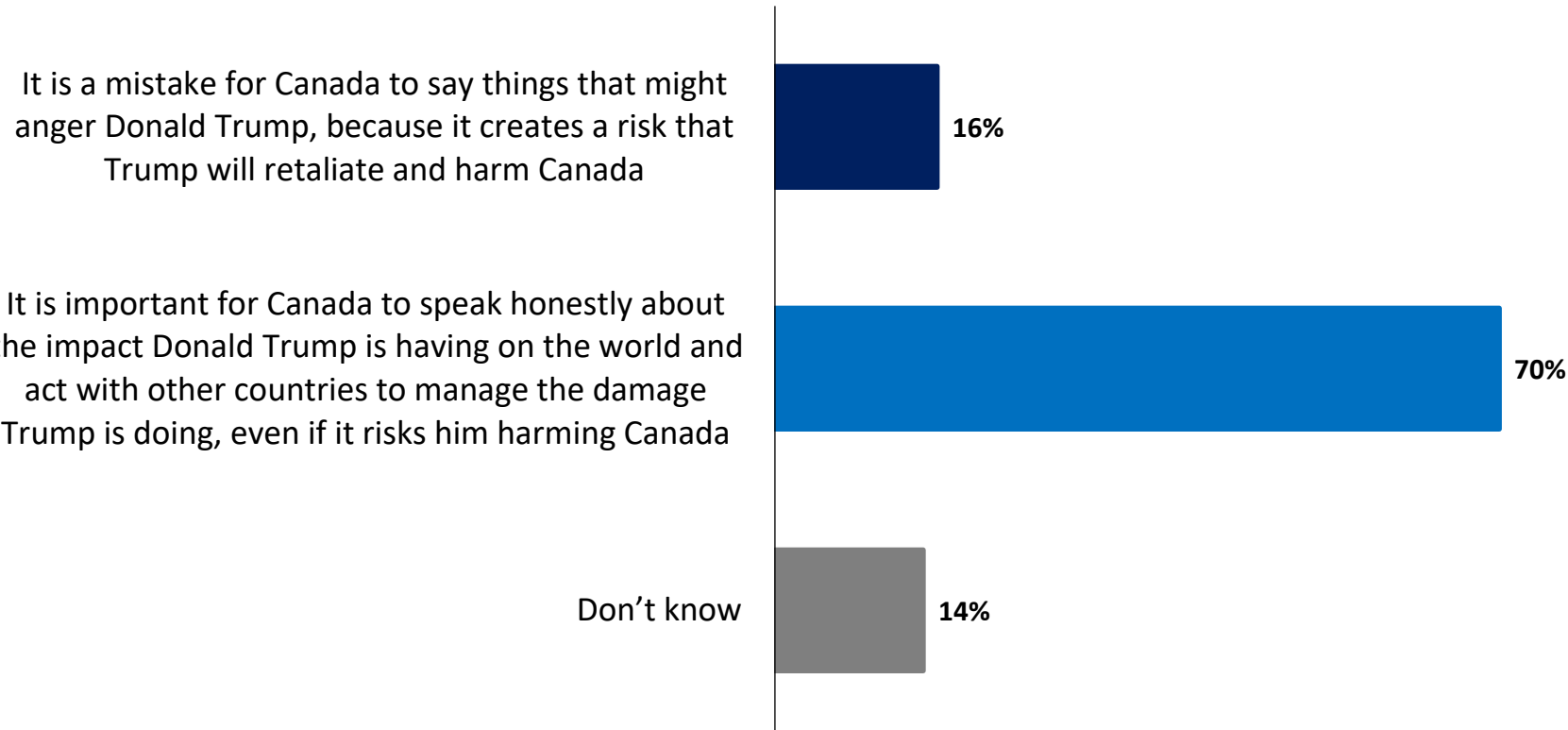
Trade-offs: Over 2-in-3 think it is important to speak honestly about the impact of Trump and to act with others, even at risk of harm to Canada



While Mark Carney's Davos speech did not specifically mention Donald Trump, it was widely seen as critical of him. Trump himself made note of the critical tone in Carney's speech.

Given this, which view is closest to your own?

[asked of all respondents, n=1,000]



Segmentation

Respondents who choose "Speak honestly about the impact"

Gender



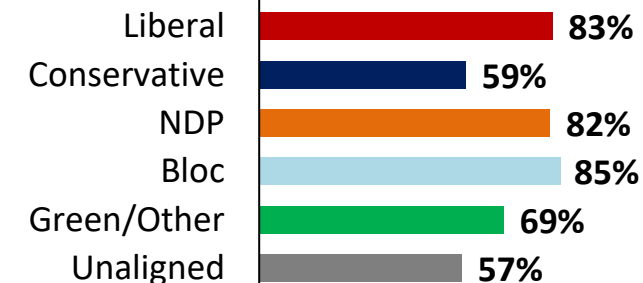
Age



Region



Party ID



Methodology

Survey Methodology – National



These are the results of an online survey conducted between January 22, 2026, and February 2, 2026.

Method: This online survey was conducted using INNOVATIVE's Canada 20/20 national research panel with additional respondents from Lucid, a leading provider of online samples. Each survey is administered to a series of randomly selected samples from the panel and weighted to ensure that the overall sample's composition reflects that of the actual Canadian population according to Census data to provide results that are intended to approximate a probability sample.

Sample Size: n=1,666 Canadian citizens, 18 years or older. The results are nationally weighted to n=1,000 based on Census data from Statistics Canada.

Field Dates: January 22, 2026, to February 2, 2026

Weighting: Results for Canada are weighted by age, gender, region, education, and self-reported federal past vote to ensure that the overall sample's composition reflects that of the actual population according to Census data, in order to provide results that are intended to approximate a probability sample. Weighted and unweighted frequencies are reported in the table.

Margin of Error: This is a representative sample. However, since the online survey was not a random probability-based sample, a margin of error cannot be calculated. Statements about margins of sampling error or population estimates do not apply to most online panels.

Note: Graphs may not always total 100% due to rounding values rather than any error in data. Sums are added before rounding numbers.

	Unweighted (n)	Unweighted (%)	Weighted (n)	Weighted (%)
Men 18-34	167	10.0%	133	13.4%
Men 35-54	255	15.3%	159	15.9%
Men 55+	382	23.0%	192	19.3%
Women 18-34	192	11.6%	132	13.3%
Women 35-54	297	17.9%	167	16.8%
Women 55+	369	22.2%	214	21.4%
British Columbia	218	13.1%	142	14.2%
Alberta	200	12.0%	111	11.1%
Prairies	99	5.9%	64	6.4%
Ontario	574	34.5%	386	38.6%
Québec	442	26.5%	230	23.0%
Atlantic	133	8.0%	67	6.7%



For more information, please contact:

Greg Lyle

President

(416) 642-6429

glyle@innovativeresearch.ca

Report Contributors:

Marina Mandic, Manager, Omnibus Research Services

Mesgna Mesgna, Consultant

Natalia Zuluaga, Research Analyst

Building Understanding.

