



Canada This Month Digital Service Tax

Public Opinion Research
Release Date: August 29th, 2025
Field Dates: July 04 and July 28, 2025

Table of Contents

Key Voter Segments	5
Reaction to Trump	14
PM's Read, Seen, Heard	30
Special Topics – Digital Tax	38
Methodology	43

Study Overview

Building on findings from previous waves, this report tracks July data about:



- **Reactions to Trump**
- **Response to USA**
- **Digital Service Tax**

Key Findings

1

The federal government's approval of handling Trump related issues further drops 5 points in July to 39%, with a 11-point drop in net approval since the previous month. Among 23% who disapprove, the common perception is that Carney and the federal government are weak or inexperienced (19%) and should take a stronger stance, or that they are not doing enough (19%).

2

PM's net favourability (now at 12%) also further drops and is 19 points lower than in June. Even though the interest in the Canada-U.S. relationship remains high, with three in four Canadians closely following, the number of Canadians who have read, seen, or heard (RSH) something about PM further drops to the lowest since he was elected (42%). The strongest cited driver of low favourability is caving to Trump on the digital tax (7% mentioned it).

3

48% of Canadians think that taxing US tech giants is a good idea, 21% are undecided, and 32% think it is a bad idea. Carney's decision to suspend it divided opinions; 26% say he was wrong to suspend it, while 30% say he was right. Views on the suspension also split partisan lines, with 40% of Liberals, 30% of Conservatives, and 23% of NDP supporters in agreement.

4

The net effect of dealing with digital tax on PM's favourability is a negative score, such that 27% now view Carney less favourably and 24% more favourably based on events around digital tax. The drop in favourability is most notable among older cohorts, in Alberta, and across all political affiliations except Liberal.

5

One-third of Canadians identify as "Strugglers" in the economic gap segmentation, outnumbering "Achievers" and "Alienated" (both at 23%). With 62% agreeing it's harder to get by each year, for Canadians who remain highly engaged in the news cycle and frequently recall Trump, tariffs, and trade, the economic anxiety could magnify the perceived political indecisiveness as damaging to the PM.

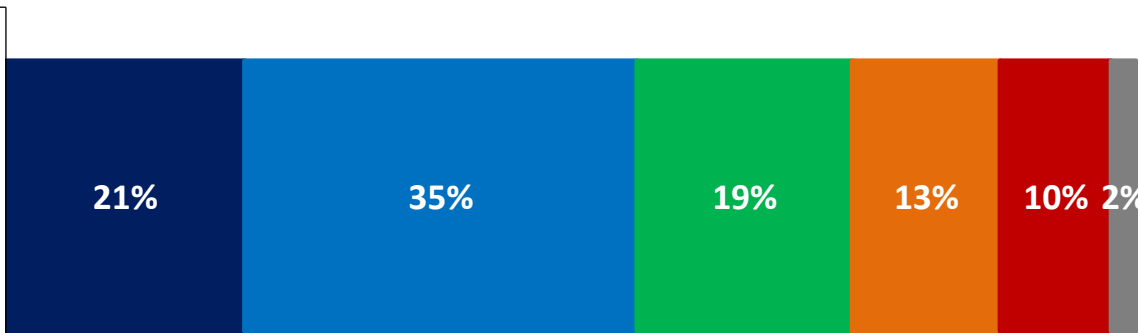
Key Voter Segments

Economic Gap Segmentation Attitudes: Over half (56%) say you can be anything you want; 62% say its more difficult to get by every year



Do you agree or disagree with the following statements? -
[asked of all respondents; n=2,000]

Here in [PROV] you can be anything you want if you are willing to work for it



No matter how hard I work, every year it seems more difficult to get by



Strongly agree Somewhat agree Neither agree nor disagree Somewhat disagree Strongly disagree Don't know

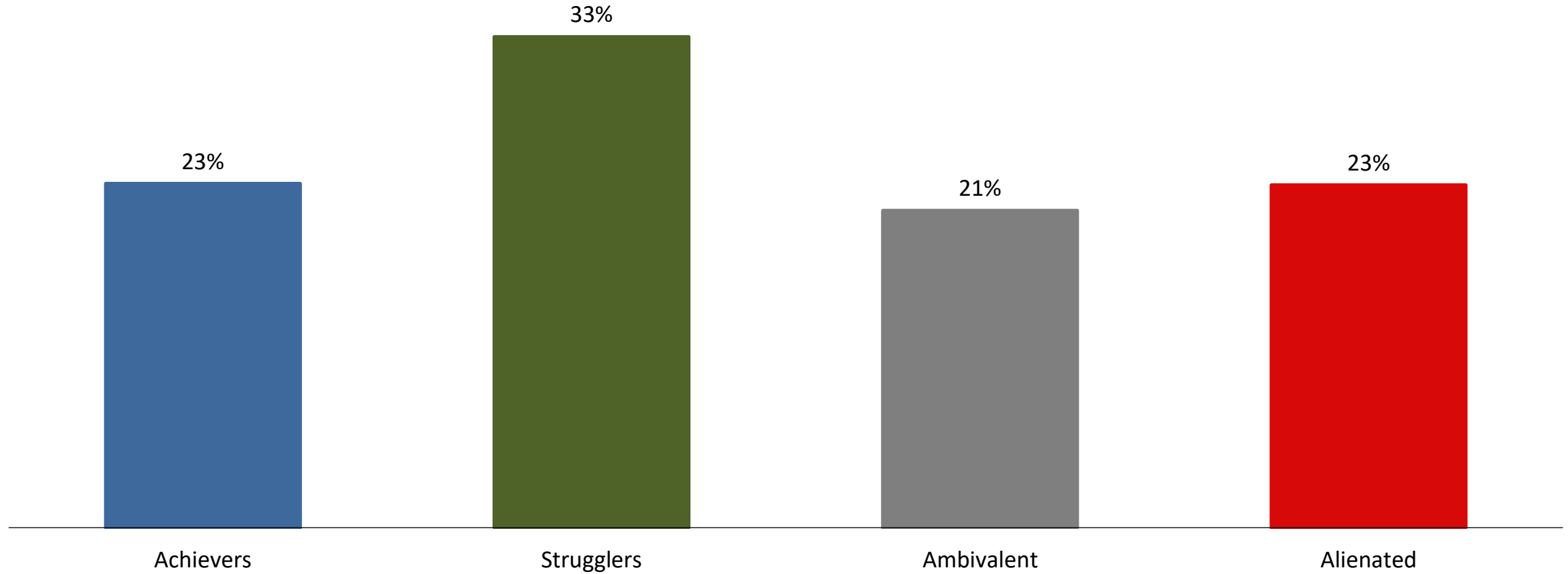


Economic Gap Segmentation: 1-in-3 are strugglers, followed by Achievers and Alienated at 23%



Gap segmentation: Agree with 'Here in [PROVINCE] you can be anything you want if you are willing to work for it' BY Agree with 'No matter how hard I work, every year it seems more difficult to get by'.

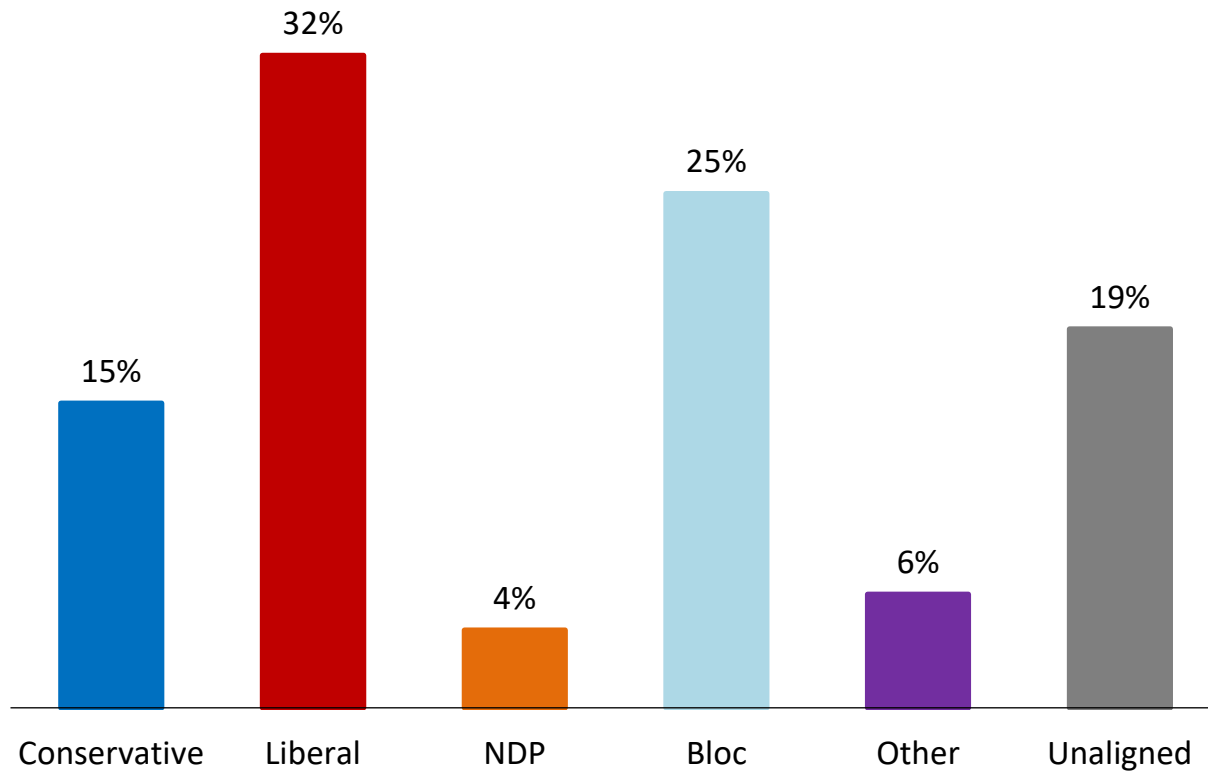
[asked of all respondents; n=2,000]



Federal Party ID (Quebec vs. ROC): The Conservatives hold a 7-point lead in the ROC, while the Liberals are ahead of Bloc by 7 points in QC

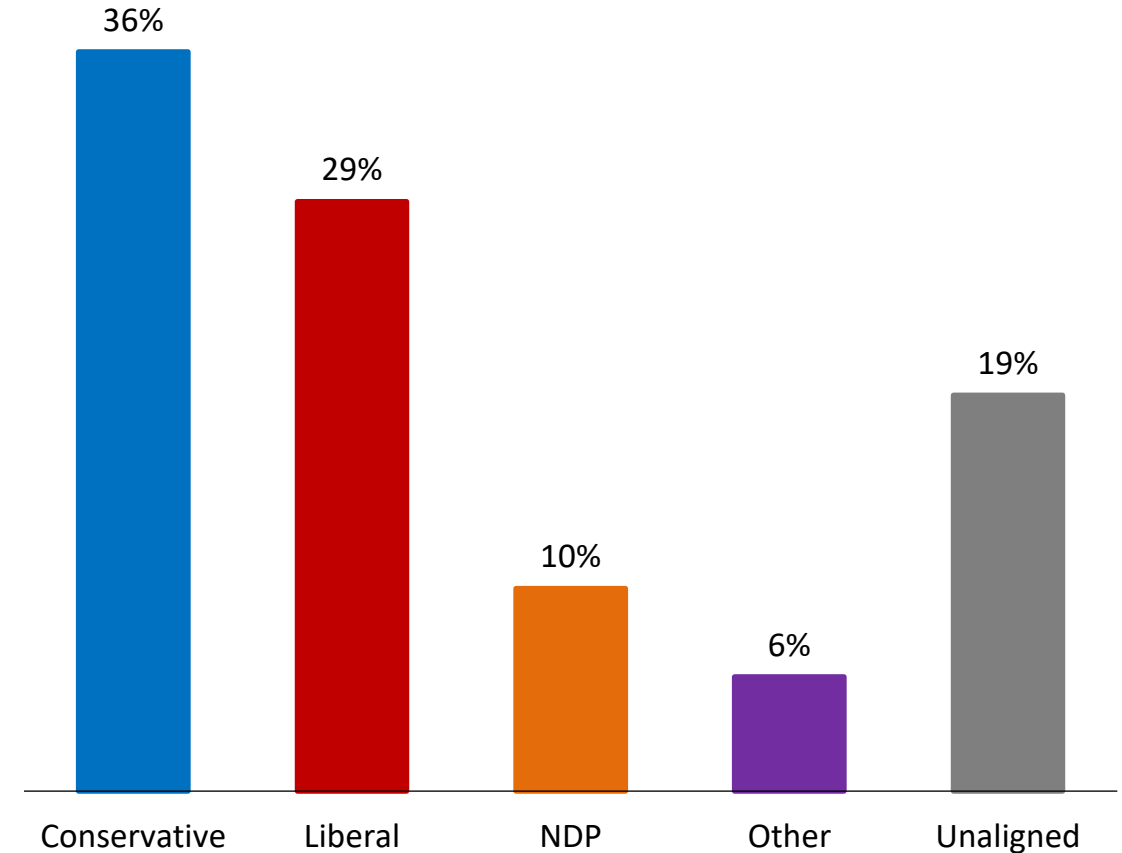
Party ID: Quebec

[Respondents in Quebec; n=460]



Party ID: Rest of Canada

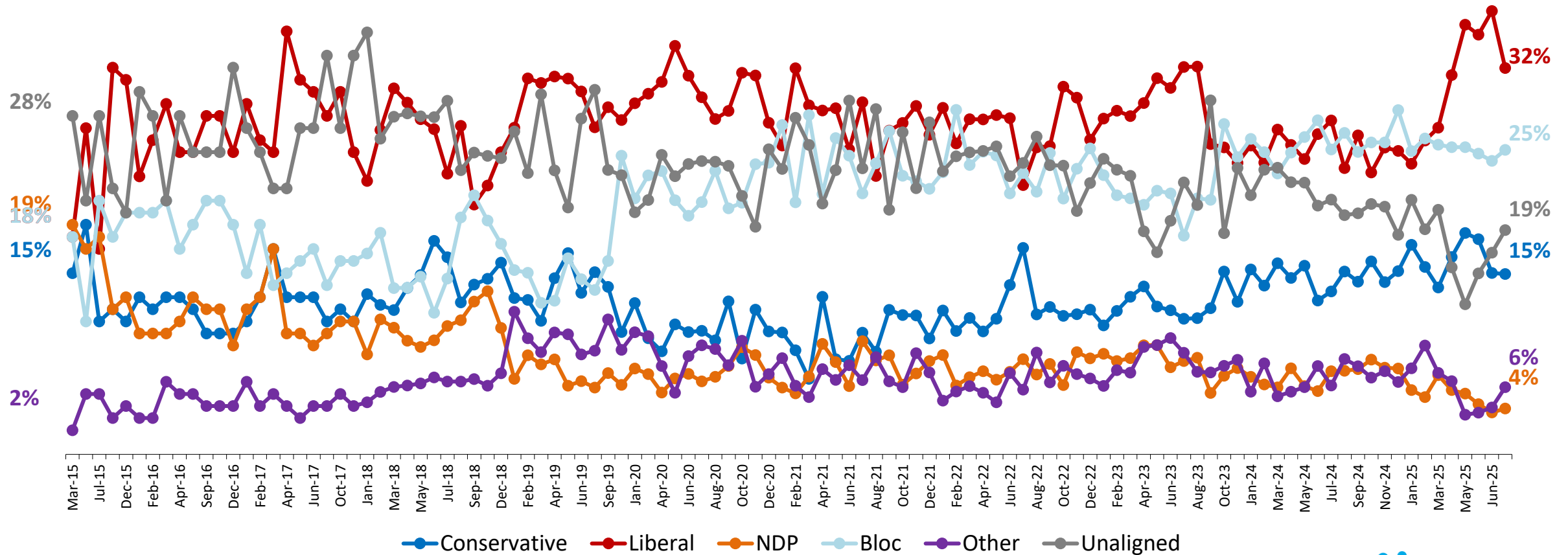
[Respondents in the rest of Canada; n=1,540]



Tracking Party Identification (Quebec): Liberals have dropped 5 points from the previous month but still maintain the lead at 32%



Thinking about politics in Canada, generally speaking, do you usually think of yourself as a...
[asked of those in Quebec; n=460]



Thinking about politics in Canada, generally speaking, do you usually think of yourself as a...
[asked of those outside Quebec; n=768]

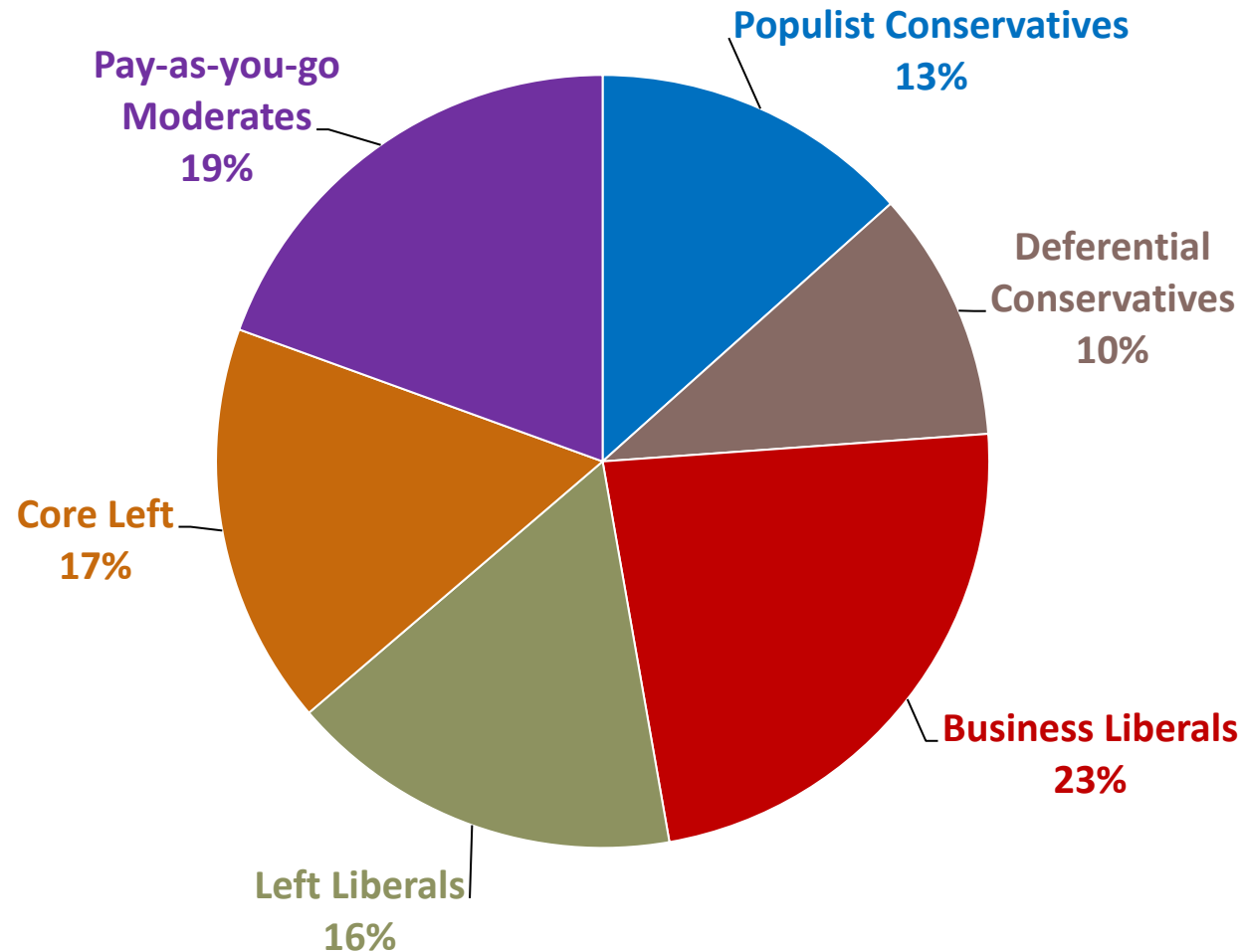


Value Clusters: Business Liberals (23%) are the highest value cluster, followed by Pay-as-you-go at 19%



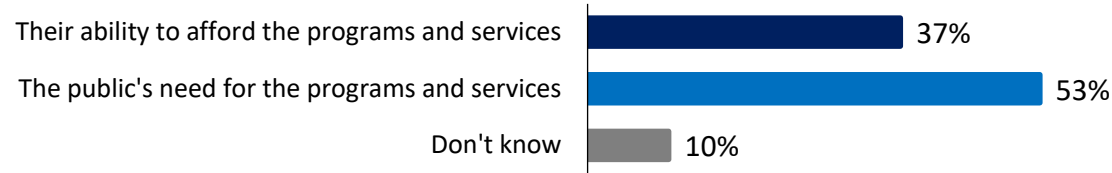
Clusters are based on 4 basic values: equal opportunity versus redistribution; trust in the profit system; whether spending should be based on ability to afford or public need; and whether government should listen to experts or common sense.

[asked of all respondents; n=2,000]

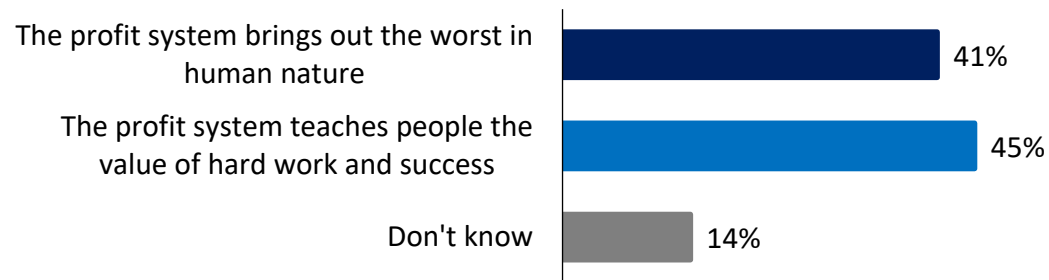


Core Political Values: Nearly 2-in-3 believe the main role of the government is to create equal opportunity

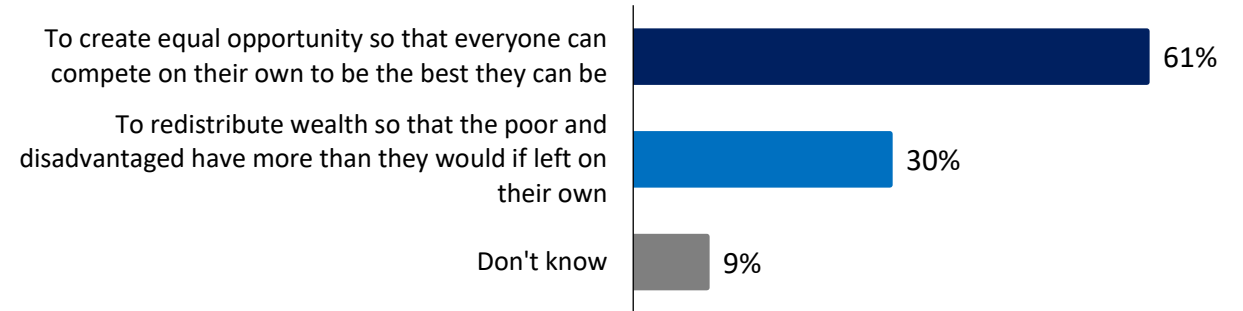
Q When governments make major decisions concerning spending on programs and services, do you think they should be basing their decisions mainly on...?
[asked of all respondents; n=2,000]



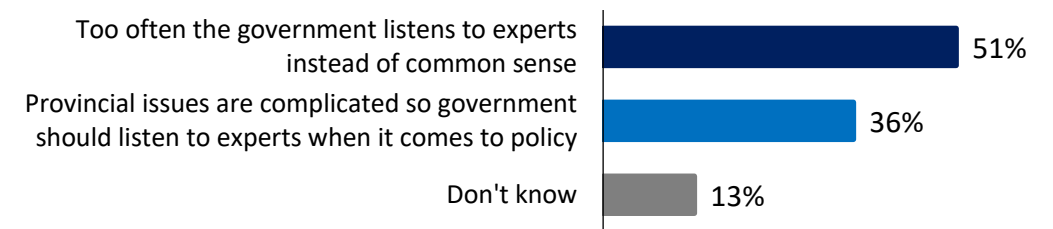
Q Which of the following statements comes closest to your view?
[asked of all respondents; n= 2,000]



Q Is the main role of government to...?
[asked of all respondents; n= 2,000]



Q When it comes to government decision making, which of the following statements is closest to your view?
[asked of all respondents; n= 2,000]



Defining Value Clusters: Populists, Deferential, and Pay-as-you-go supports government decision making based on ability to afford

Core Political Values by Value Clusters

Column %		Populist Conservatives	Deferential Conservatives	Business Liberals	Left Liberals	Core Left	Pay-as-you-go Moderates
Governments should base decisions on...	Ability to afford	92%	91%	0%	0%	0%	78%
	Public Need	0%	0%	97%	90%	95%	0%
Is the main role of government to...?	Create equal opportunity	99%	77%	68%	98%	0%	39%
	Redistribute wealth	0%	18%	24%	0%	97%	34%
When it comes to government decision making...	Rely on common sense	100%	0%	45%	58%	43%	53%
	Listen to experts	0%	89%	47%	27%	44%	20%
The profit system...	Brings out the worst in human nature	0%	0%	0%	85%	88%	63%
	Teaches value of hard work and success	89%	92%	91%	0%	0%	11%

Note: Current data: July 2025

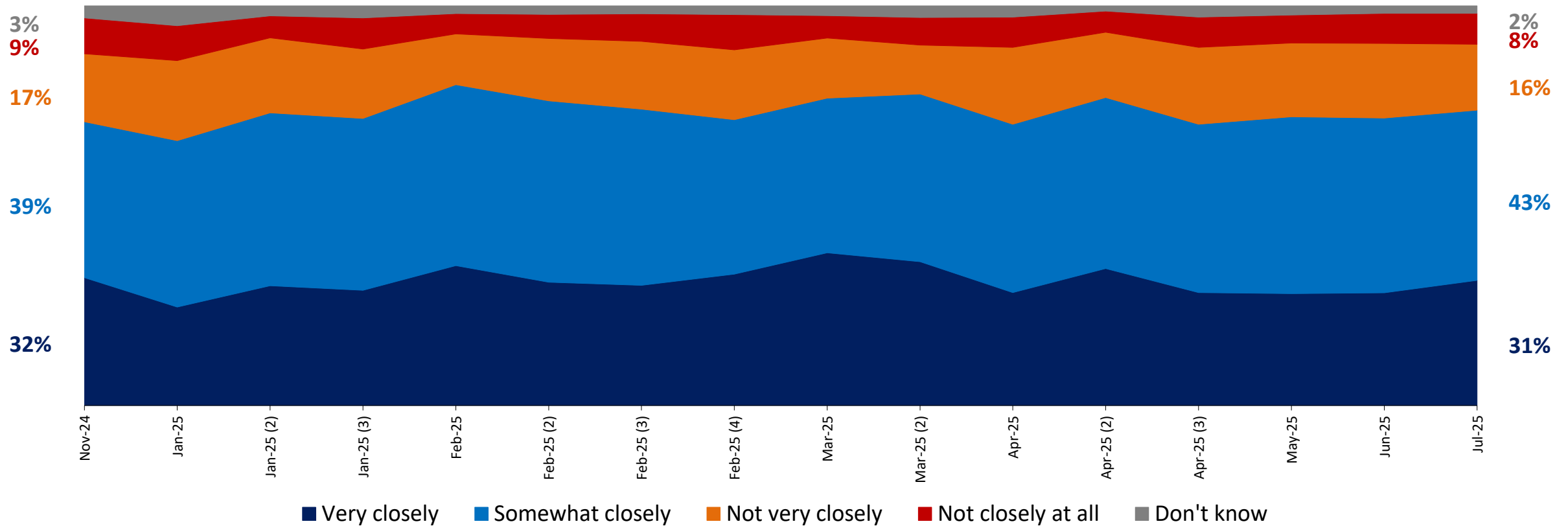
Reaction to Trump

Engagement with U.S.-Canada Relationship: Attention to U.S.-Canadian relations remains stable from April 2025

Q

How closely are you following the news about the relationship between Canada and the US now Donald J. Trump is the President of the United States once again?

[asked of all respondents; n=2,000]



Current data: July 2025

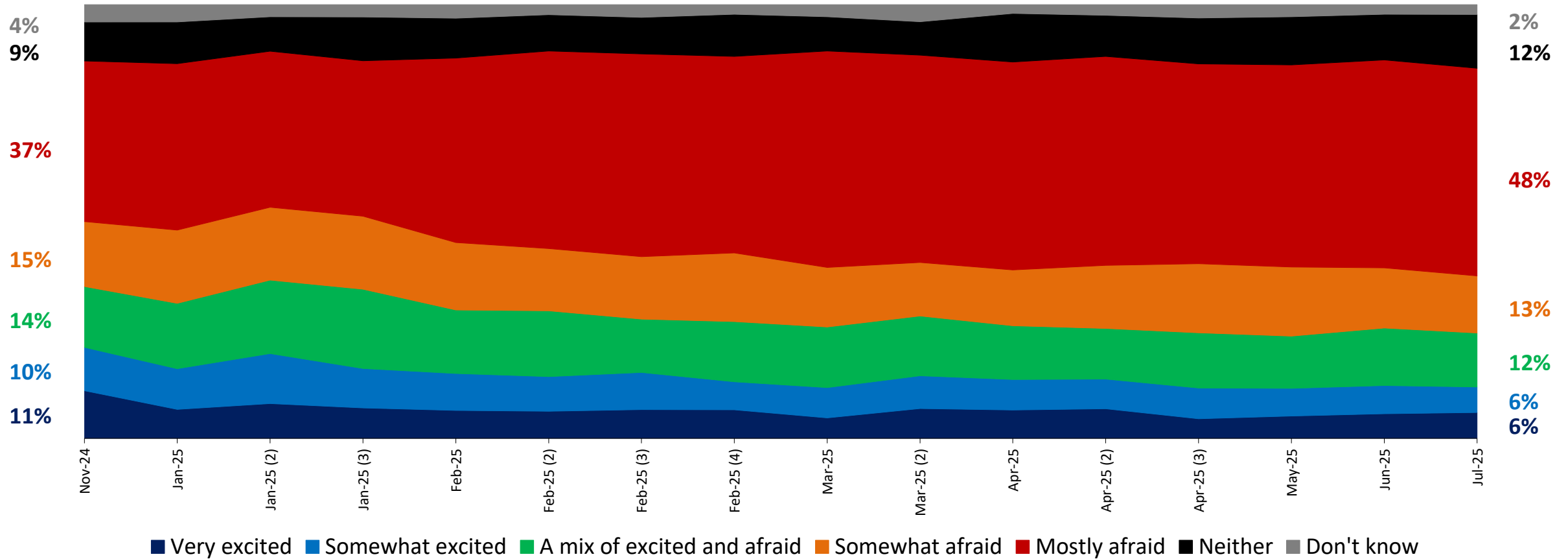
Note: Question wording in Jan.'25 W3 and Nov.'24 was "How closely are you following the news about Donald J. Trump becoming the President of the United States?" Question wording in Jan. '25 W4 was "How closely are you following the news about the relationship between Canada and the U.S. now that Donald J. Trump is becoming the President of the United States?"

Attitude Towards President Trump: Excitement towards Donald Trump remains relatively steady since April and low, now at 12%



Does Donald J. Trump's election as the US President leave you feeling excited or afraid?

[asked of all respondents; n=2,000]

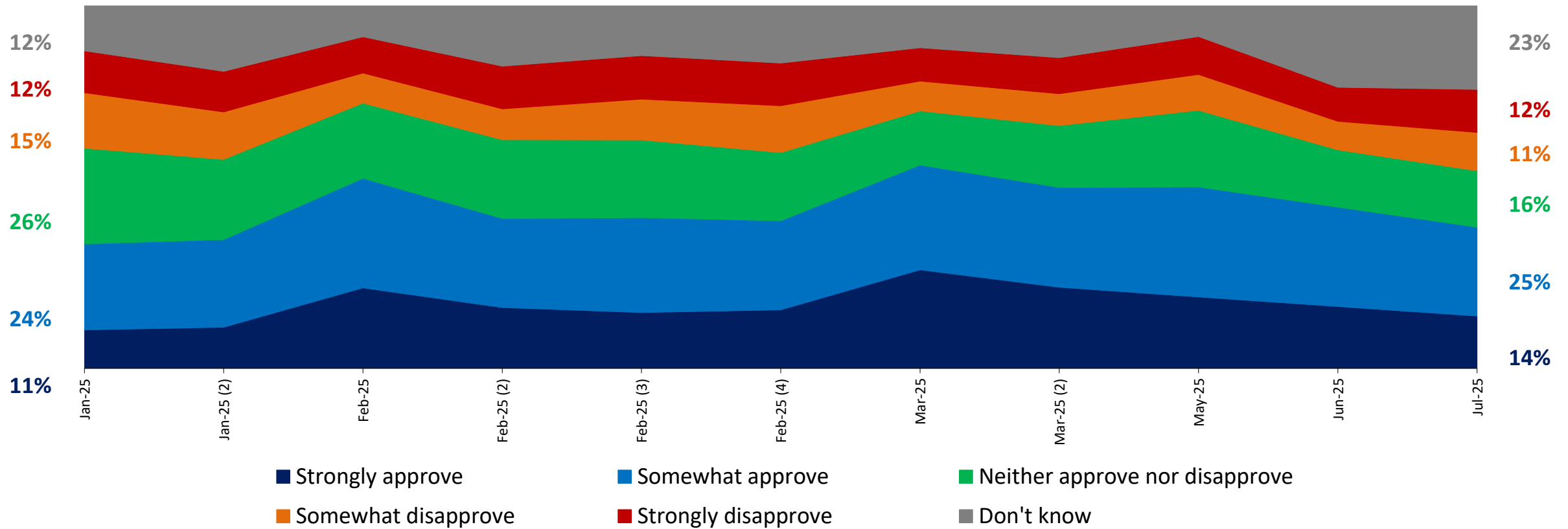


Federal Government's Approval: Approval further drops 5% since the end of June, now at 39% with 23% unsure



Now thinking about the federal government, do you approve or disapprove of the way the Federal government is responding to issues resulting from Donald Trump's presidency?

[asked of all respondents; n=2,000]



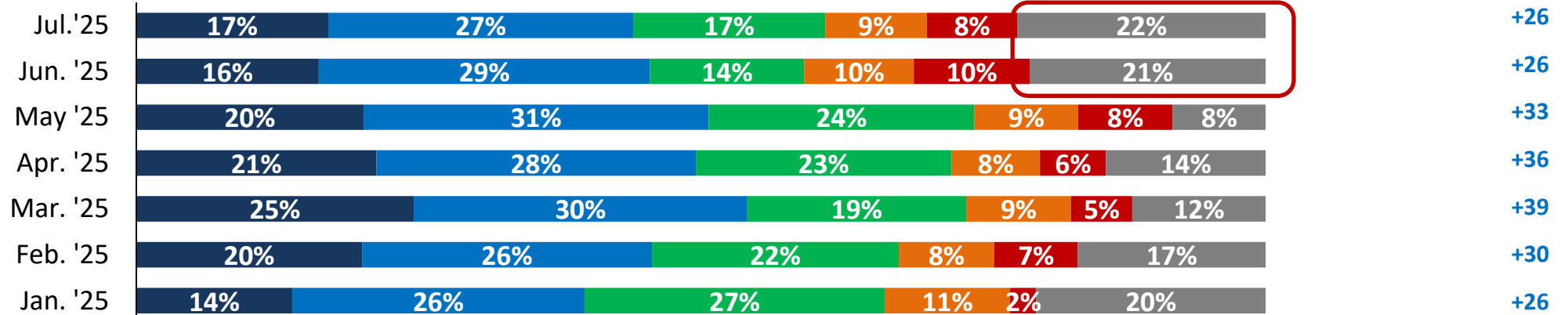
Provincial Government Approval: BC and ON have the highest net approval scores, statistically unchanged since June



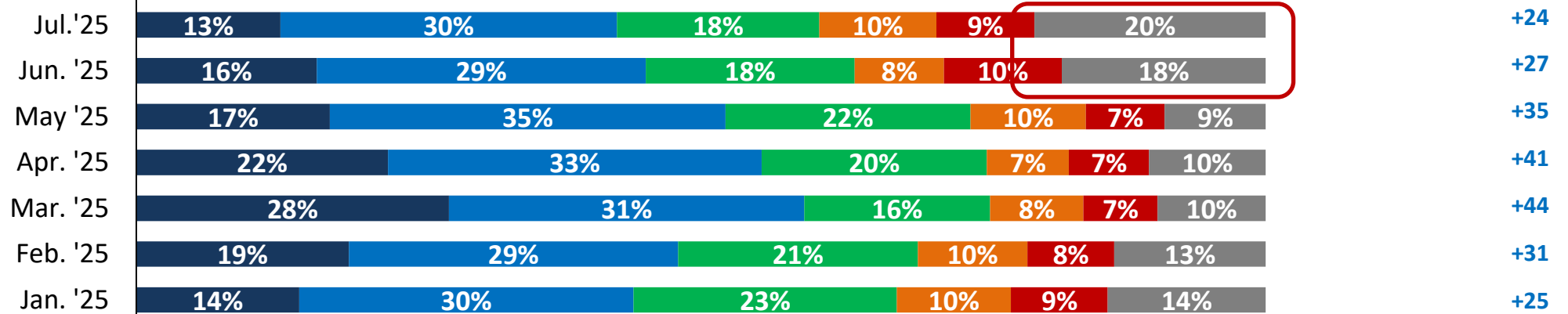
Do you approve or disapprove of the way the [PROV] government is responding to issues resulting from Donald Trump's Presidency?
[asked of all respondents; Jul. '25 BC n=280, ON n=772; Jun. '25: BC n=213, ON n=579; May '25: BC. n=421, ON n=1,158; Apr. '25: BC. n=588, ON n=1,624; Mar. '25: BC n=560, ON n=1,546; Feb. '25: BC n=559, ON n=1,544; Jan. '25: BC n=187, ON n=655]

Net Approval

British Columbia



Ontario



Strongly approve

Somewhat disapprove

Somewhat approve

Strongly disapprove

Neither approve nor disapprove

Don't know

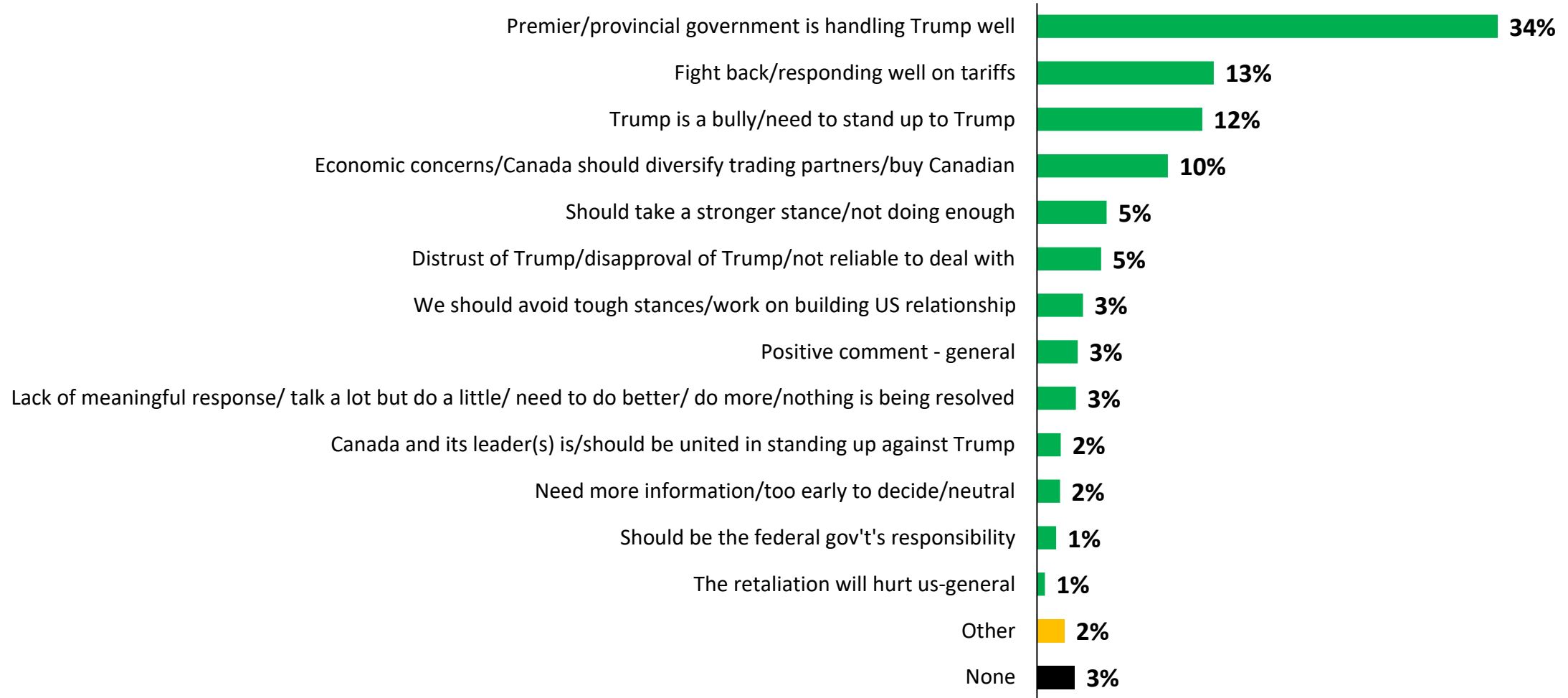
BC Government Response to Trump's Presidency - Approve:

Out of those who say approve, 34% think the provincial government is handling Trump well



Do you approve or disapprove of the way BC's government is responding to issues resulting from Donald Trump's presidency? And why do you say that?

[Asked BC Respondents; Those who said approve; n=172]



Note: 'Other' includes responses <1%.

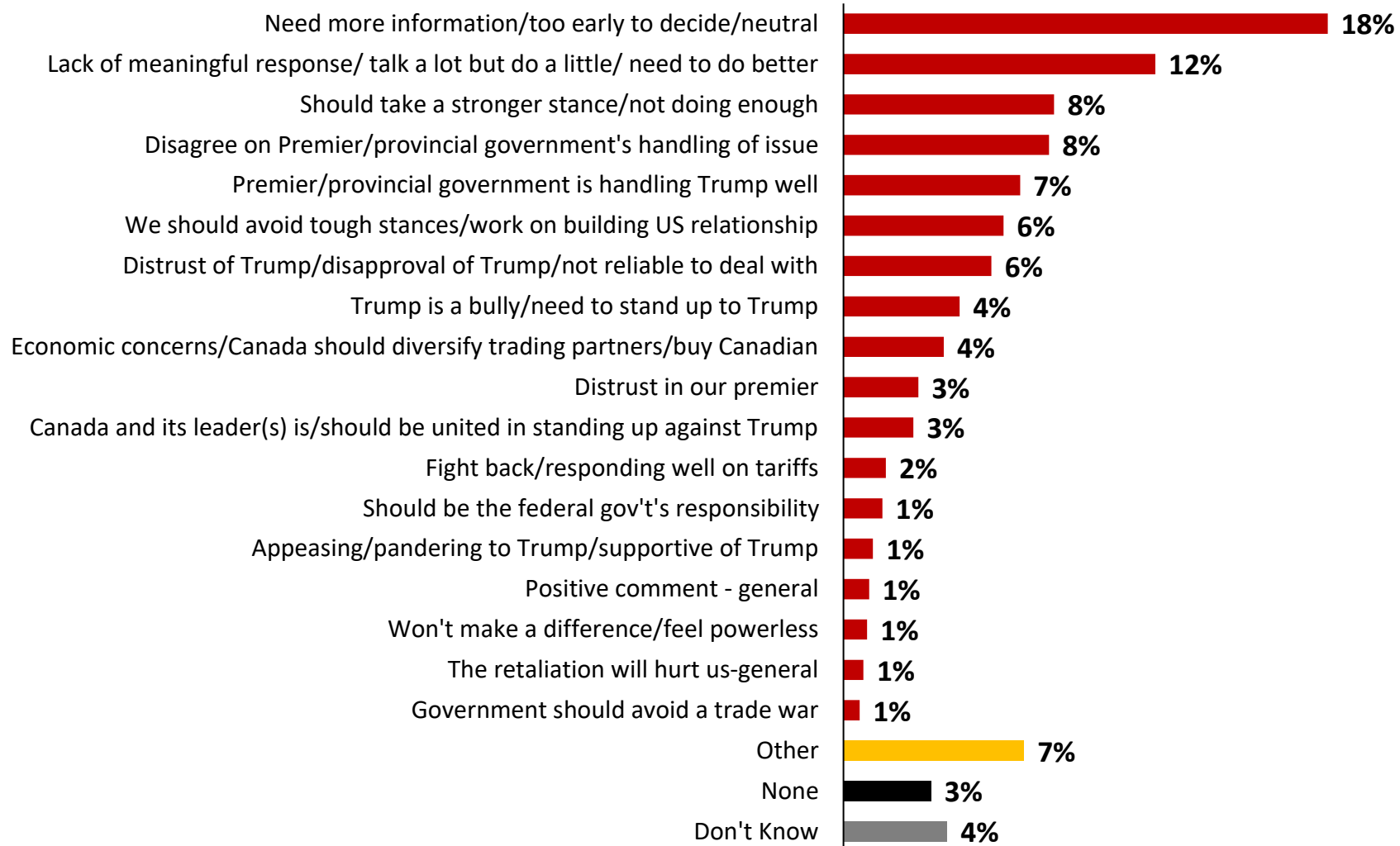
BC Government Response to Trump's Presidency - Disapprove:

Out of those who say disapprove, 18% need more information to decide and 12% think Eby should do better



Do you approve or disapprove of the way BC's government is responding to issues resulting from Donald Trump's presidency? And why do you say that?

[Asked BC Respondents; Those who said disapprove; n=98]



Note: 'Other' includes responses <1%, 'Refused/No comment' (1%) not shown

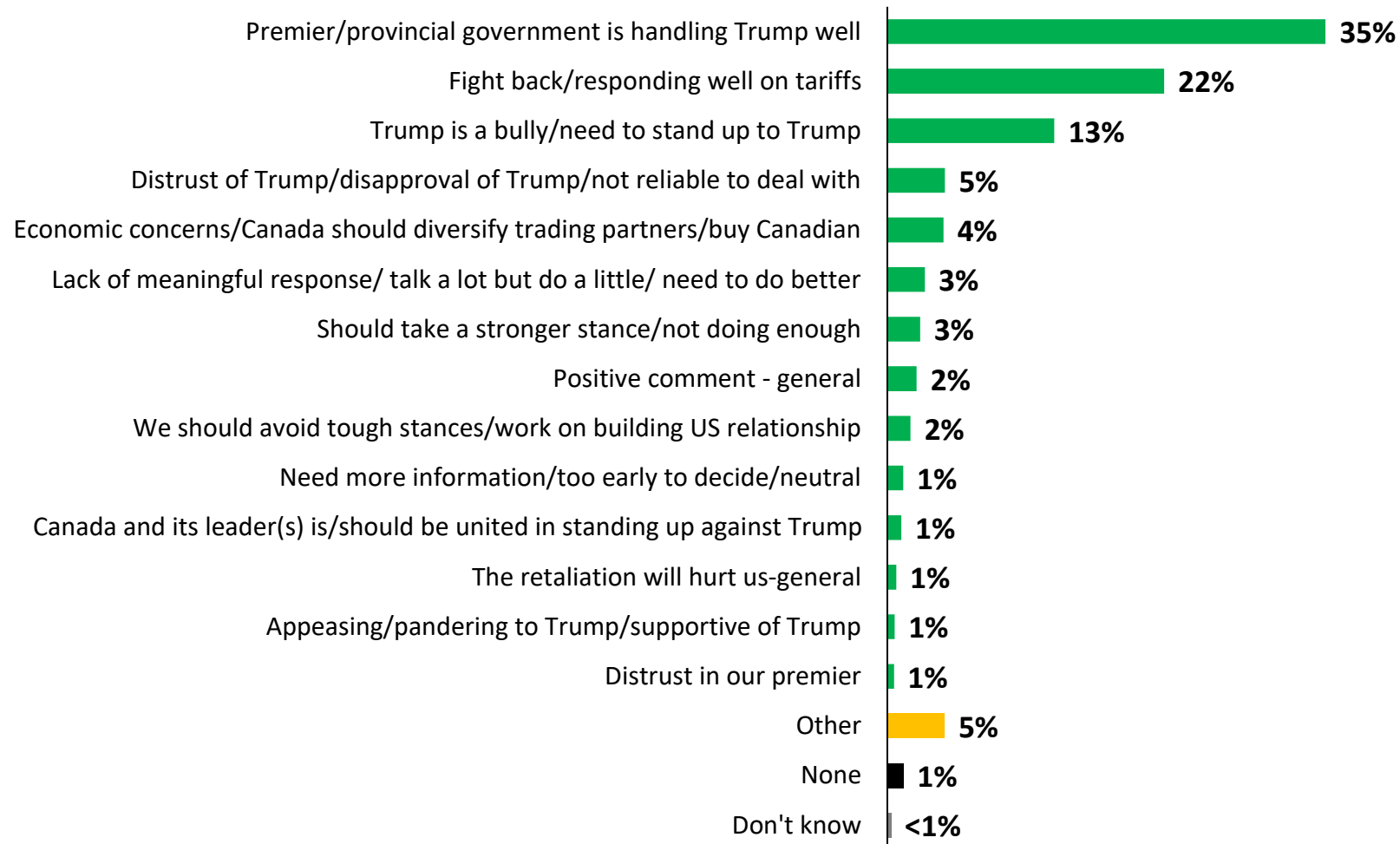
ON Government Response to Trump's Presidency - Approve:

Out of those who say approve, 35% think the provincial government is handling Trump well



Do you approve or disapprove of the way Ontario's government is responding to issues resulting from Donald Trump's presidency? And why do you say that?

[Asked Ontario Respondents; Those who said approve; n=411]



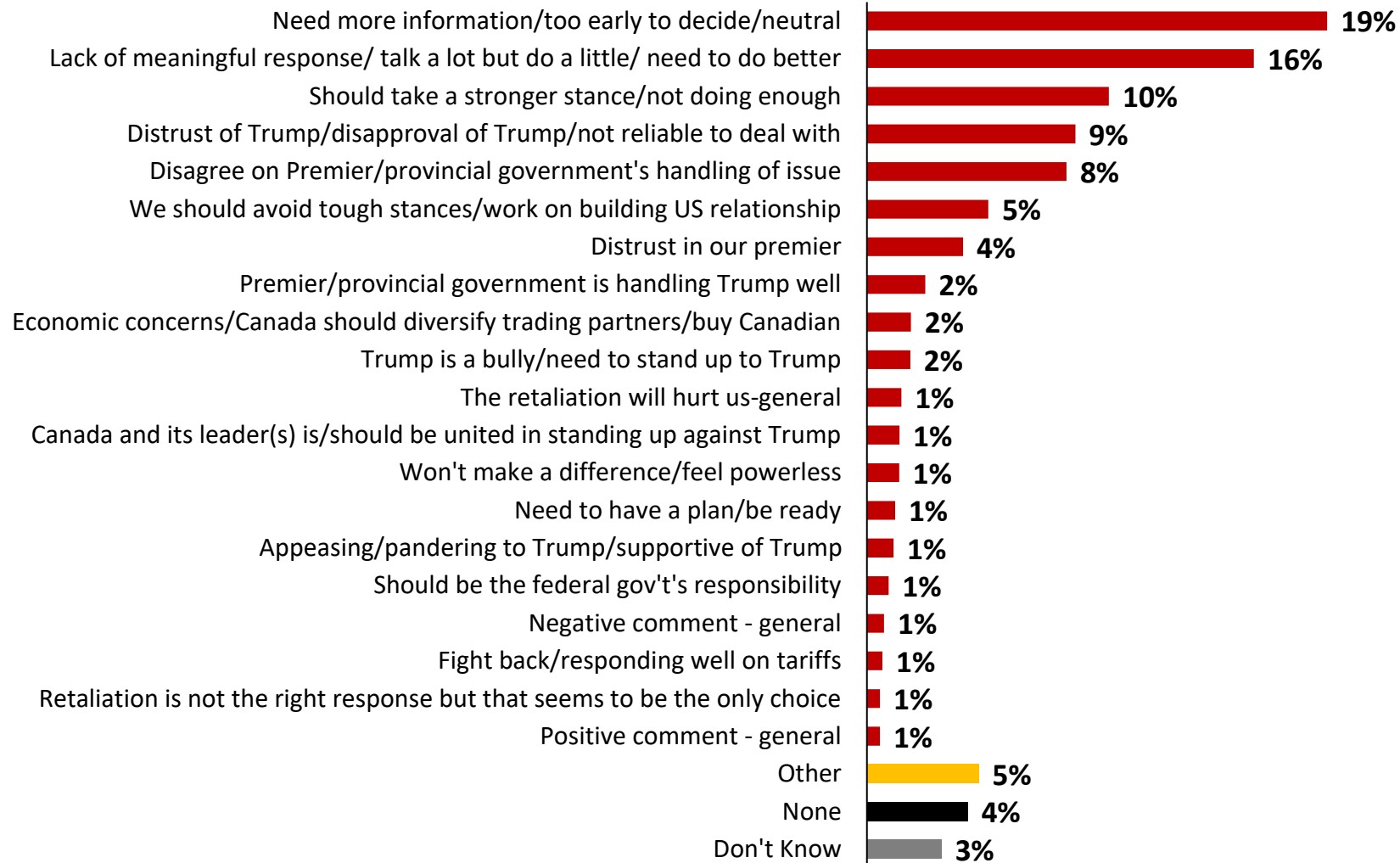
ON Government Response to Trump's Presidency - Disapprove:

Out of those who say disapprove, 16% think the government/Premier should do better



Do you approve or disapprove of the way Ontario's government is responding to issues resulting from Donald Trump's presidency? And why do you say that?

[Asked Ontario Respondents; Those who said disapprove; n=273]



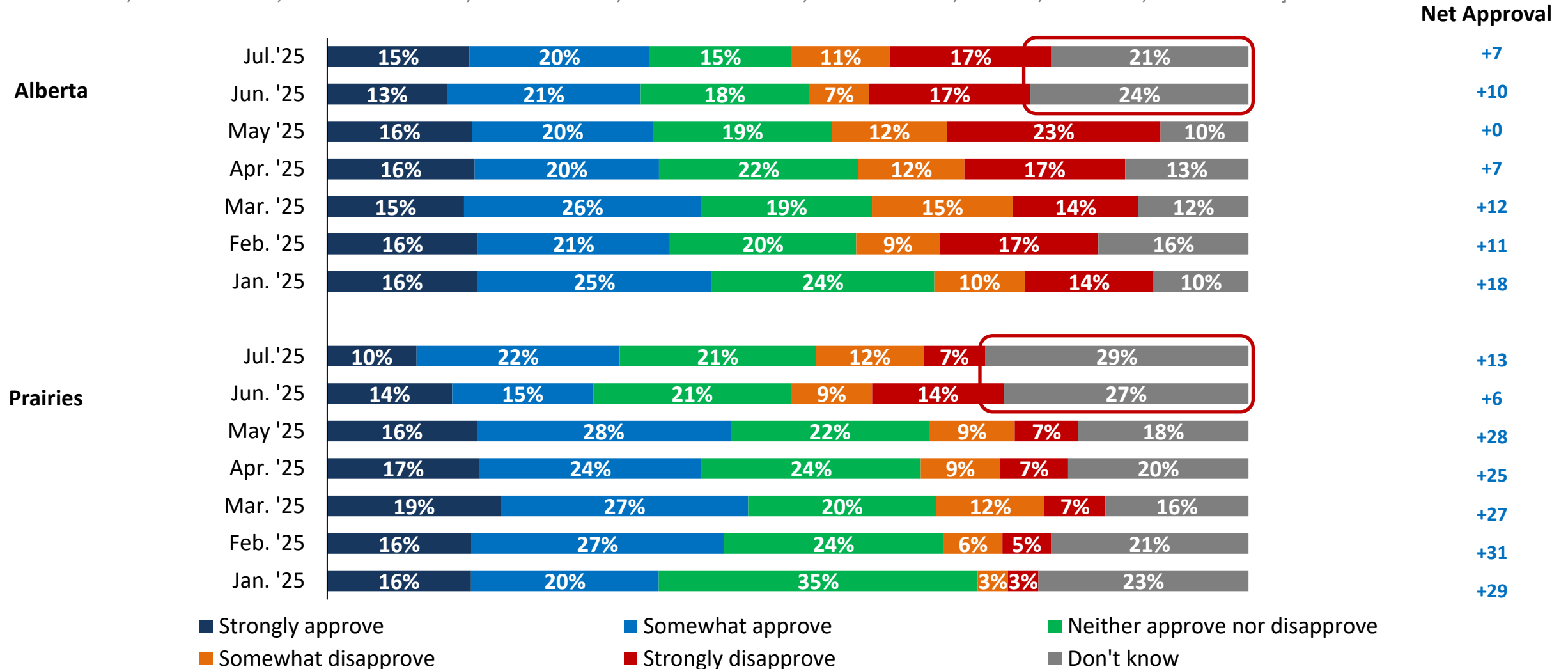
Note: 'Other' includes responses <1%, 'Refused/No comment' (1%) not shown

Provincial Government Approval: AB and the Prairies have the lowest net approval of their governments' approach to Trump-related issues



Do you approve or disapprove of the way the [PROV] government is responding to issues resulting from Donald Trump's Presidency?

[asked of all respondents; Jul. '25 AB n=224, Prairies n=130; Jun. '25 AB n=166, Prairies n=96; May '25 AB n=333, Prairies n=196; Apr. '25 AB n=466, Prairies n=271; Mar. '25 AB n=448, Prairies n=257; Feb. '25 AB n=448, Prairies n=259; Jan. '25, AB n=159, Prairies n=93]



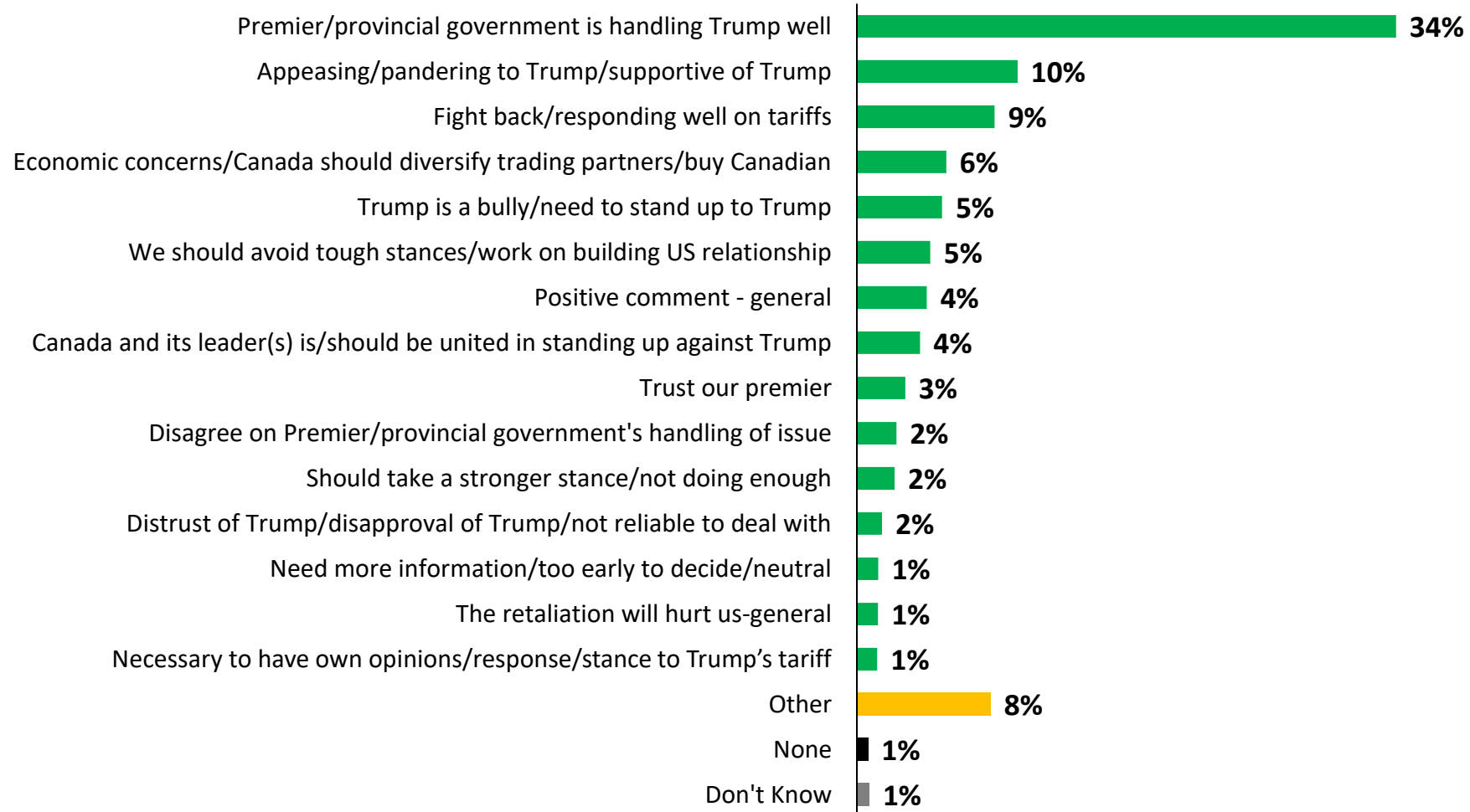
AB Government Response to Trump's Presidency - Approve:

Out of those who say approve, 34% think the provincial government is handling Trump well



Do you approve or disapprove of the way Alberta's government is responding to issues resulting from Donald Trump's presidency? And why do you say that?

[Asked Alberta Respondents; Those who said approve; n=134]



Note: 'Other' includes responses <1%,

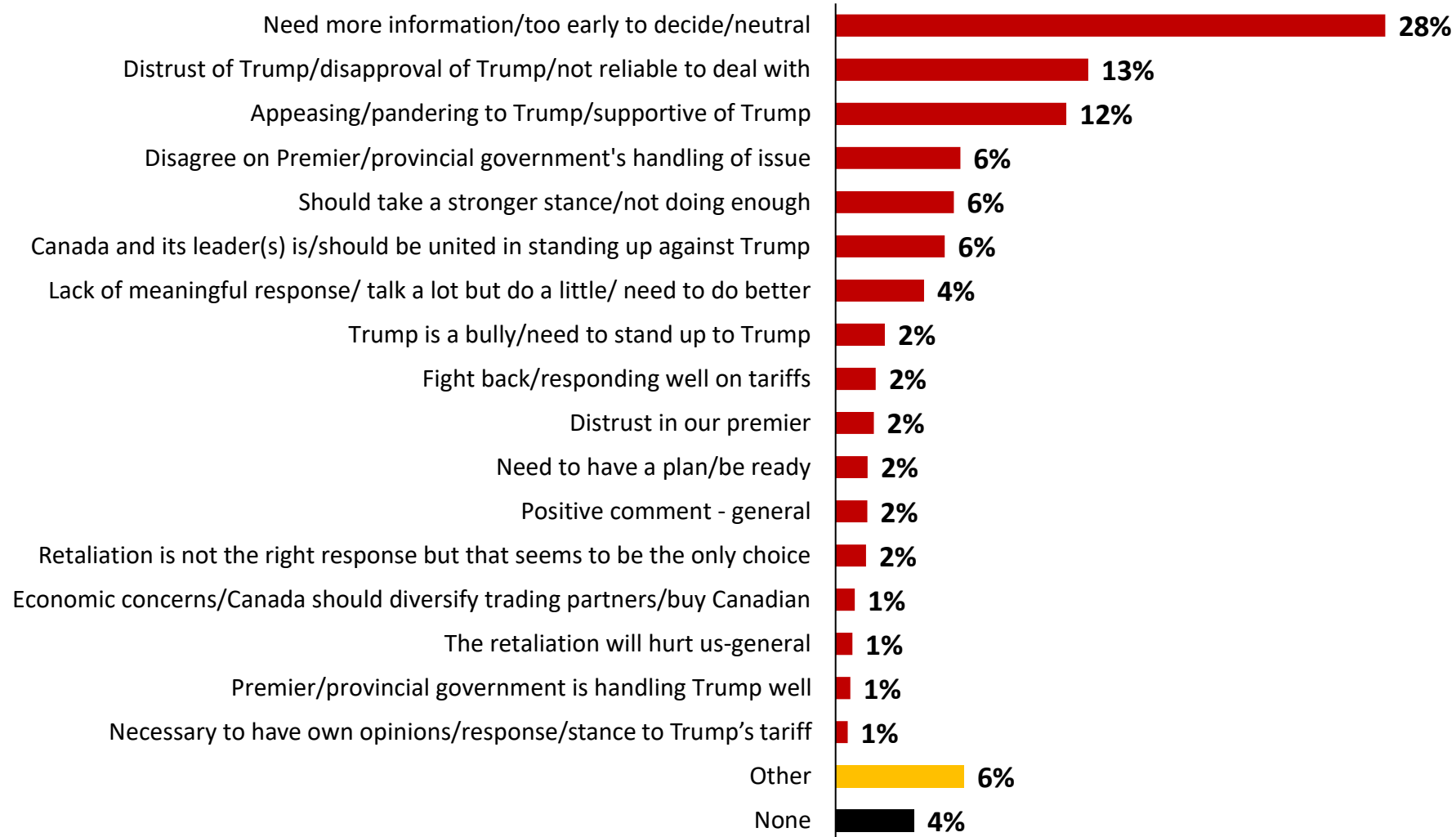
AB Government Response to Trump's Presidency - Disapprove:

Out of those who say disapprove, over 1-in-4 (28%) need more information



Do you approve or disapprove of the way Alberta's government is responding to issues resulting from Donald Trump's presidency? And why do you say that?

[Asked Alberta Respondents; Those who said disapprove; n=103]



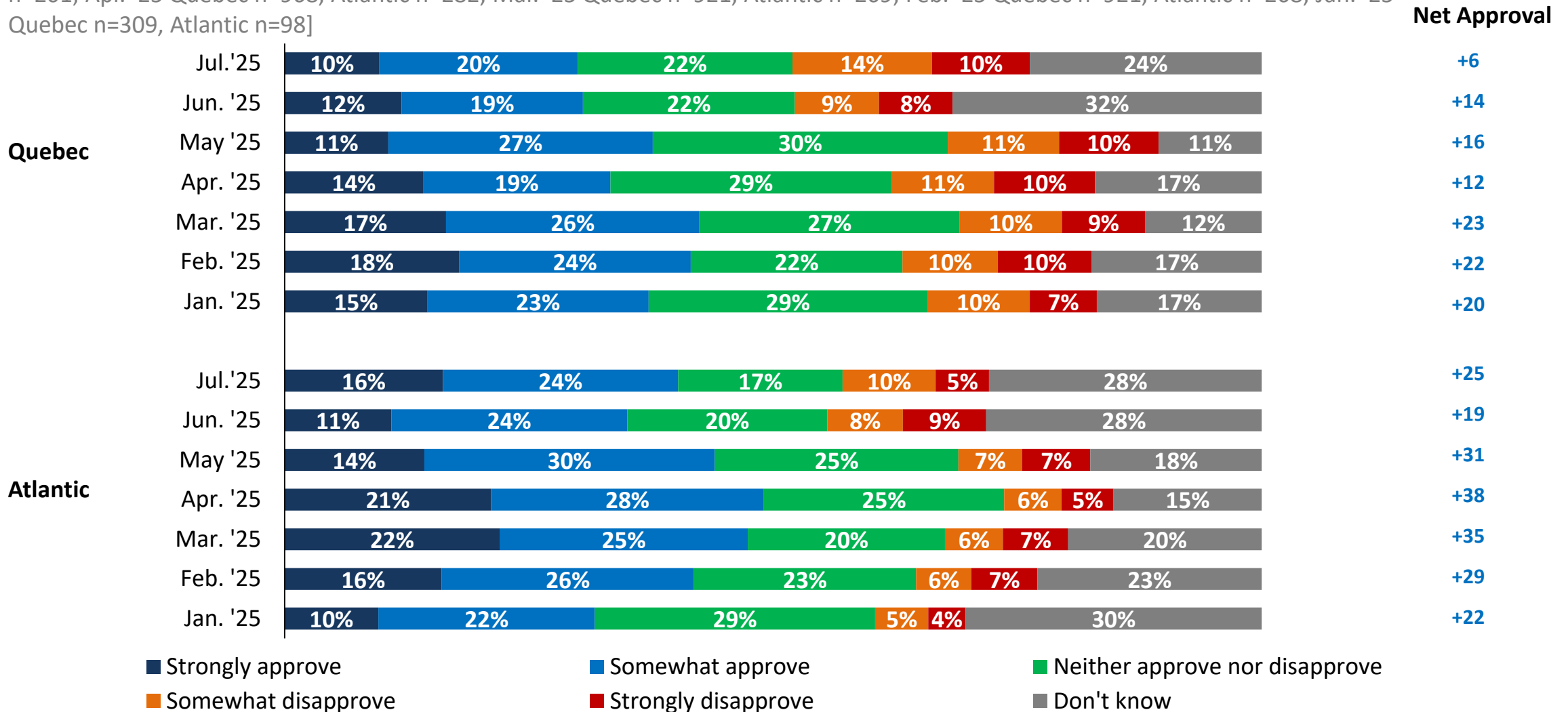
Note: 'Other' includes responses <1%, 'Refused/No comment' (1%) not shown

Provincial Government Approval: Net approval for Quebec's government further drops 8 points



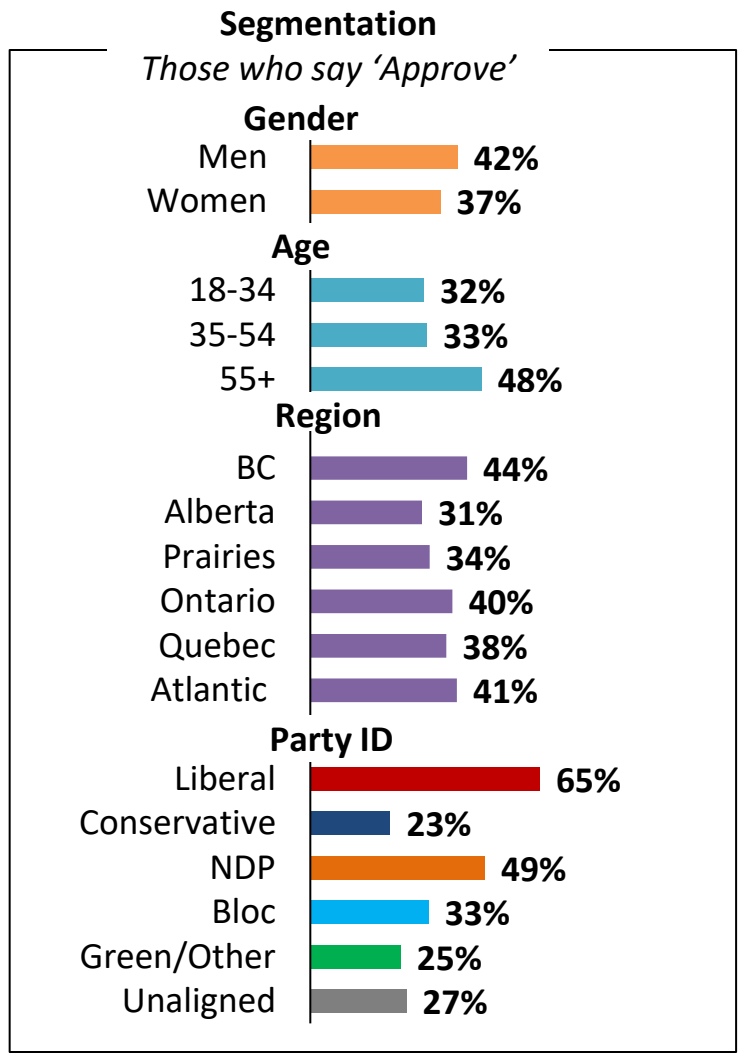
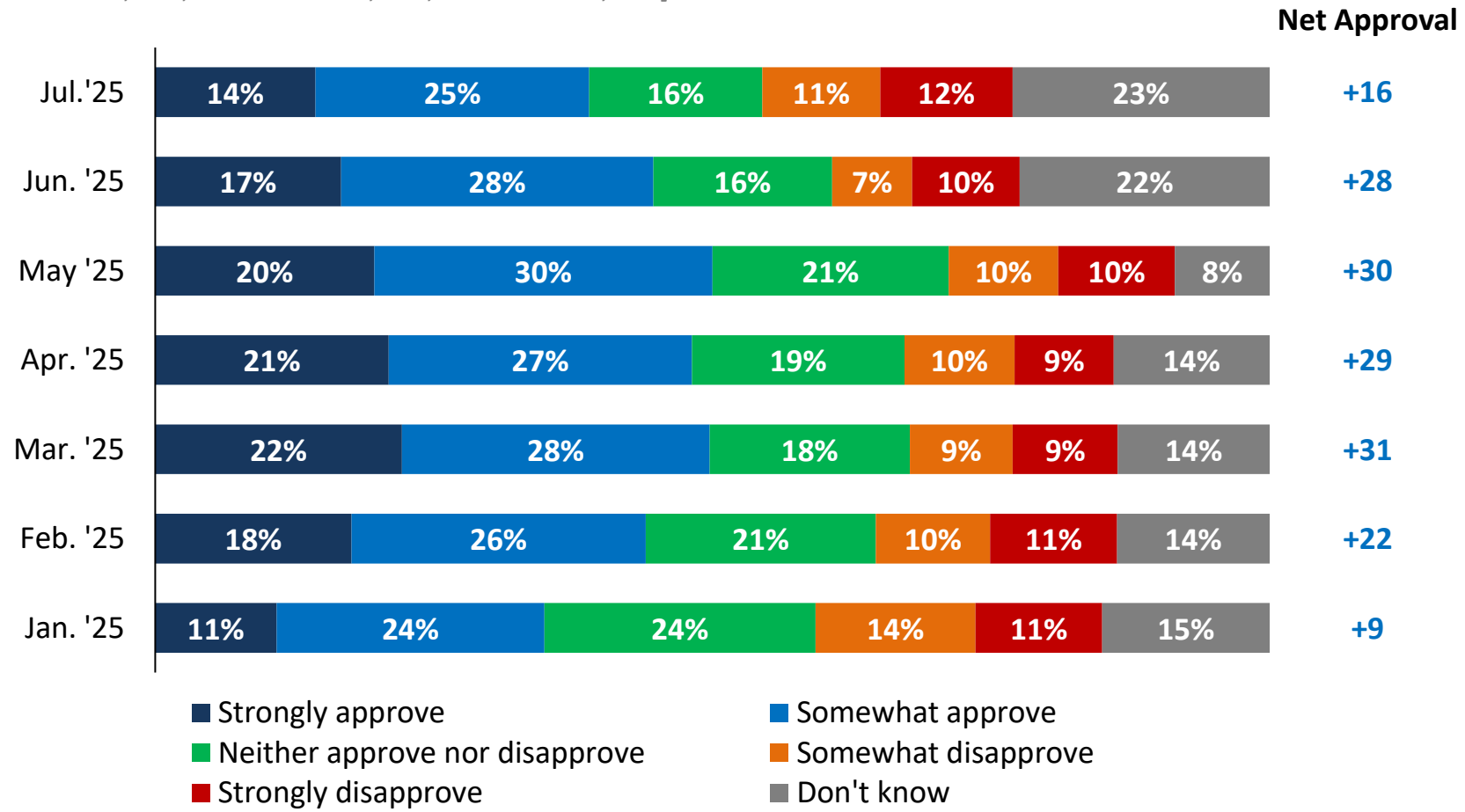
Do you approve or disapprove of the way the [PROV] government is responding to issues resulting from Donald Trump's Presidency?

[asked of all respondents; Jul. '25 Quebec n=460, Atlantic n=134; Jun. '25 Quebec n=345, Atlantic n=101; May '25 Quebec n=690, Atlantic n=201; Apr. '25 Quebec n=968, Atlantic n=282; Mar. '25 Quebec n=921, Atlantic n=269; Feb. '25 Quebec n=921, Atlantic n=268; Jan. '25 Quebec n=309, Atlantic n=98]



Federal Government Approval: 12-point drop in net approval of the federal government's response to Trump related issues

Q Now thinking about the federal government, do you approve or disapprove of the way the Federal government is responding to issues resulting from Donald Trump's presidency?
[asked of all respondents; Jul. n=2,000; Jun. '25 n=1,500; May '25 n= 3,000; Apr. '25 n= 4,199; Mar. '25 n=4,000; Feb. '25 n= 4,000; Jan. '25 n=2,271]



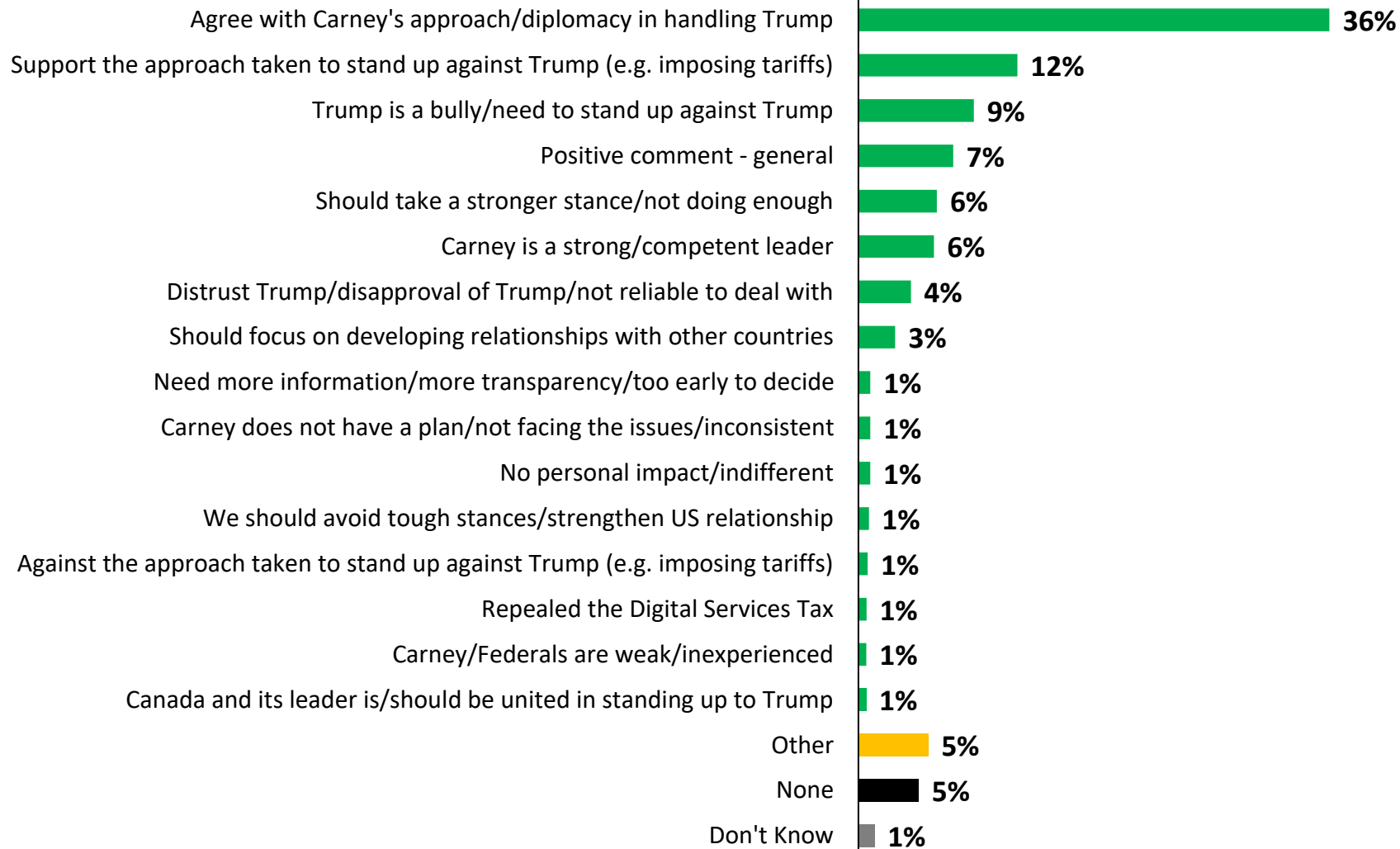
Federal Government Response to Trump's Presidency - Approve:

Out of people who approve, over 1-in-3 agree with Carney's approach in handling Trump



Now thinking about the federal government, do you approve or disapprove of the way the Federal government is responding to issues resulting from Donald Trump's presidency? And why do you say that?

[Asked All Respondents; Those who said approve; n=764]



Note: 'Other' includes responses <1%; 'Refused' (<1%) and 'Bad respondent' (<1%) not shown.

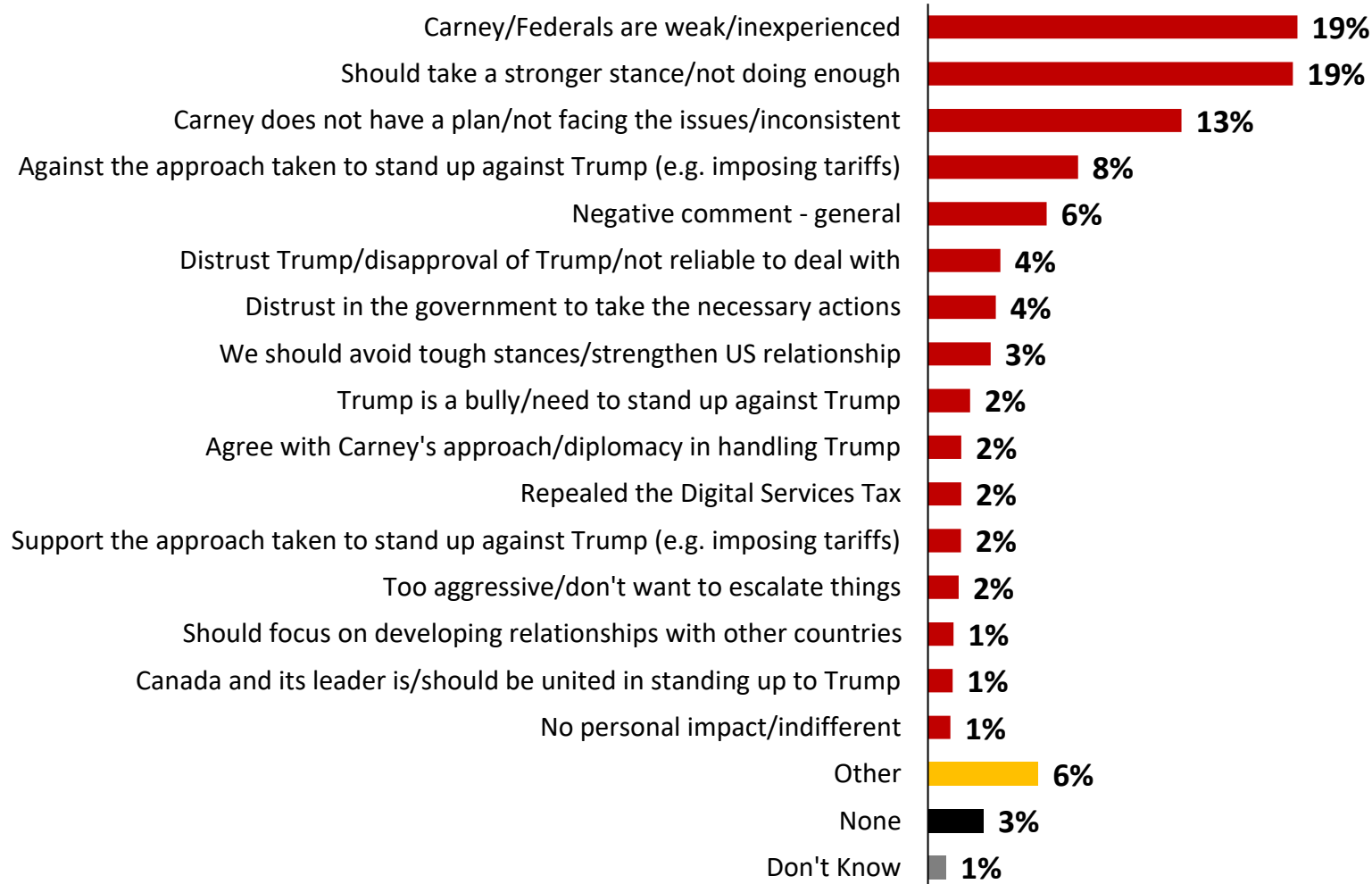
Federal Government Response to Trump's Presidency - Disapprove:

Out of people who disapprove, 19% think Carney/Federals are weak, another 19% think they should take a stronger stance

Q

Now thinking about the federal government, do you approve or disapprove of the way the Federal government is responding to issues resulting from Donald Trump's presidency? And why do you say that?

[Asked All Respondents; Those who said disapprove; n=439]

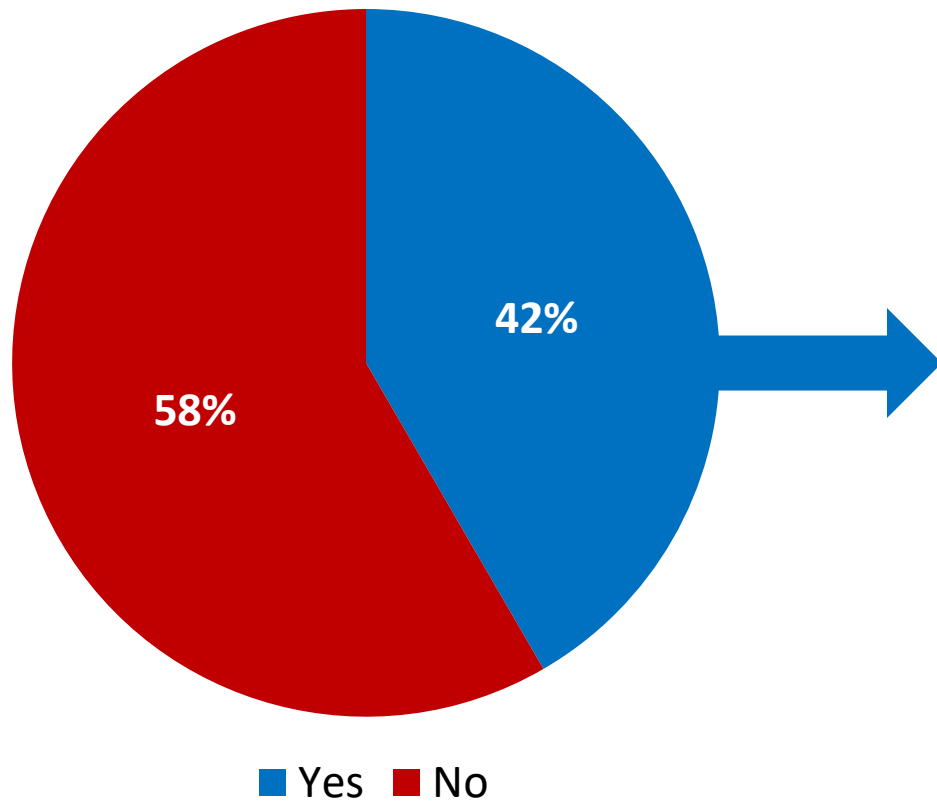


Note: 'Other' includes responses <1%, 'Bad respondent' (1%) not shown.

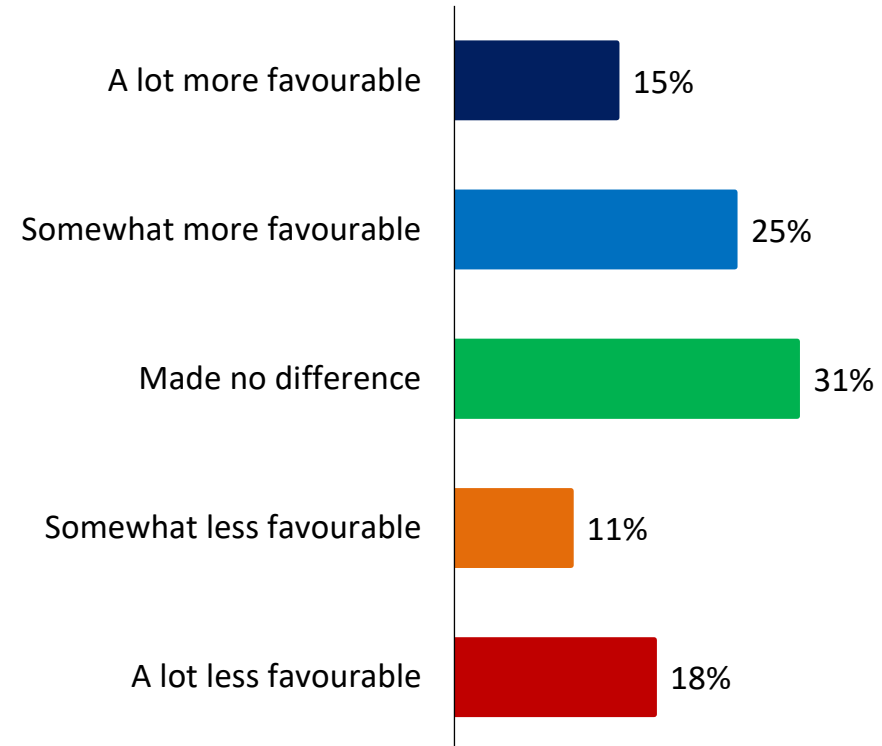
PM's Read, Seen, Heard

PM's Read, Seen, Heard: Among the 42% who had recently read, seen, or heard about PM, 40% report feeling more favourable

Q Have you read, seen or heard anything about Canada's Prime Minister and the Federal government in the last few days?
[asked of all respondents; n=1,500]



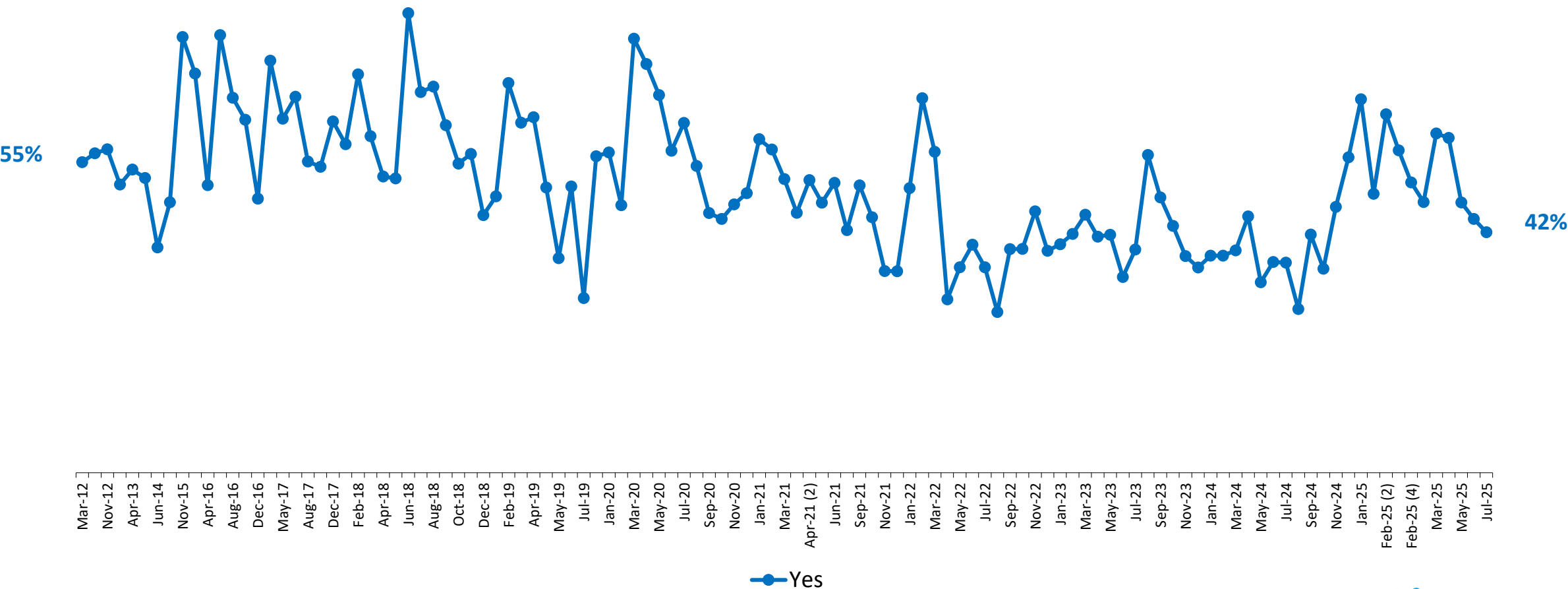
Q Did what you read, see or hear leave you feeling a lot more favourable, somewhat more favourable, somewhat less favourable or a lot less favourable towards Canada's Prime Minister and the Federal government?
[asked of those who have RSH; n=849]



Read, Seen, Heard Tracking: Further drop in following news about the Prime Minister ³²



Have you read, seen or heard anything about Canada's Prime Minister and the Federal government in the last few days?
[asked of all respondents; n=2000]

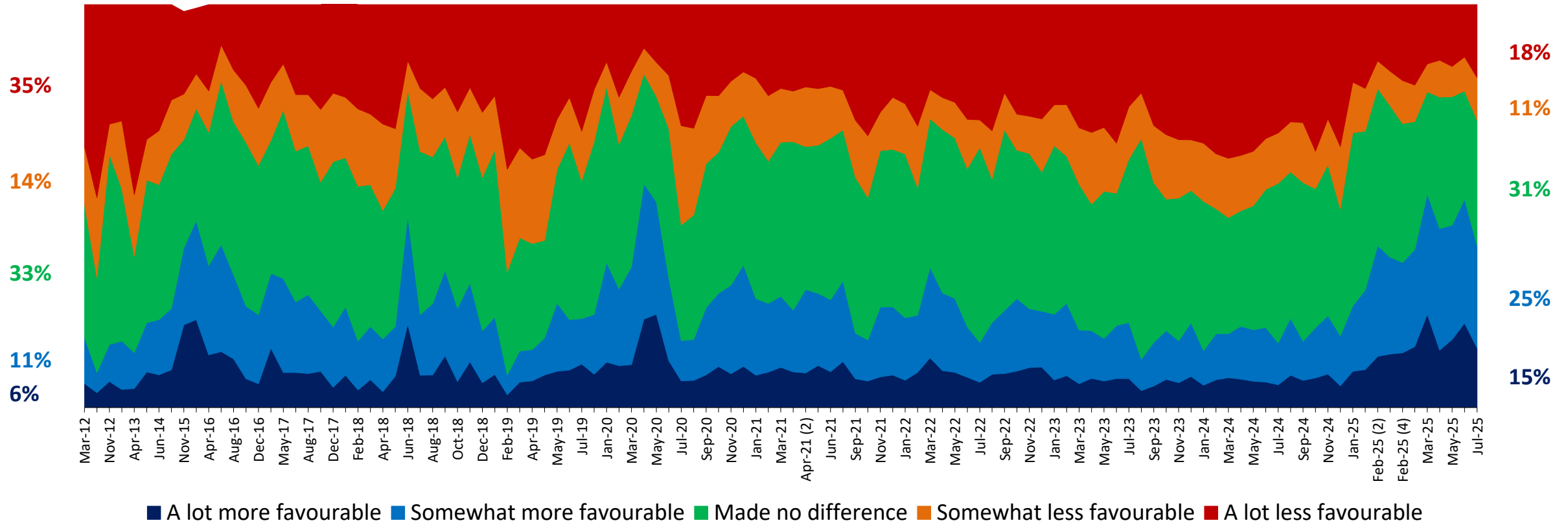


PM's Read, Seen, Heard, Impact Tracking: Net favourability is 19 points lower than in June and at 12% is close to February levels



Did what you read, see or hear leave you feeling a lot more favourable, somewhat more favourable, somewhat less favourable or a lot less favourable towards Canada's Prime Minister and the Federal government?

[asked of those who have RSH; n=849]



Impact of RSH on PM and Federal Government:

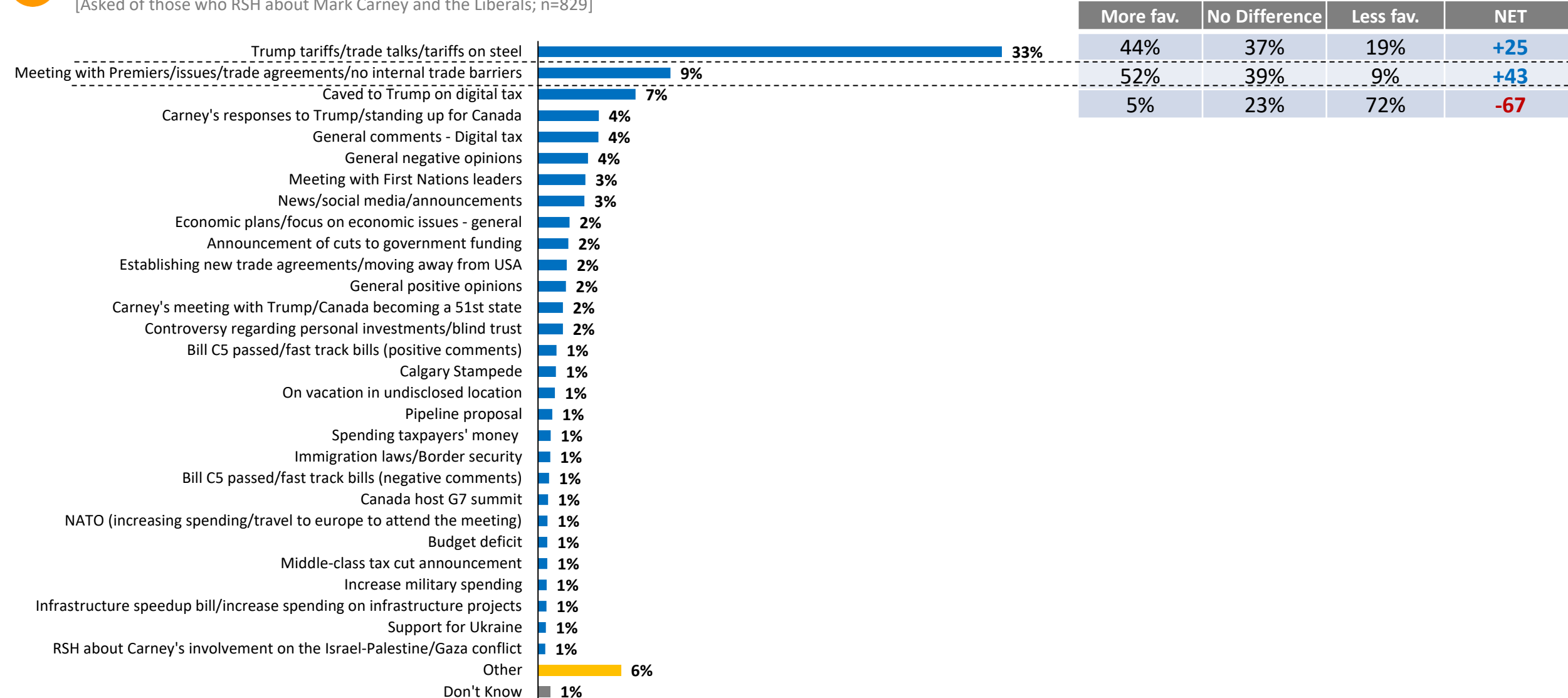
Trump Tariffs and Carney's meeting with premiers are strongly driving favourability, while caving to Trump on digital tax drew more unfavourable reactions



And what have you read, seen or heard about Canada's Prime Minister and the Federal government in the last few days?

[Asked of those who RSH about Mark Carney and the Liberals; n=829]

Impact by RSH



Note: 'Other' contains all responses <1%. 'Refused' (1%) and 'Bad respondent' (1%) not shown.

Impact of RSH on PM and Federal Government (Verbatim):

Trump tariffs/ tariffs on steel, meeting with premiers had most mentions



And what have you read, seen or heard about Canada's Prime Minister and the Federal government in the last few days?

[Asked of those who RSH about Mark Carney and the Liberals; n=829]

Trump tariffs/trade talks/tariffs on steel

"The Prime Minister announced help for the steel industry, which is being hit hard by tariffs. Also, the government is trying to negotiate with the USA on tariffs."

"Negotiating tariff deal with the US."

"Met with steelworkers and placed a 50% tariff on steel coming from China in order for Canadian companies to buy Canadian."

"Mark Carney implementing content tariffs on US steel."

Meeting with Premiers/issues/trade agreements/no internal trade barriers

"The first ministers' meeting in Huntville."

"Prime Minister Carney has been attending the First Ministers' meetings in the Haliburton, Ontario area. They have been discussing trade, tariffs, and I believe will discuss healthcare."

"I've heard about his plans to facilitate interprovincial trade, enhance trading relations with the EU and others, to promote large scale infrastructure programs, and to conclude negotiations of a new trade deal with the U.S."

RSH Prime Minister and Federal Government (Word Cloud):

Top RSH words are Tariffs, Trump, Tax and Trade

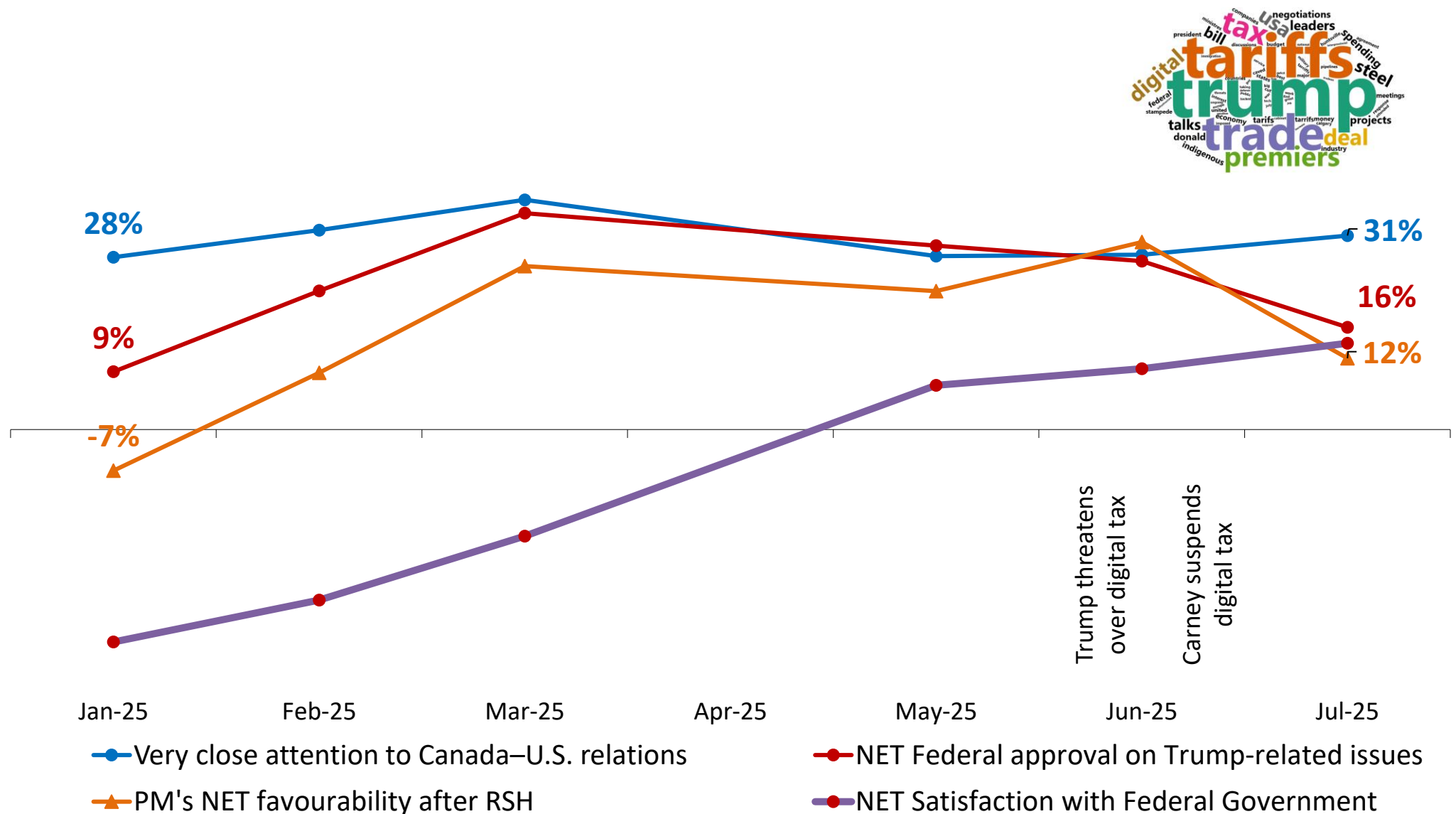


And what have you read, seen or heard about Canada's Prime Minister and the Federal government in the last few days? [OPEN ENDED]

[Asked of those who RSH about Mark Carney and the Liberals; n=829]



Canada-U.S. Trade Narrative: High awareness does not translate into increased support for the governments and PM's handling of Trump



Special Topics – Digital Tax

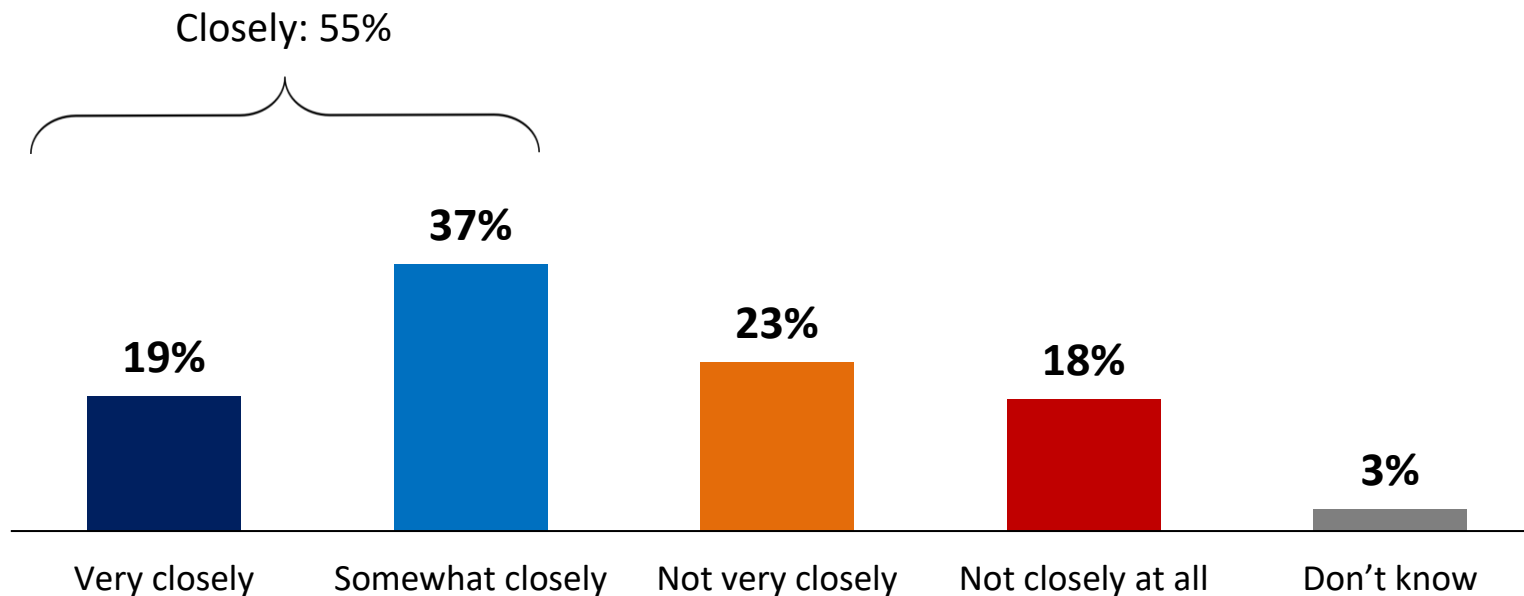
Digital Service Tax Awareness: 55% of Canadians are aware of it; men (64%), liberals (66%), and older (65%) are more likely to follow it



At the end of June, Donald Trump said he was terminating all trade discussions with Canada because Canada was implementing a new digital service tax that applied to US tech companies such as Amazon, Google, Facebook, Uber and AirBnB. On Sunday, the federal government announced it was repealing the levy to bring the US back to the negotiations table.

How closely have you been following these developments?

[asked of all respondents; n=2,000]



Segmentation Those who say 'Closely'

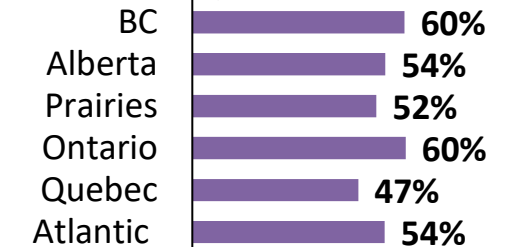
Gender



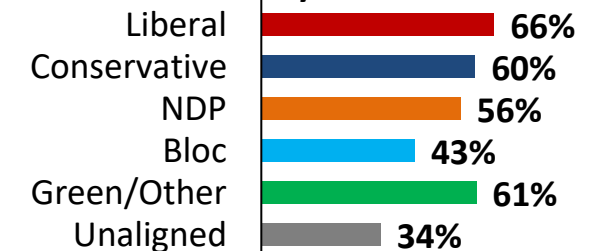
Age



Region



Party ID

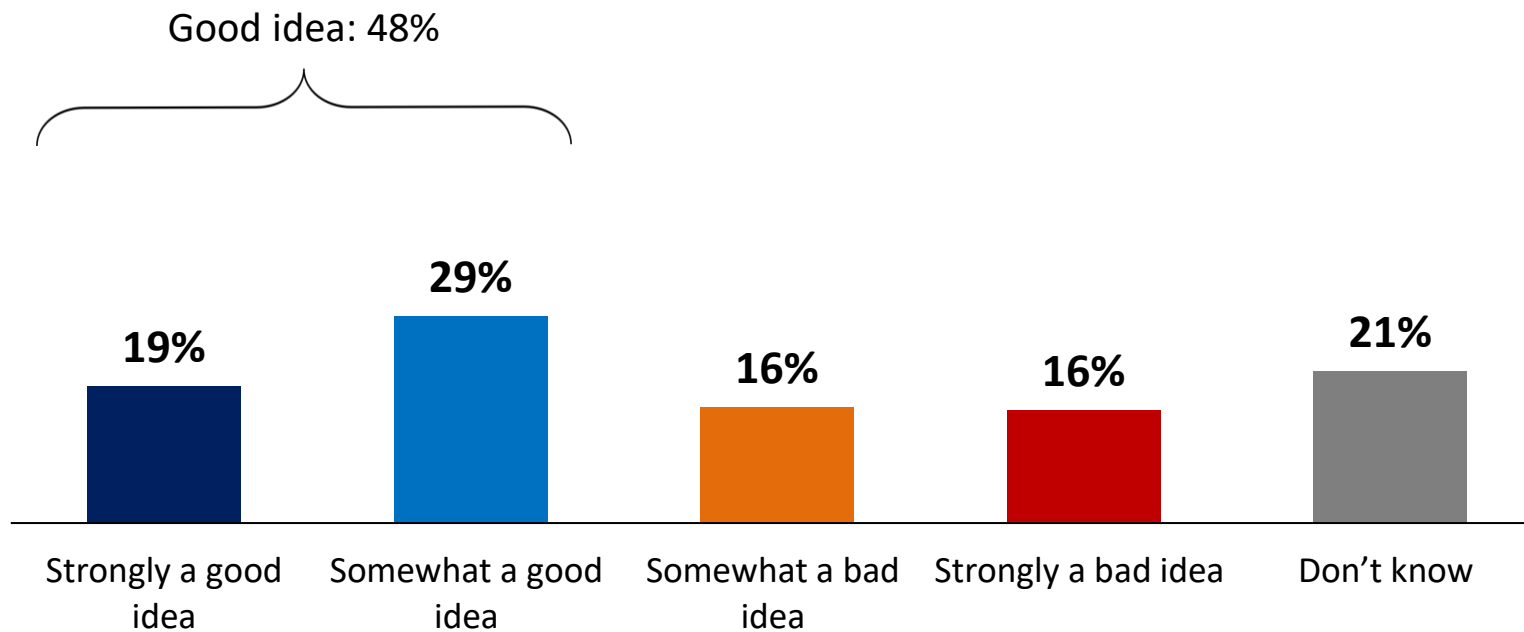


Digital Service Tax: 48% Canadians think digital tax is a good idea, and 32% that it is a bad idea; Conservatives are least likely to support it



Do you think the general idea of imposing digital service tax that applied to US tech companies such as Amazon, Google, Facebook, Uber and AirBnB is a good idea or a bad idea?

[asked of all respondents; n=2,000]



Segmentation

Those who say 'Good idea'

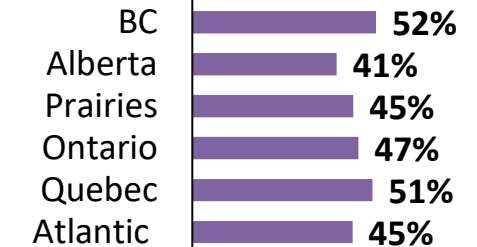
Gender



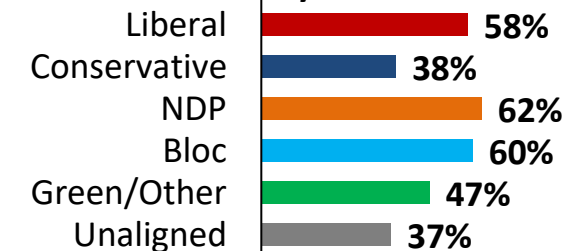
Age



Region



Party ID

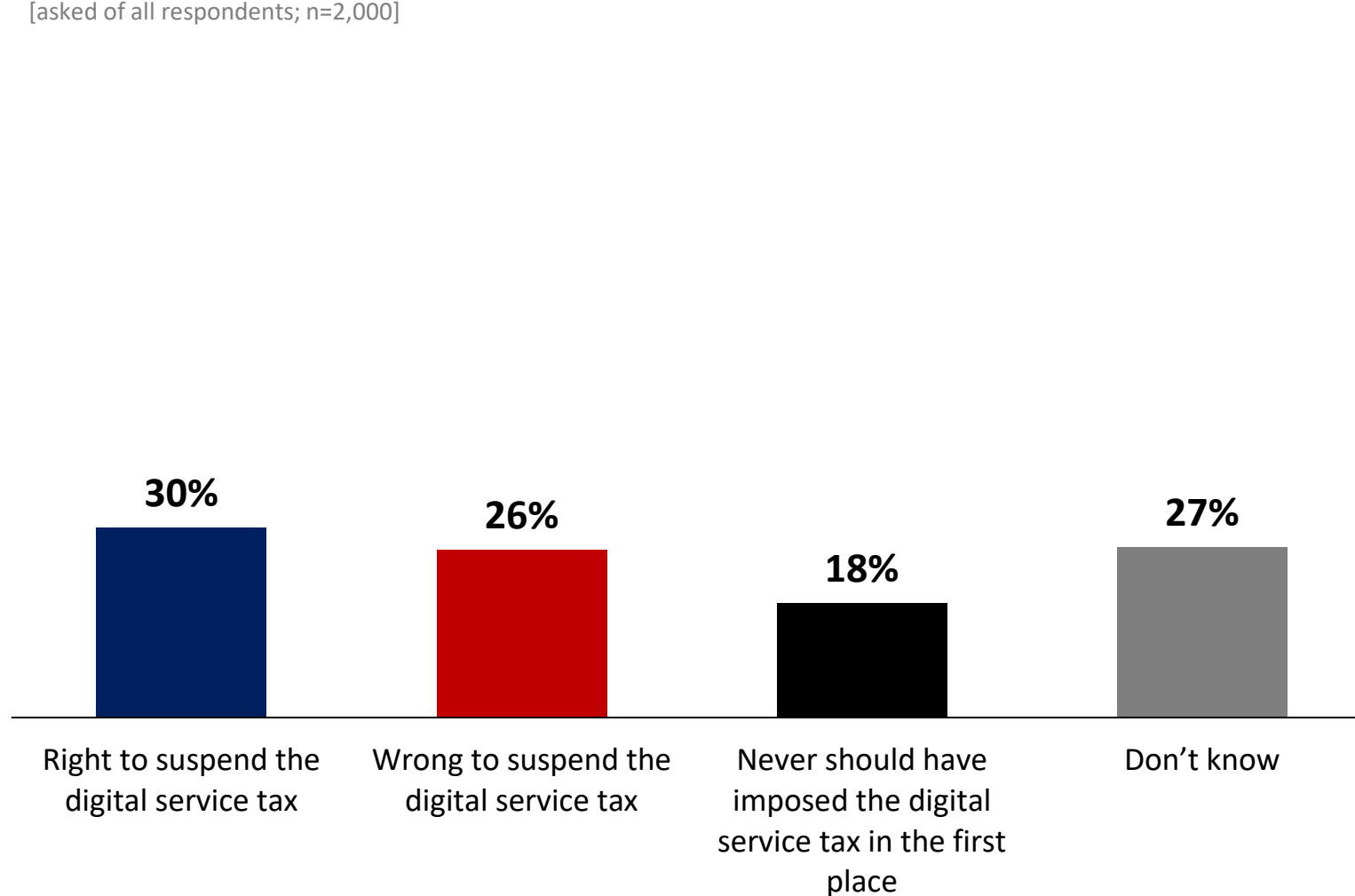


Carney's Repeal: 40% Liberals think Carney was right to suspend it, vs 23% NDPs or 30% Conservatives



Do you think Mark Carney was right or wrong to repeal the digital service tax that applied to US tech companies after the US threat to terminate all trade negotiations with Canada?

[asked of all respondents; n=2,000]



Segmentation

Those who say 'Right to suspend...'

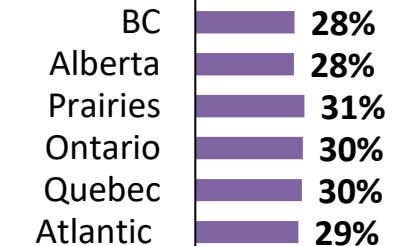
Gender



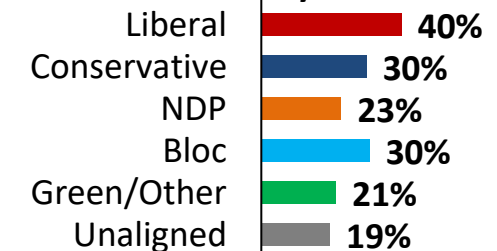
Age



Region



Party ID

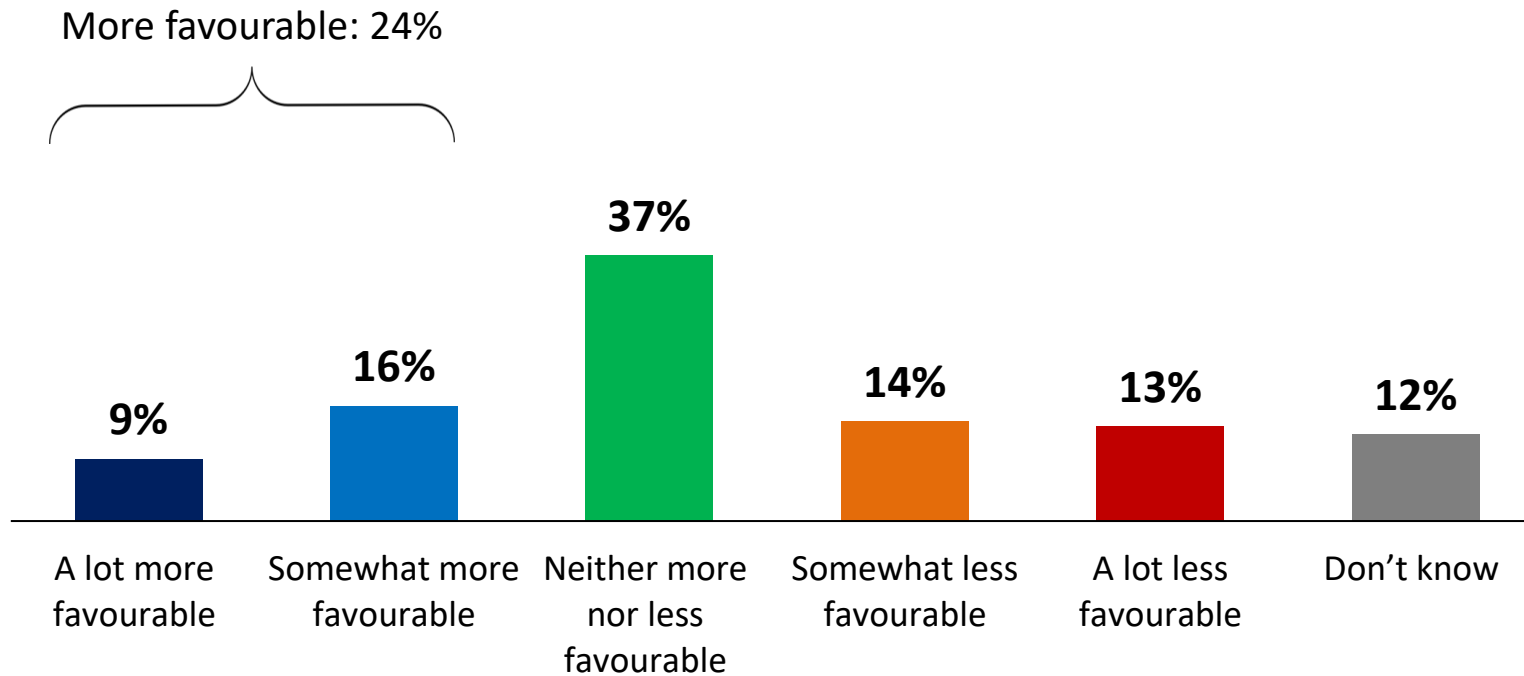


Mark Carney Favourability: 37% Canadians did not change opinion of Carney because of digital tax; 24% are now more and 27% less favourable



Do these events leave you feeling more favourable or less favourable towards Mark Carney?

[asked of all respondents; n=2,000]



Segmentation

Those who say 'More favourable'

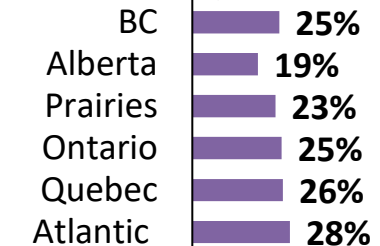
Gender



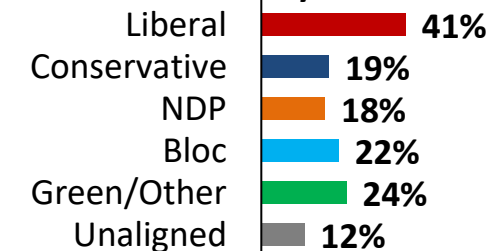
Age



Region



Party ID



Methodology

Survey Methodology - National



These are the results of an online survey conducted between July 04 and July 28, 2025.

Method: This online survey was conducted and sponsored by Innovative Research Group Inc. using INNOVATIVE's Canada 20/20 national research panel with additional respondents from Lucid, a leading provider of online sample. Each survey is administered to a series of randomly selected samples from the panel and weighted to ensure that the overall sample's composition reflects that of the actual Canadian population according to Census data.

Sample Size: n=3,732 Canadian citizens, 18 years or older. The results are nationally weighted to n=2,000 based on Census data from Statistics Canada.

Field Dates: July 04 and July 28, 2025.

Weighting: Results for Canada are weighted by age, gender, region, education, and self-reported federal past vote to ensure that the overall sample's composition reflects that of the actual population according to Census data. Weighted and unweighted frequencies are reported in the table.

Margin of Error: This is a representative sample. However, since the online survey was not a random probability-based sample, a margin of error cannot be calculated. Statements about margins of sampling error or population estimates do not apply to most online panels.

Note: Graphs may not always total 100% due to rounding values rather than any error in data. Sums are added before rounding numbers.

	Unweighted (n)	Unweighted (%)	Weighted (n)	Weighted (%)
Men 18-34	335	9%	266	13.4%
Men 35-54	543	14.6%	319	16%
Men 55+	979	26.4%	386	19.4%
Women 18-34	358	9.6%	260	13.1%
Women 35-54	573	15.4%	329	16.6%
Women 55+	927	25%	429	21.6%
British Columbia	549	14.7%	280	14%
Alberta	473	12.7%	224	11.2%
Prairies	248	6.6%	130	6.5%
Ontario	1,372	36.8%	772	38.6%
Québec	796	21.3%	460	23%
Atlantic	294	7.9%	134	6.7%

For more information, please contact:

Greg Lyle

President

(t) 416-642-6429

(e) glyle@innovativeresearch.ca

Jia He

Research Analyst

Marina Mandic

Manager, Omnibus Research Services

Building Understanding.

