

Canada This Month

Freeland Resignation Pre-Post

Public Opinion Research
Release Date: January **X**, 2025
Field Dates: December 26 to December 30, 2024

Table of Contents

Key Findings	3
Methodology	4
Vote	6
Government Approval	12
Read, Seen, Heard	14

Key Findings

1

Freeland's resignation is top-of-mind for Canadians.

Since December 16th, 40% of Canadians who have read, seen, or heard anything about the federal government say it was about Chrystia Freeland's resignation. The news left 71% less favourable towards the government.

2

Liberals lose ground after Freeland's resignation, while NDP gains.

Liberal vote decreased from 26% to 22%. NDP gains 3 percentage points.

3

Most likely to have changed to an NDP vote are those in the Core Left.

Although value distribution didn't change pre- and post-resignation, Core Left has gained the most from Liberal-to-NDP switching.

Methodology

Survey Methodology



These are the results of an online survey conducted between December 26th and December 30th, 2024.

Method: This online survey was conducted with respondents from INNOVATIVE's Canada 20/20 national research panel and Lucid, a leading provider of online samples. The sample is weighted to ensure that its composition reflects that of the actual Canadian population according to Census data.

Sample Size: n=3,561 Canadian citizens, 18 years or older. The results are nationally weighted to n=2,000 based on Census data from Statistics Canada.

Field Dates: December 6th and December 30th, 2024.

Weighting: Results for Canada are weighted by age, gender, region, education, and self-reported federal past vote to ensure that the sample's composition reflects the actual population according to Census data. This approach is intended to approximate a probability sample. Weighted and unweighted frequencies are reported in the table.

Margin of Error: This is a representative sample. However, because the online survey was not a random probability sample, a margin of error cannot be calculated. Statements about margins of sampling error do not apply to most online panels.

Note: Graphs may not always total 100% due to rounding values rather than any error in data. Sums are added before rounding numbers.

	Unweighted (n)	Unweighted (%)	Weighted (n)	Weighted (%)
Men 18-34	310	8.7%	264	13.3%
Men 35-54	474	13.3%	312	15.7%
Men 55+	978	27.5%	401	20.1%
Women 18-34	367	10.3%	258	13.0%
Women 35-54	521	14.7%	322	16.2%
Women 55+	901	25.4%	434	21.8%
Region				
British Columbia	564	15.8%	281	14.0%
Alberta	504	14.2%	222	11.1%
Prairies	263	7.4%	131	6.5%
Ontario	1298	36.5%	772	38.6%
Québec	689	19.3%	460	23.0%
Atlantic	243	6.8%	134	6.7%

Vote

The background of the image is a solid dark blue color. It features several light blue circles of varying sizes scattered across the surface. The circles are semi-transparent and have a thin outline. One large circle is positioned in the upper center, another large one is in the lower right, and a smaller one is in the middle right. There are also several other circles of various sizes in the upper right and lower right areas.

Federal Combined Vote:

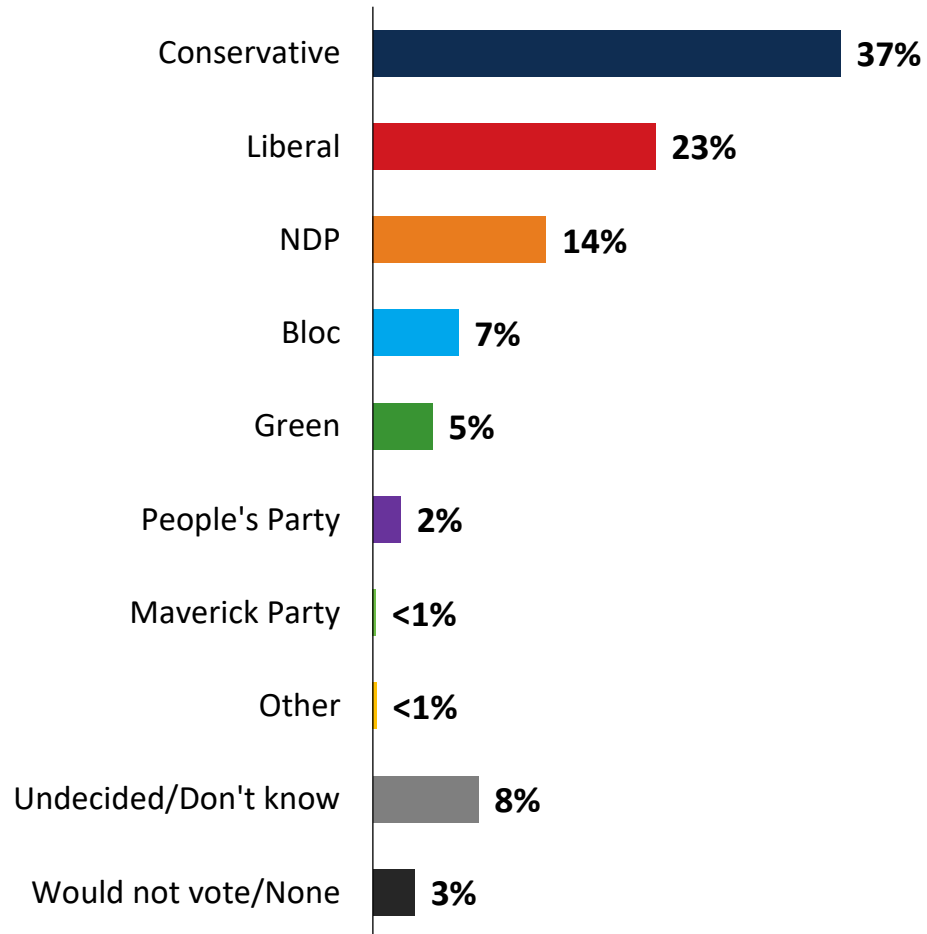
Liberals lost three pct points post-resignation, while NDP gains three



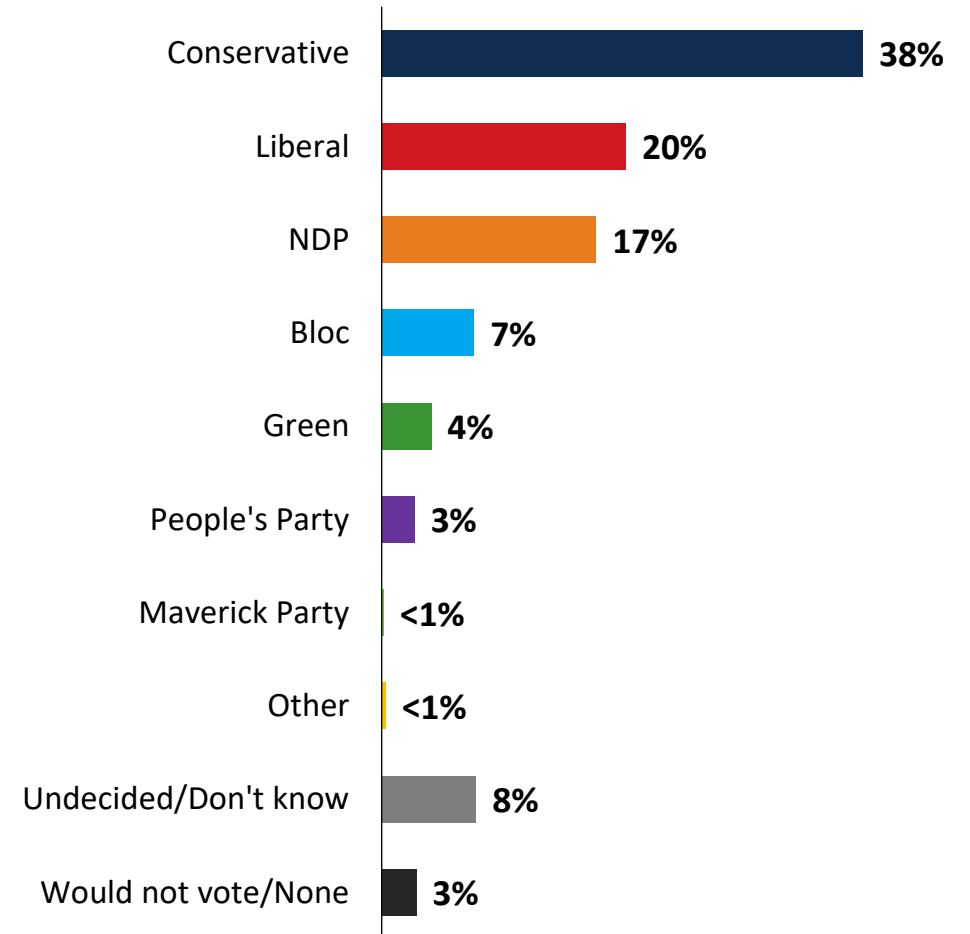
If a federal election were held today, which party would you vote for? In that case, which party do you lean toward slightly? [VOTE+LEAN]

[asked of all respondents, n=2,000]

Pre-Resignation (before Dec. 16, n=984)



Post-Resignation (on or after Dec. 16, n=1,016)



Federal Decided Vote:

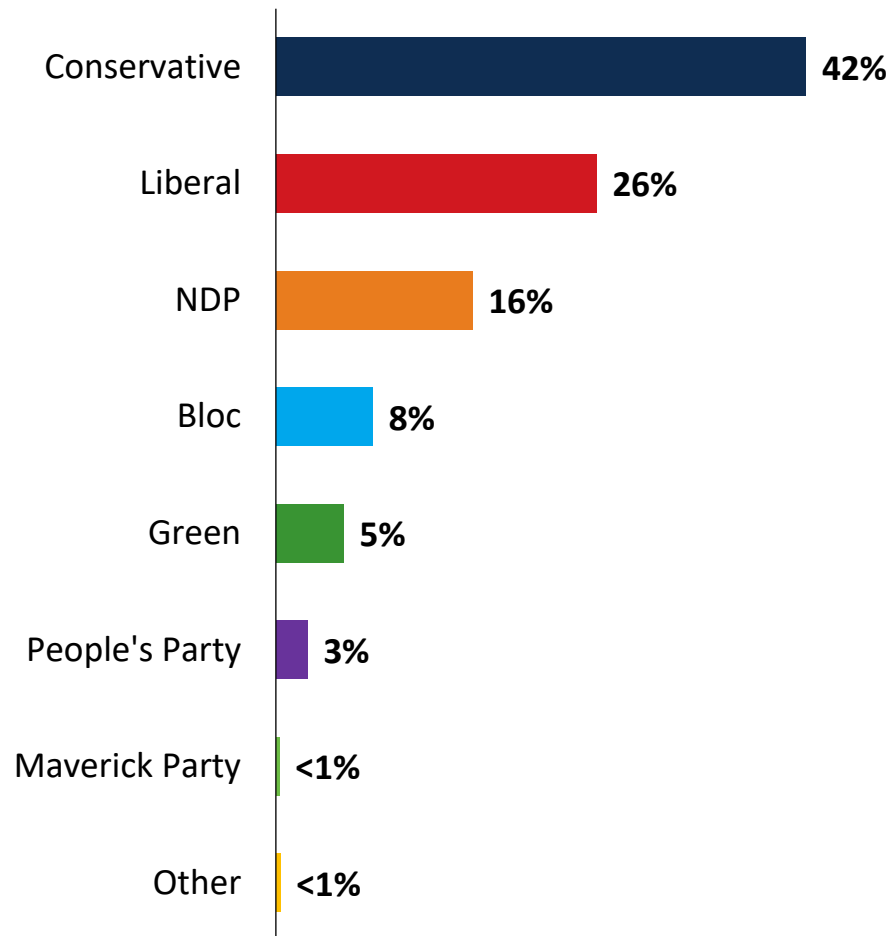
Liberals lost four pct points post-resignation, while NDP gains three



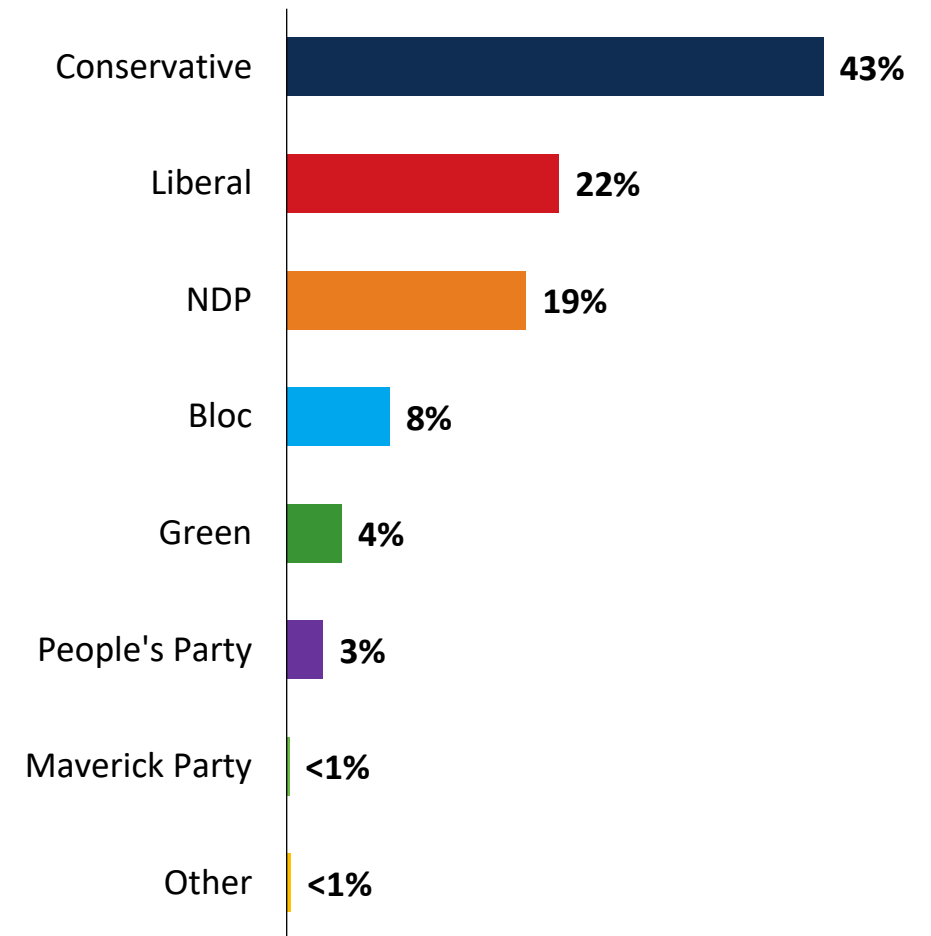
If a federal election were held today, which party would you vote for? In that case, which party do you lean toward slightly? [DECIDED]

[asked of decided voters only, n=1,779]

Pre-Resignation (before Dec. 16, n=868)



Post-Resignation (on or after Dec. 16, n=911)

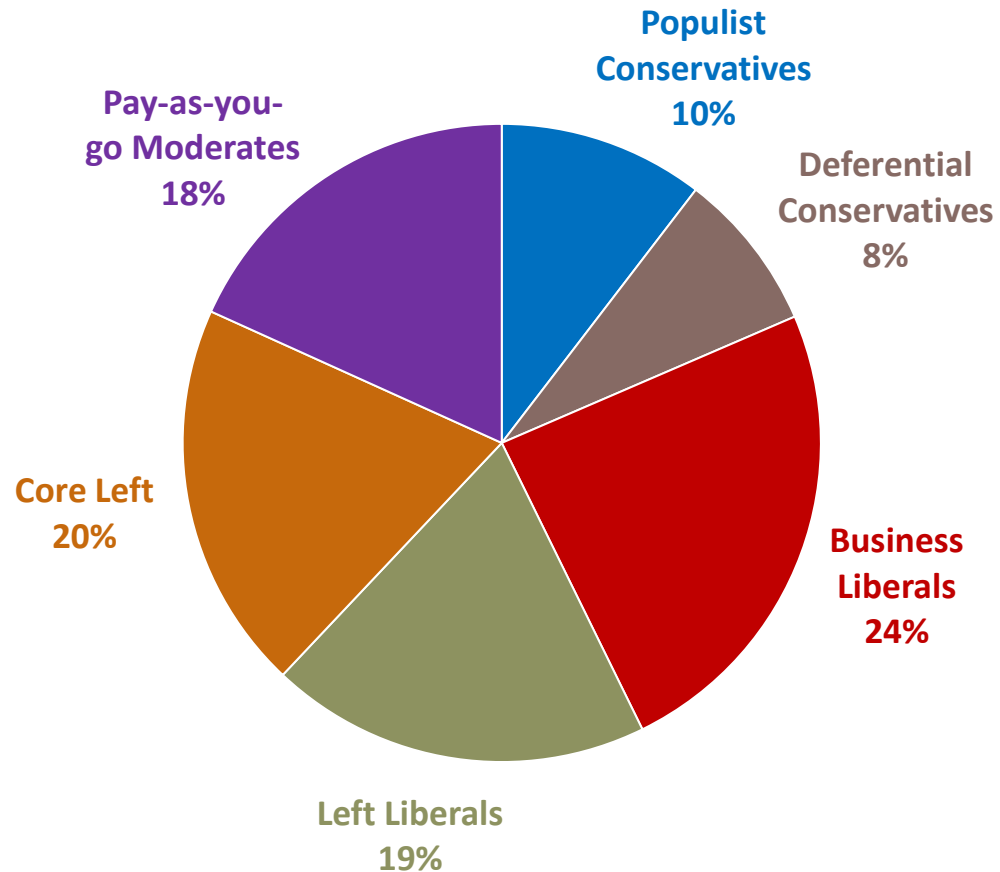


Value Clusters:

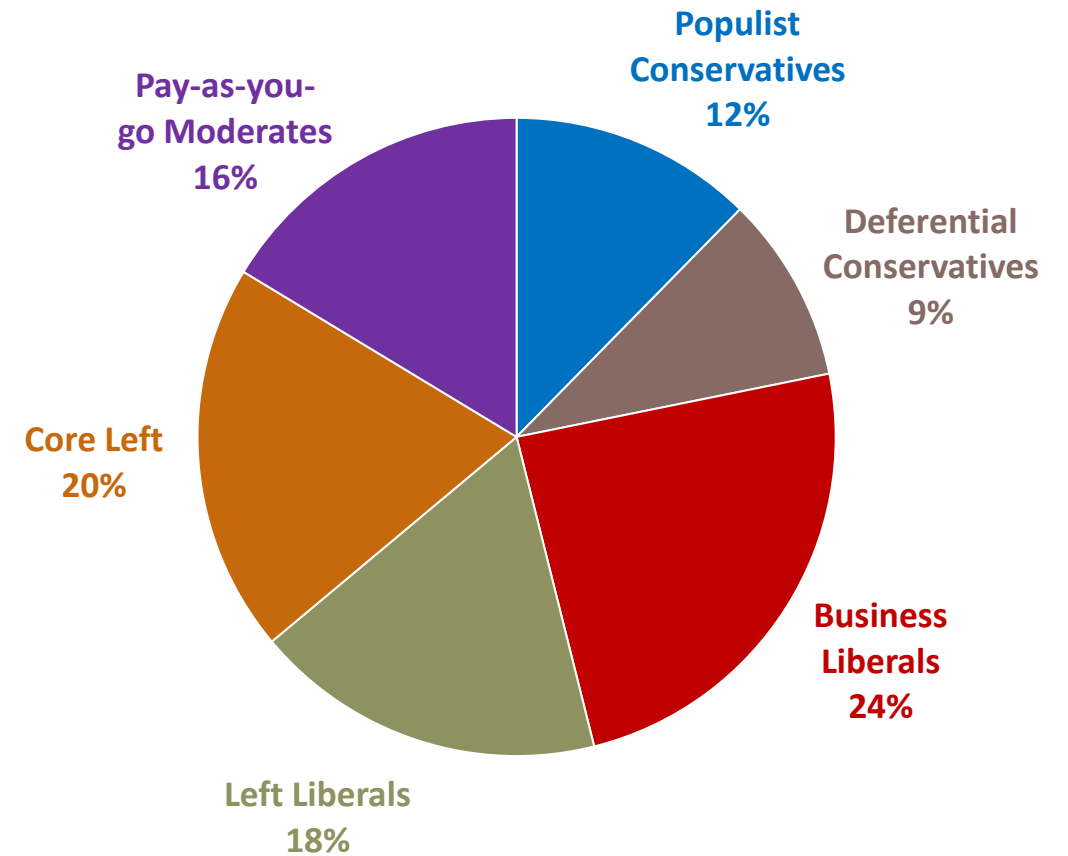
Value clusters steady before and after resignation

Q Value Clusters: Clusters are based on 4 basic values: *equal opportunity versus redistribution*, *trust in the profit system*, *whether spending should be based on ability to afford or public need*, and *whether government should listen to experts or common sense*.
[asked of all respondents, n=2,000]

Pre-Resignation (before Dec. 16, n=984)



Post-Resignation (on or after Dec. 16, n=1,016)



Federal Combined Vote by Value Clusters:

Conservatives and Liberals tied in Core Left after resignation

Combined Vote

Conservative
Liberal
NDP
Bloc
Green
Other
Undecided/DK
Would not vote/None

Pre-Resignation (before Dec. 16, n=984)

Populist Conservatives	Deferential Conservatives	Business Liberals	Left Liberals	Core Left	Pay-as-you-go Moderates
n=102	n=80	n=238	n=190	n=194	n=179
69%	43%	41%	31%	20%	36%
11%	23%	25%	24%	30%	17%
5%	3%	13%	16%	21%	14%
1%	14%	8%	5%	6%	8%
3%	5%	3%	5%	8%	4%
3%	4%	3%	4%	2%	2%
7%	5%	6%	10%	8%	13%
1%	1%	1%	4%	5%	6%

Post-Resignation (on or after Dec. 16, n=1,016)

Populist Conservatives	Deferential Conservatives	Business Liberals	Left Liberals	Core Left	Pay-as-you-go Moderates
n=126	n=96	n=247	n=181	n=201	n=166
69%	40%	39%	39%	23%	32%
7%	23%	26%	17%	23%	16%
7%	10%	14%	21%	30%	14%
1%	13%	11%	5%	7%	6%
1%	1%	4%	5%	6%	6%
6%	1%	1%	4%	3%	5%
6%	10%	5%	8%	5%	13%
3%	2%	0%	2%	3%	8%

Federal Combined Vote by Party ID:

Less Liberal identifiers say they will vote Liberal after the resignation

Combined Vote

Pre-Resignation (before Dec. 16, n=984)

	Liberal	Conservative	NDP	Green/Other	Unaligned
	n=225	n=298	n=116	n=131	n=213
Conservative	9%	92%	5%	10%	24%
Liberal	77%	3%	7%	7%	10%
NDP	4%	2%	81%	6%	9%
Bloc	1%	1%	0%	42%	3%
Green	2%	1%	4%	22%	4%
Other	1%	1%	0%	11%	3%
Undecided/DK	5%	0%	2%	1%	32%
Would not vote/None	0%	0%	0%	2%	14%

Post-Resignation (on or after Dec. 16, n=1,016)

	Liberal	Conservative	NDP	Green/Other	Unaligned
	n=210	n=310	n=136	n=157	n=203
Conservative	12%	91%	7%	13%	27%
Liberal	69%	3%	6%	8%	11%
NDP	8%	3%	85%	5%	12%
Bloc	2%	0%	1%	40%	4%
Green	3%	0%	1%	17%	3%
Other	2%	1%	0%	13%	3%
Undecided/DK	5%	1%	0%	3%	28%
Would not vote/None	0%	0%	0%	1%	13%

Conservative
Liberal
NDP
Bloc
Green
Other
Undecided/DK
Would not vote/None

Government Approval

Federal Government Satisfaction:

Federal government satisfaction steady before and after resignation

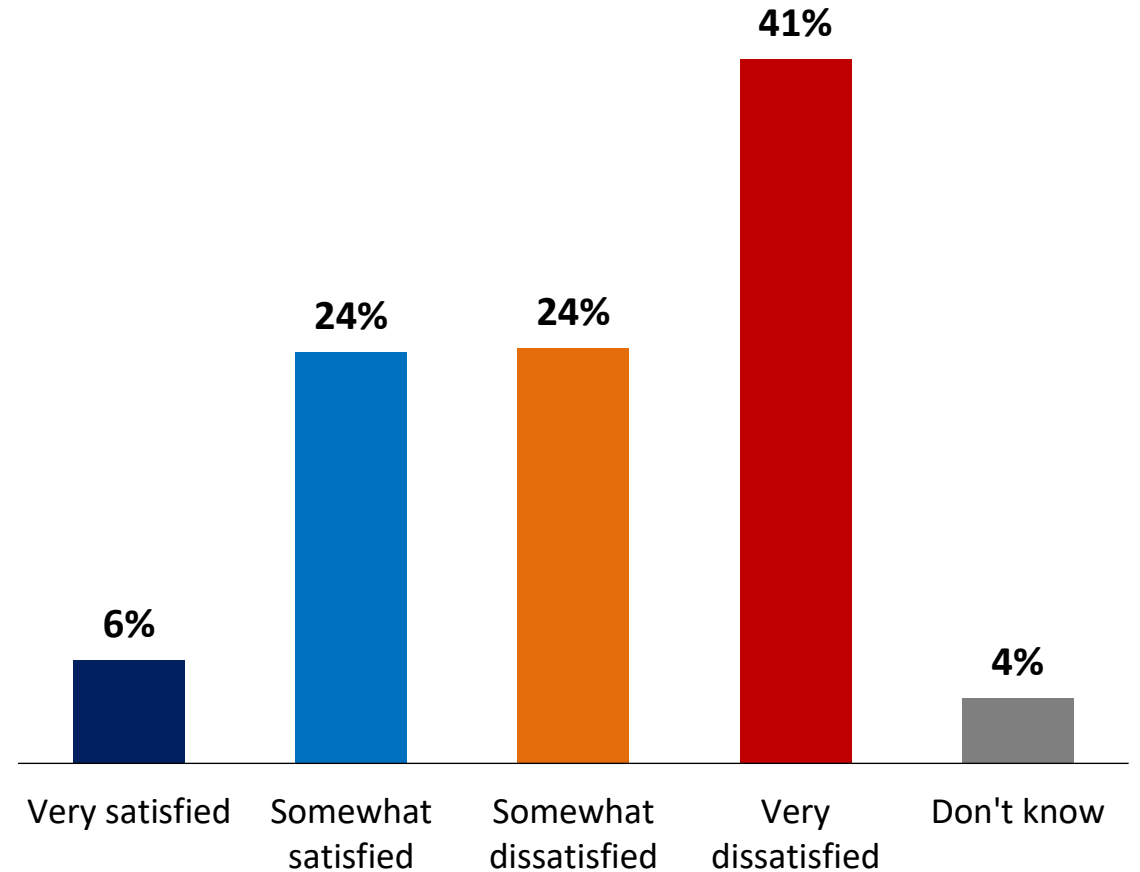
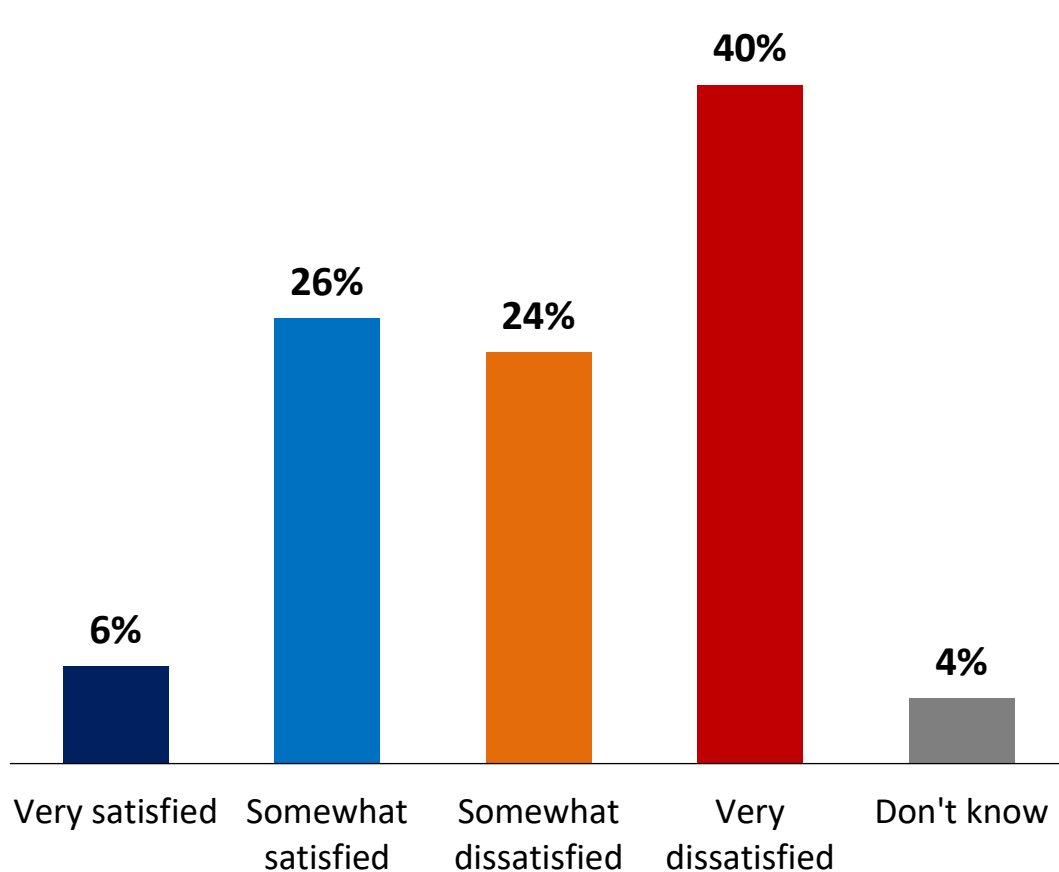


Generally speaking, how satisfied are you with the performance of the federal government in Canada? Would you say you are...

[asked of all respondents, n=2,000]

Pre-Resignation (before Dec. 16, n=984)

Post-Resignation (on or after Dec. 16, n=1,016)



Read, Seen, Heard

Federal Read, Seen, Heard:

9 pct points more have heard something after the resignation

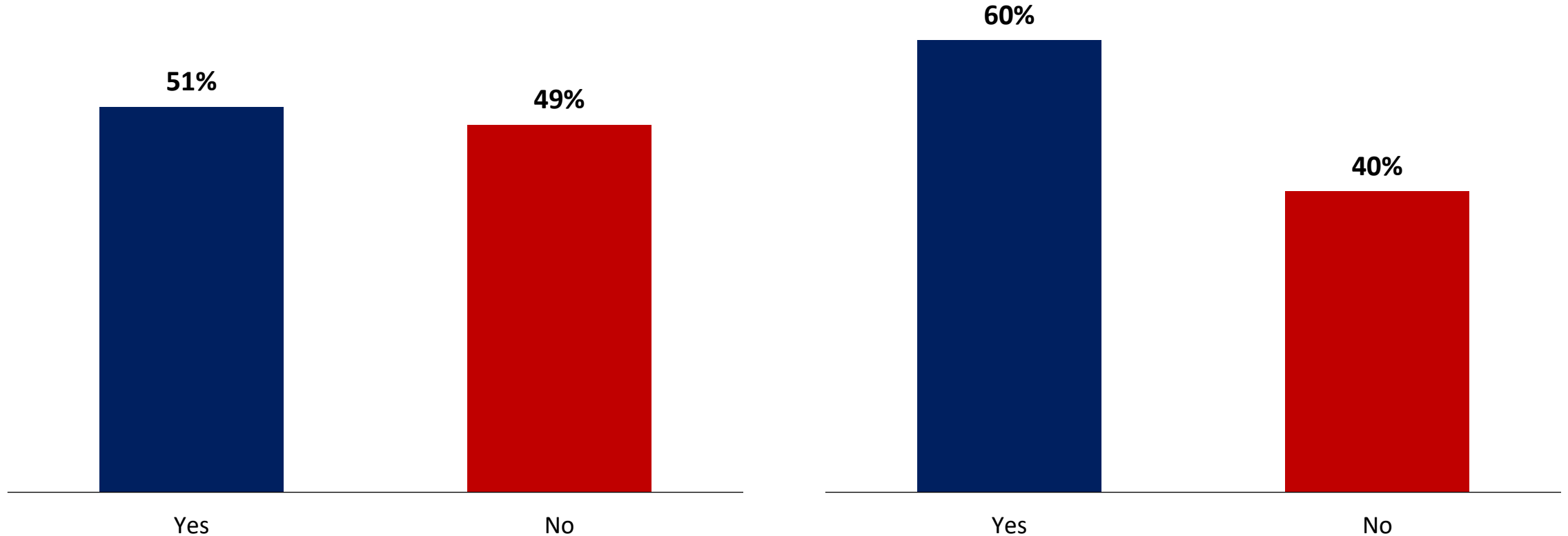


Have you read, seen or heard anything about Canada's Prime Minister and the federal government in the last few days?

[asked of all respondents, n=2,000]

Pre-Resignation (before Dec. 16, n=984)

Post-Resignation (on or after Dec. 16, n=1,016)



Federal Read, Seen, Heard (Open-Ended):

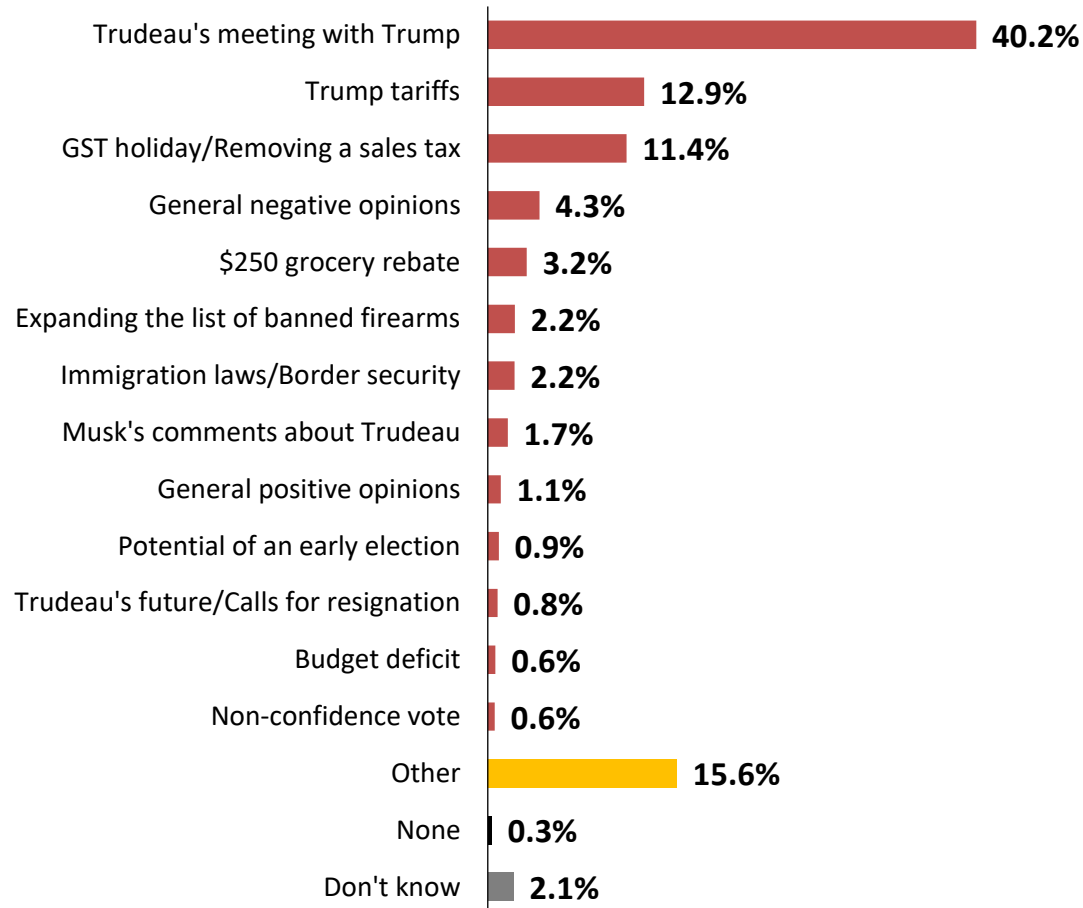
Freeland resignation/Cabinet reshuffle jumps to the top spot with 40% recall



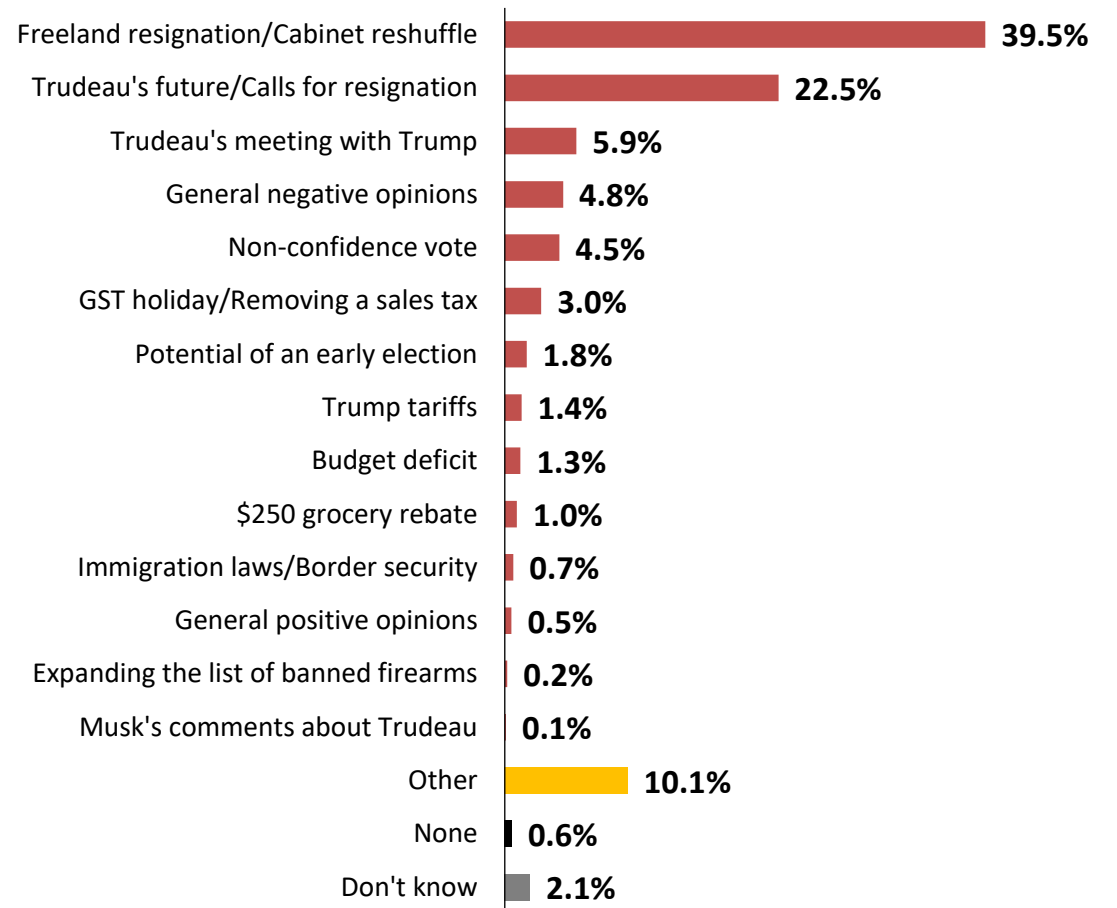
And what have you read, seen or heard about Canada's Prime Minister and the federal government in the last few days?

[asked of those who have read, seen or heard, n=1,114]

Pre-Resignation (before Dec. 16, n=504)



Post-Resignation (on or after Dec. 16, n=610)



Note: Only responses >1% both pre- and post-resignation are shown.

Federal RSH Impression:

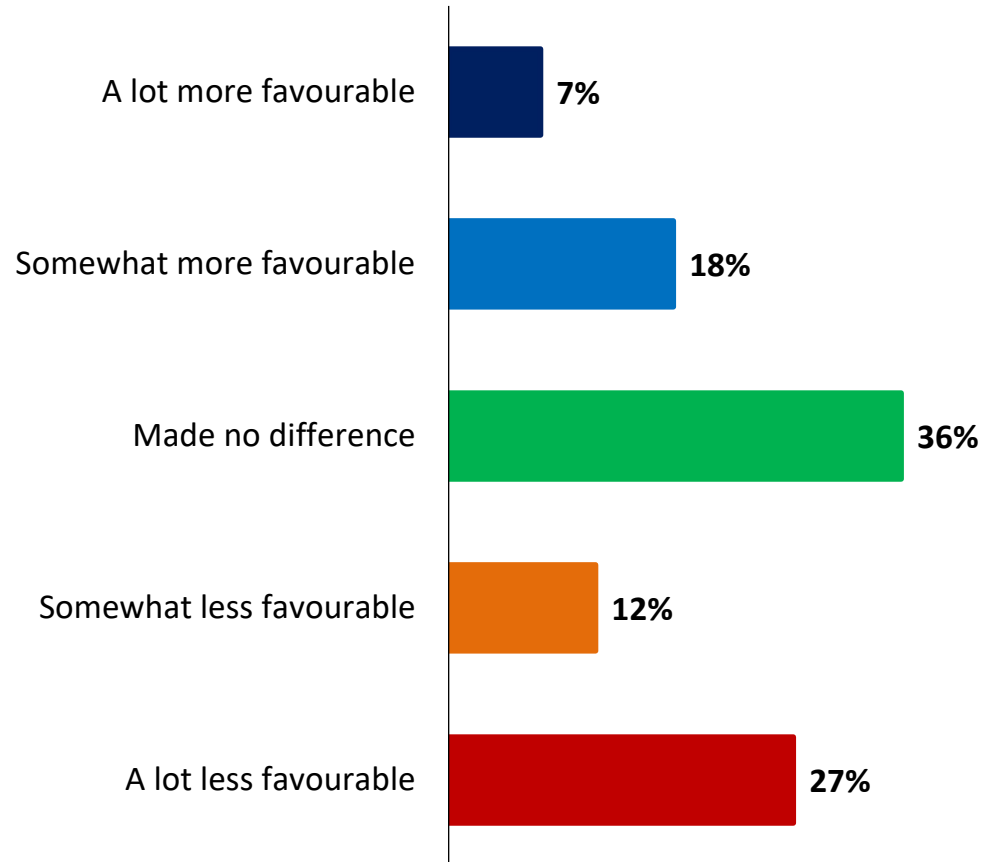
Negative impression higher after the resignation than before



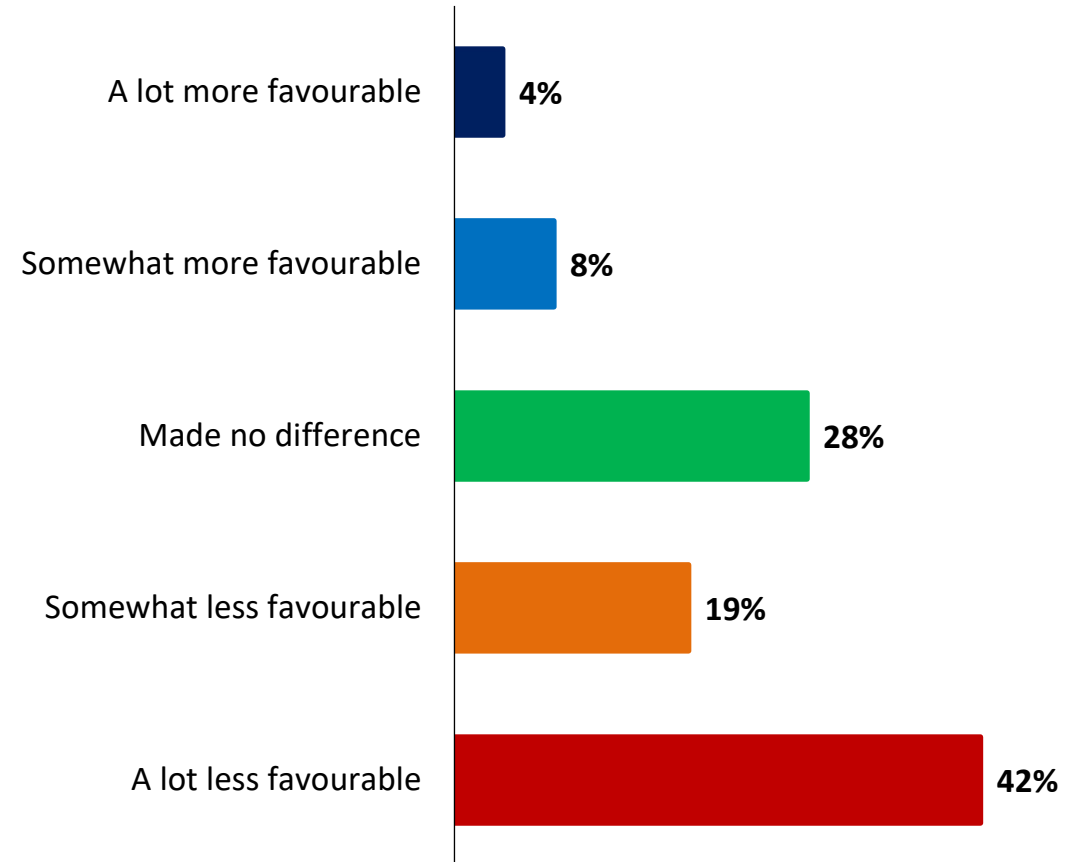
Did what you read, see or hear leave you feeling a lot more favourable, somewhat more favourable, somewhat less favourable or a lot less favourable towards Canada's Prime Minister and the federal government...

[asked of those who have read, seen or heard, n=1,114]

Pre-Resignation (before Dec. 16, n=504)



Post-Resignation (on or after Dec. 16, n=610)



RSH Impact by Top Issues – Pre-Resignation:

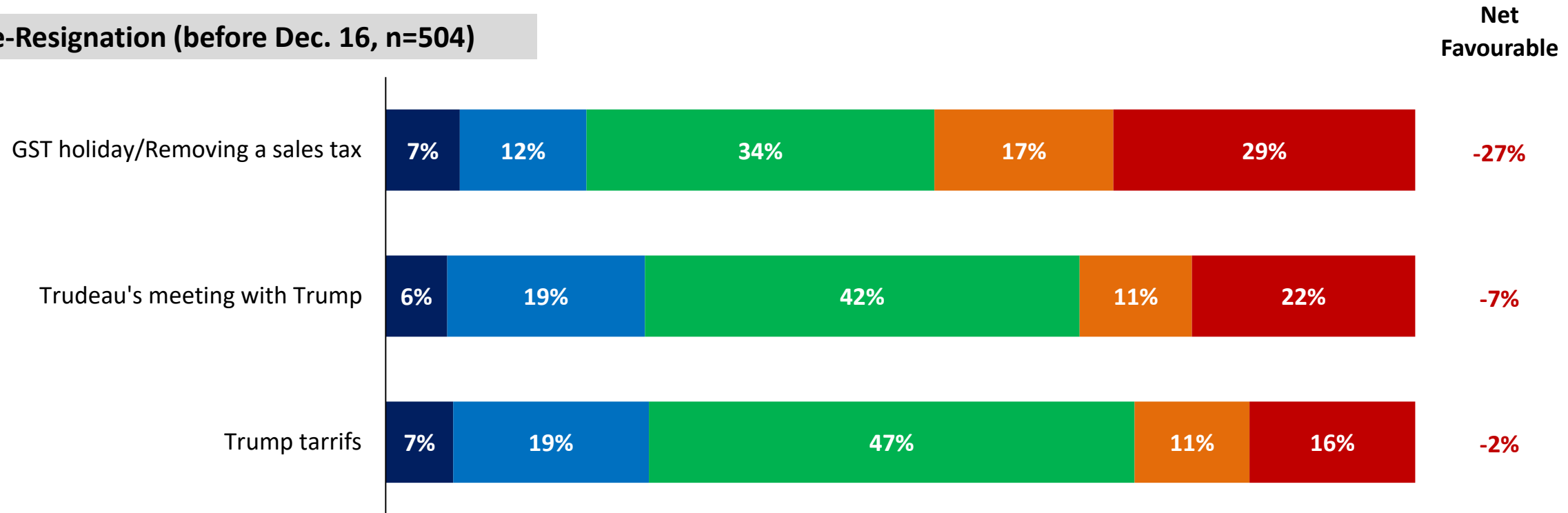
GST holiday policy has the lowest net favourable out of the top issues



Did what you read, see or hear leave you feeling a lot more favourable, somewhat more favourable, somewhat less favourable or a lot less favourable towards Canada's Prime Minister and the federal government...

[asked of those who have read, seen or heard, n=1,114]

Pre-Resignation (before Dec. 16, n=504)



- A lot more favourable
- Somewhat more favourable
- Made no difference
- Somewhat less favourable
- A lot less favourable

RSH Impact by Top Issues – Post-Resignation:

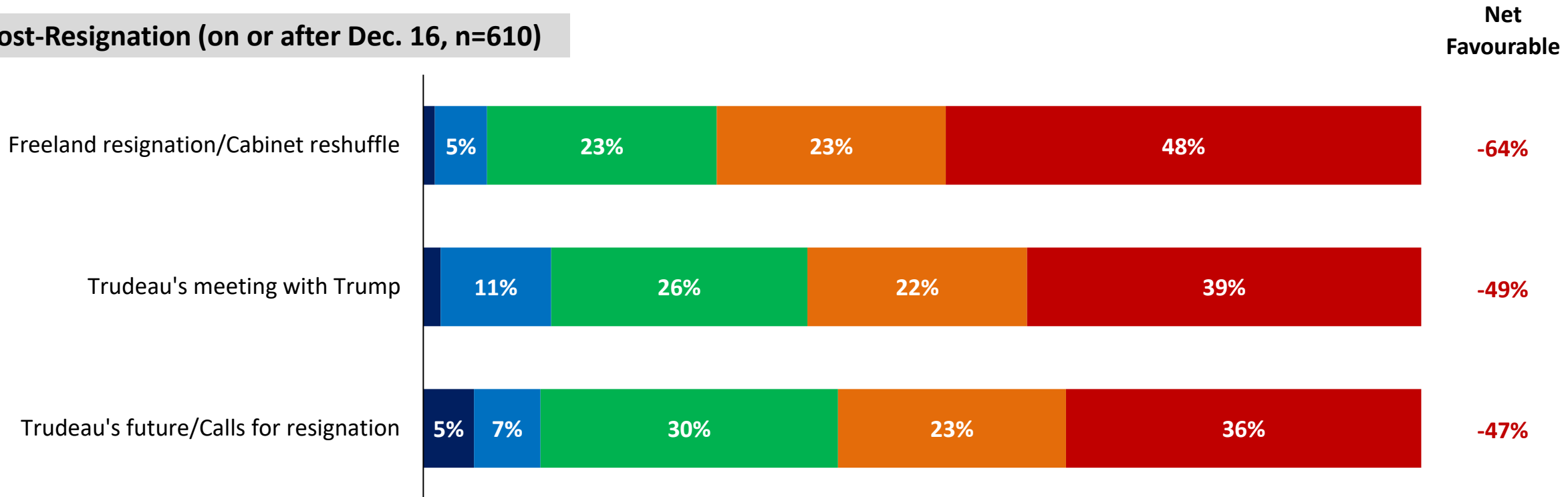
Freeland resignation/Cabinet reshuffle has the lowest net favourable out of the top issues



Did what you read, see or hear leave you feeling a lot more favourable, somewhat more favourable, somewhat less favourable or a lot less favourable towards Canada's Prime Minister and the federal government...

[asked of those who have read, seen or heard, n=1,114]

Post-Resignation (on or after Dec. 16, n=610)



- A lot more favourable
- Somewhat more favourable
- Made no difference
- Somewhat less favourable
- A lot less favourable



For more information, please contact:

Greg Lyle

President

(416) 642-6429

glyle@innovativeresearch.ca

Building Understanding.

