

# Provocation Ideas Festival Survey 2024

## War in Gaza, Discourse, Protests



# Table of Contents

---

<b>Key Findings</b>	<b>3</b>
<b>War in Gaza</b>	<b>4</b>
<b>Discourse</b>	<b>11</b>
<b>Protests</b>	<b>24</b>
<b>Protest Reaction Comparison</b>	<b>36</b>
<b>Methodologies</b>	<b>39</b>

---

# Key Findings

## 1

### Most agree it is both important for Israel to exist as a Jewish state and to create a state for the Palestinians

While most respondents reported feeling somewhere in the middle “Don’t know/Feel split” between taking Israel’s and the Palestinians’ side, there’s strong agreement for the idea that it is both important for Israel to exist as a Jewish state (52%), and to create a state for the Palestinians (49%). Looking further at subgroups, among respondents who report mostly/always agreeing with the Palestinians’ views, 43% still agree that it’s important for Israel to exist as a Jewish state. Among those who mostly/always take Israel’s view, 42% agreed it was important to create a state for the Palestinians.

## 2

### Canadians are largely in agreement about what types of speech on Israel/Palestine should be allowed

Canadians as a whole feel very similarly about speech supporting/opposing either state. A majority say that speech supporting either state *should be allowed*, and a plurality feel the same about speech opposing either state. What’s more, Canadians as a whole are in agreement that speech calling for violence or saying that either group are a threat to Canadian society *should not be allowed*.

## 3

### Supporters of Israel and the Palestinians respect speech rights of each other

Fifty-percent (50%) of respondents who said they take Israel’s view believe that speech opposing Israel’s right to exist as a Jewish state *should* be allowed, and 53% of those taking the Palestinians’ view feel the same about speech opposing a Palestinian state. Similarly, 62% of those taking the Palestinians’ view report thinking that speech supporting Israel’s right to exist as a Jewish state *should* be allowed, and 63% of respondents who take Israel’s view think the same about speech supporting a Palestinian state.

## 4

### When it comes to protests, only “marches in cities” garnered net positive support

Overall, support for pro-Israeli and pro-Palestinian protest actions were roughly similar. And the only protest action that received net positive support for either pro-Israeli or pro-Palestinian protests was “marches by supporters in Canada’s major cities”, +7% and +11% respectively.

# War in Gaza

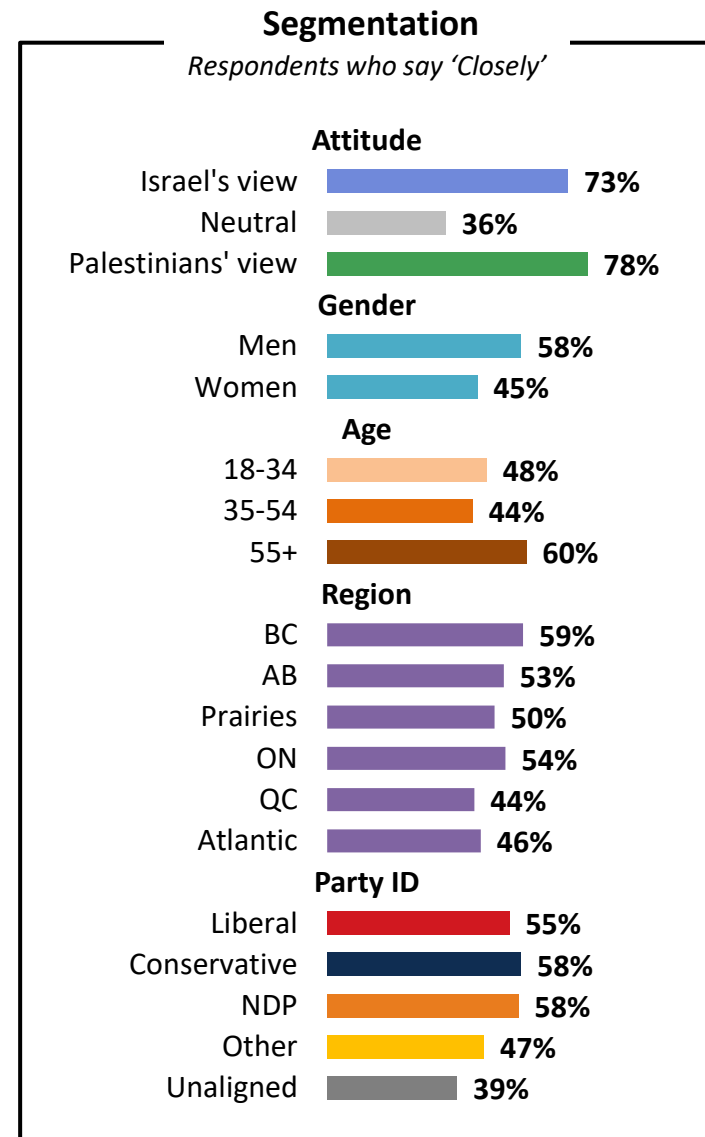
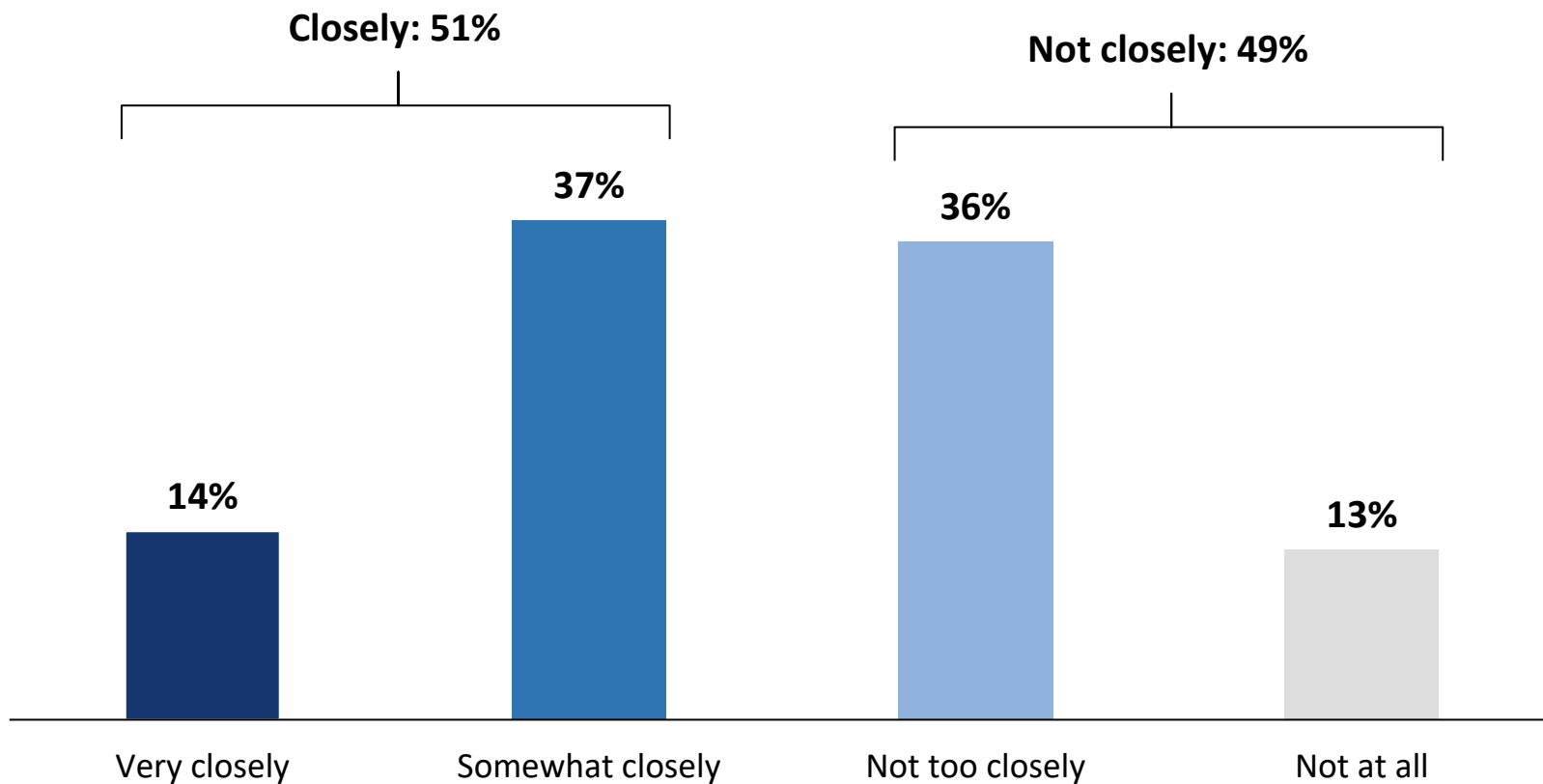
# Engagement:

## About half are following the Israel-Palestine news closely, higher among those taking a view



How closely would you say you follow news about the recent situation in the Middle East involving Israel and the Palestinians?

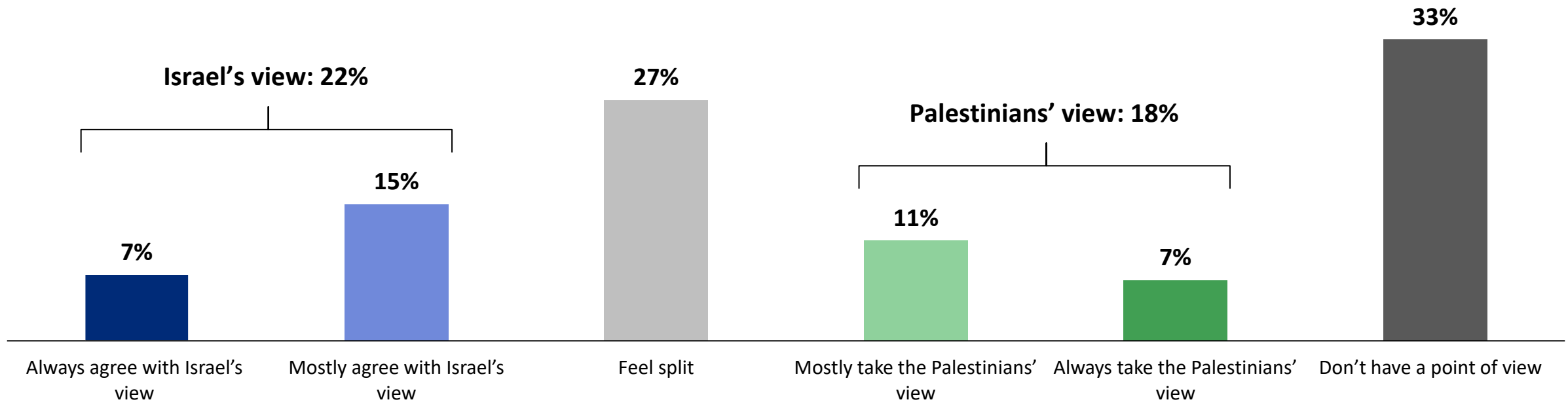
[asked of all respondents, n=1,000]



# General Attitude Segmentation:

Respondents are split on their views, but 60% are either neutral or don't have a point of view

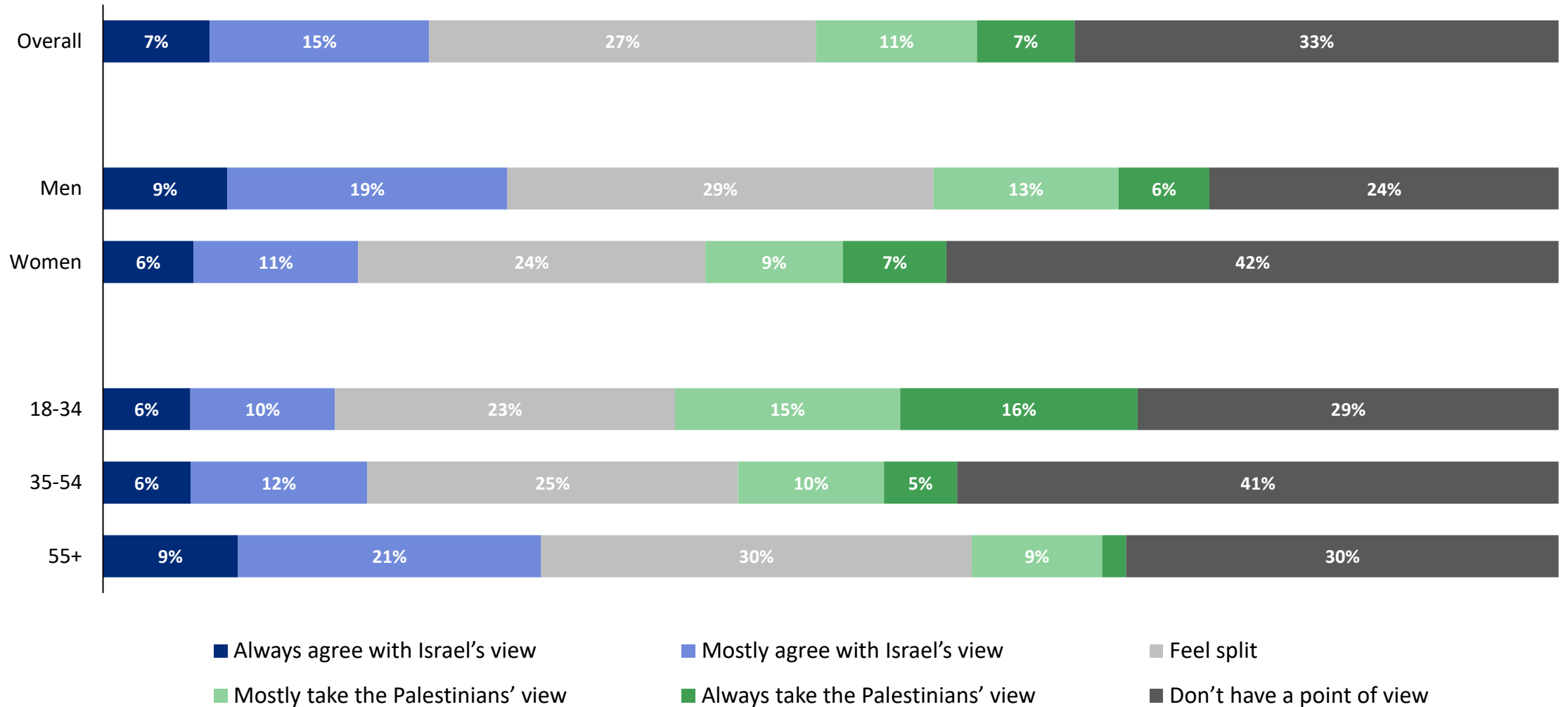
**Q** Generally, when you think about the situation involving Israel and the Palestinians, do you...?  
[asked of all respondents, n=1,000]



# General Attitude BY Groups:

More younger people take the Palestinians' view, while older people (55+) tend to take Israel's view

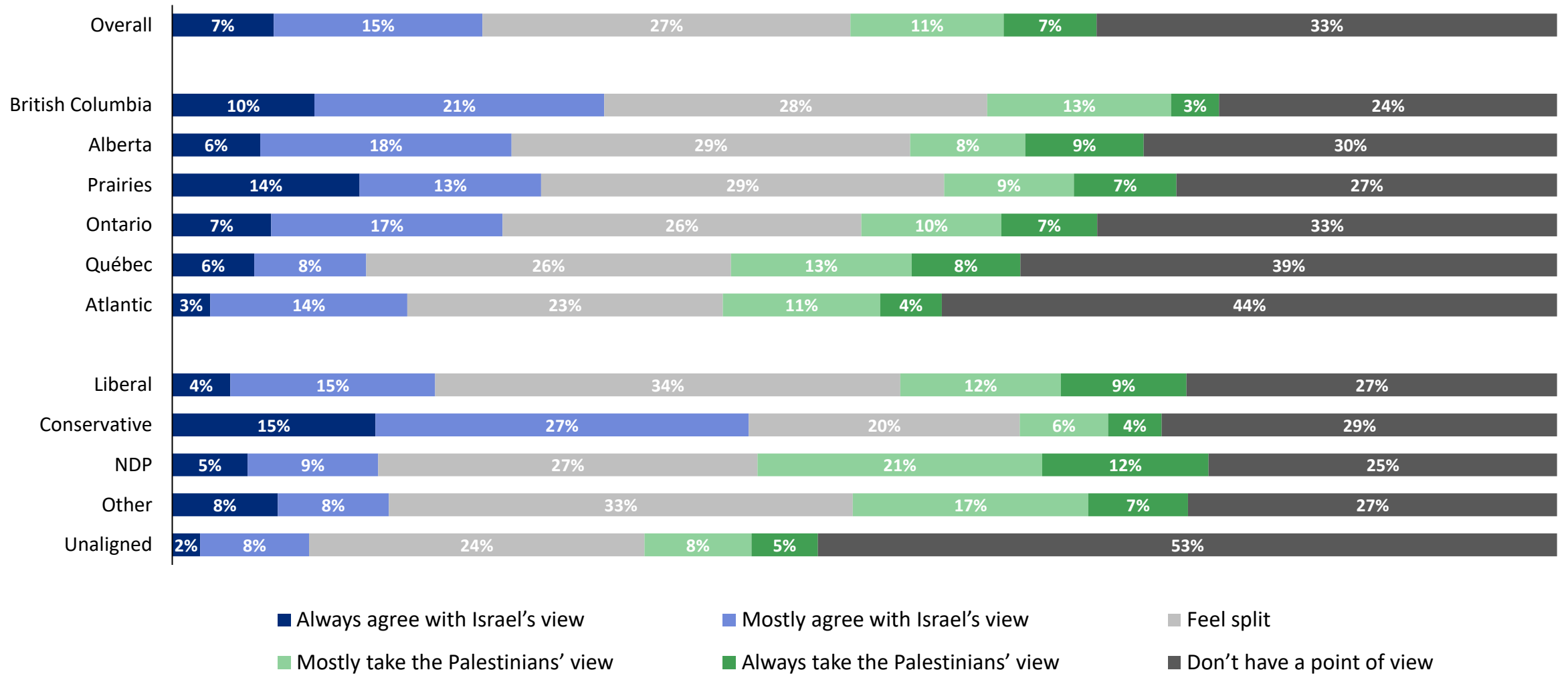
**Q** Generally, when you think about the situation involving Israel and the Palestinians, do you...?  
[asked of all respondents, n=1,000]



# General Attitude BY Groups:

## Conservatives more likely to take Israel's view, NDP more likely to take the Palestinians' view

**Q** Generally, when you think about the situation involving Israel and the Palestinians, do you...?  
[asked of all respondents, n=1,000]

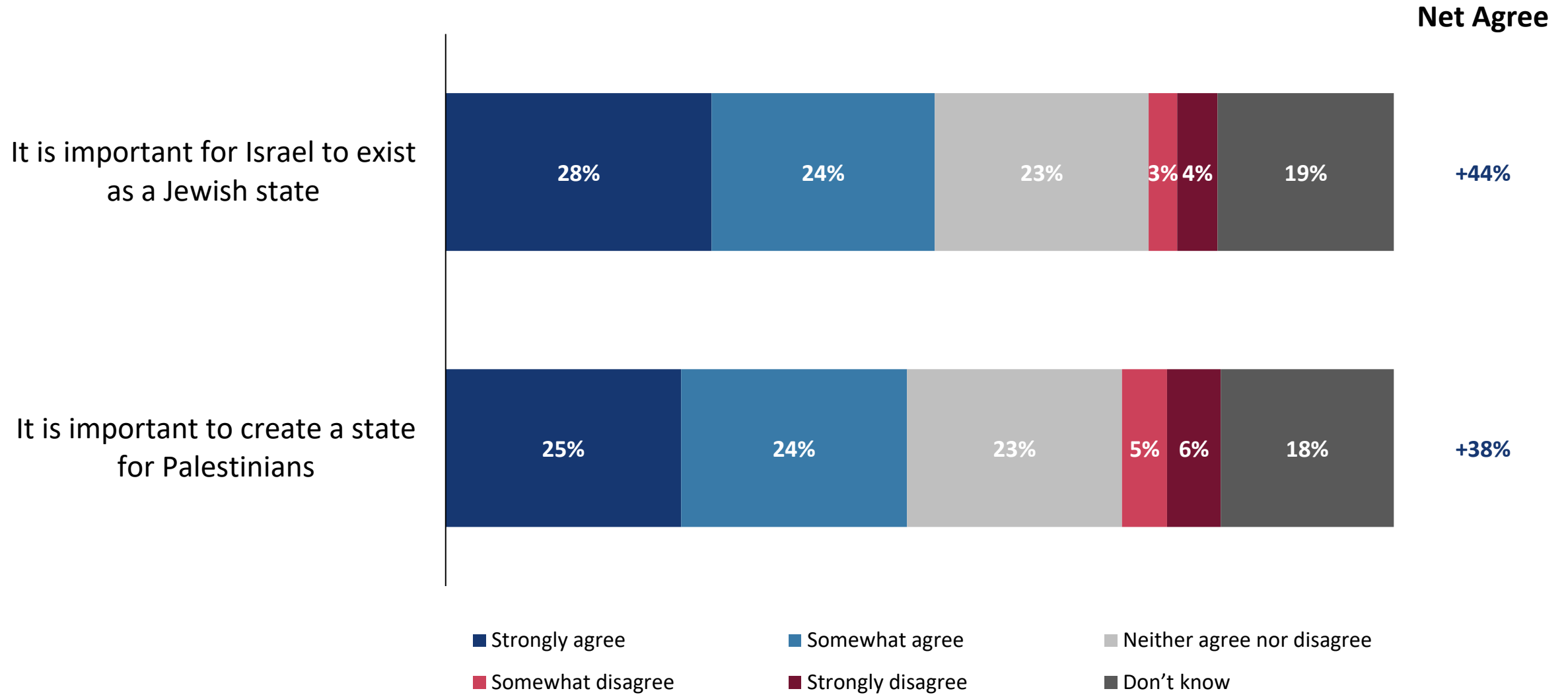




# Attitude towards Statehood:

Net agreement well positive on both statements, slightly higher on Israel's statehood

**Q** To what extent to you agree or disagree with the following statements:  
[asked of all respondents, n=1,000]



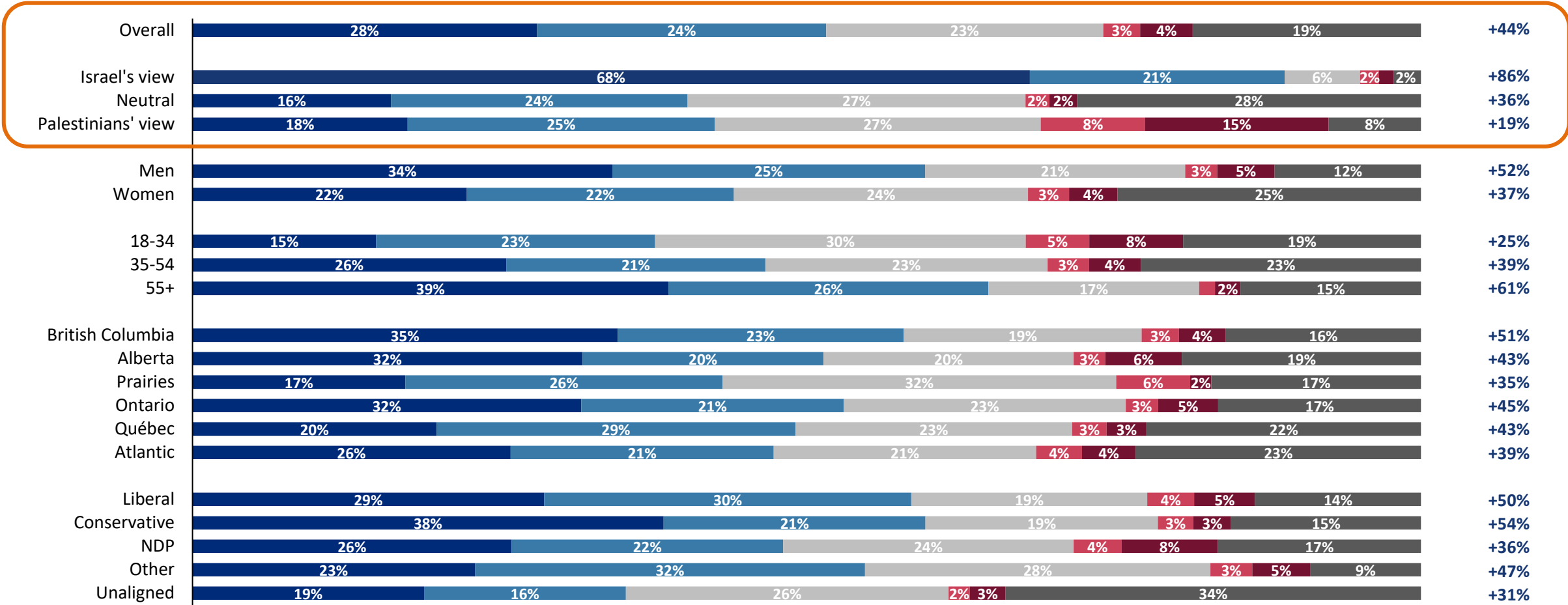
# Attitude towards Israel's Statehood Segmentation:

Net agreement +19% for those who take Palestinians' view

**Q** To what extent to you agree or disagree with the following statement:  
[asked of all respondents, n=1,000]

**It is important for Israel to exist as a Jewish state**

**Net Agree**



■ Strongly agree  
 ■ Somewhat agree  
 ■ Neither agree nor disagree  
 ■ Somewhat disagree  
 ■ Strongly disagree  
 ■ Don't know

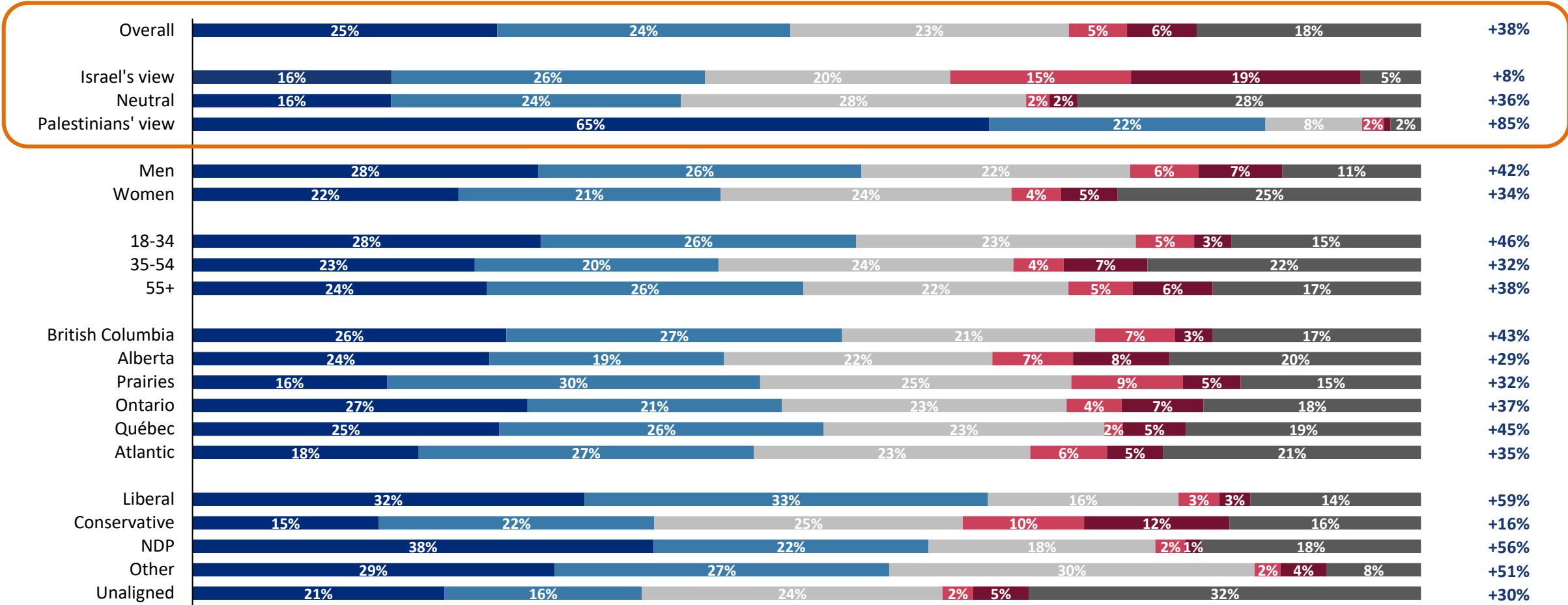
# Attitude towards Palestine's Statehood Segmentation:

Net agreement +8% for those who take Israel's view

**Q** To what extent to you agree or disagree with the following statement:  
[asked of all respondents, n=1,000]

**It is important to create a state for Palestinians**

**Net Agree**



■ Strongly agree  
 ■ Somewhat agree  
 ■ Neither agree nor disagree  
 ■ Somewhat disagree  
 ■ Strongly disagree  
 ■ Don't know

**Discourse**

The background of the slide is a solid dark blue color. It features several faint, light blue circles of varying sizes scattered across the surface. The circles are semi-transparent and do not overlap each other.

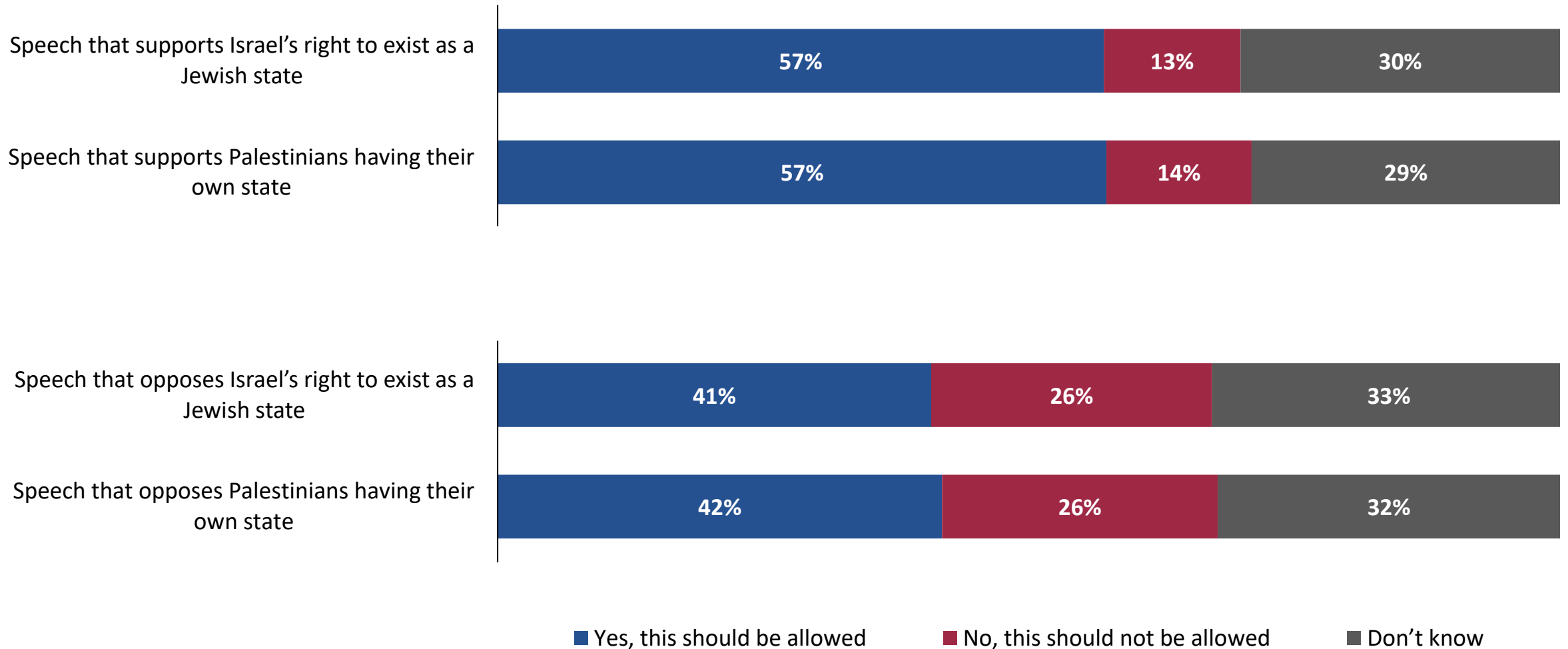
# Attitude towards Freedom of Expression (Part 1):

Agreement to both types of speech mostly positive, equal for both statehoods



Regardless of your own opinions, do you think people in Canada should be allowed to express each of the following in public, even if it might offend others?

[asked of all respondents, n=1,000]



# Speech That Supports Israel's Right to Exist as a Jewish State:

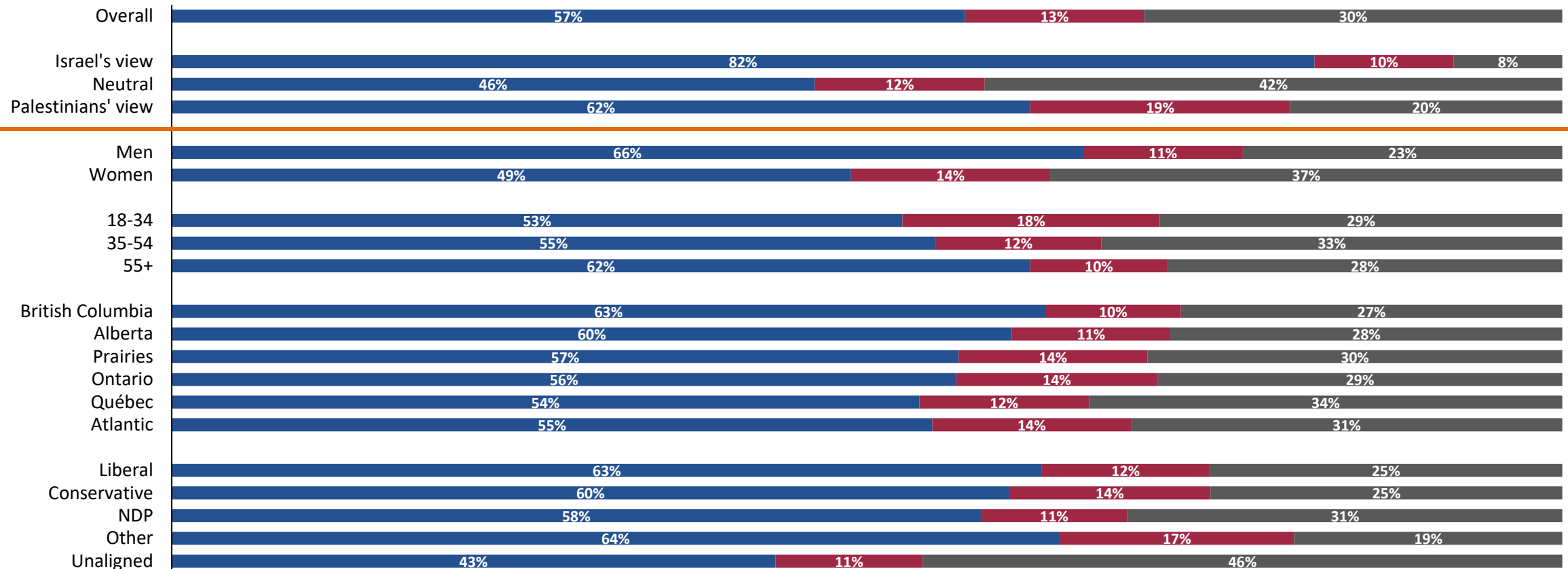
62% of those that take the Palestinians' view say speech that supports Israel's right to exist should be allowed



Regardless of your own opinions, do you think people in Canada should be allowed to express each of the following in public, even if it might offend others?

[asked of all respondents, n=1,000]

## Speech that supports Israel's right to exist as a Jewish state



■ Yes, this should be allowed

■ No, this should not be allowed

■ Don't know

# Speech That Supports Palestinians Having Their Own State:

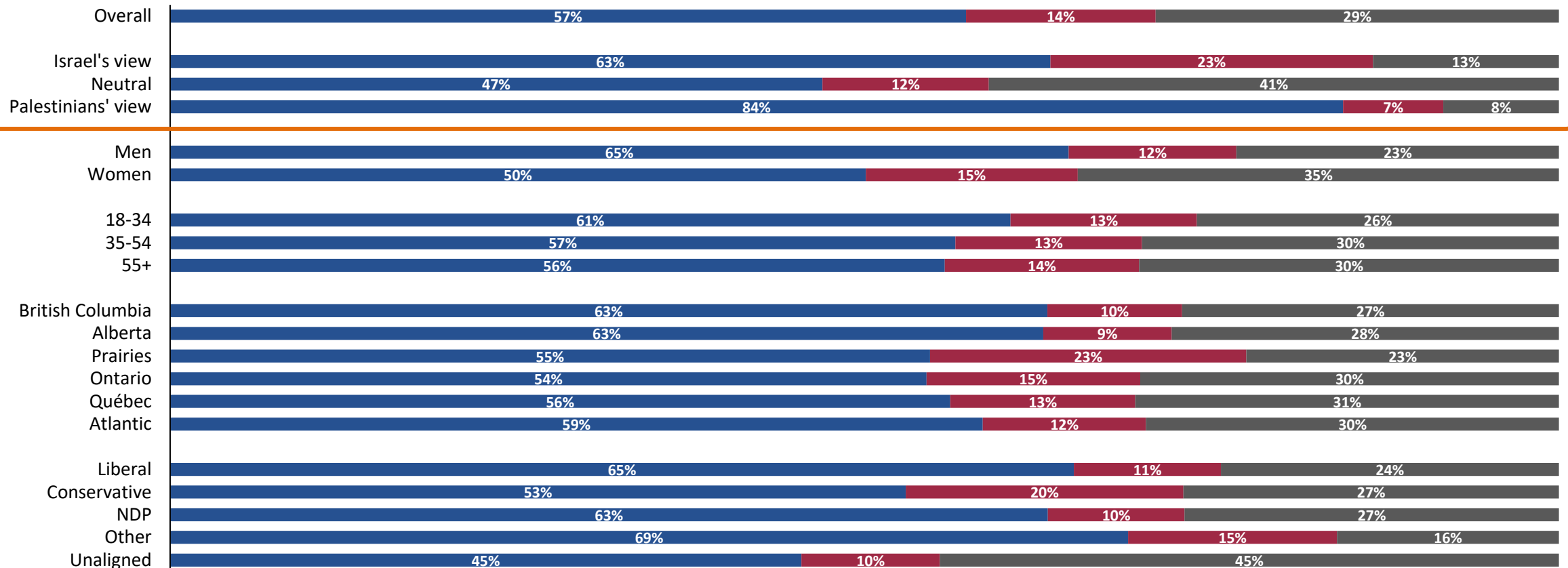
63% of those that take Israel's view think speech that supports Palestinians having a state should be allowed



Regardless of your own opinions, do you think people in Canada should be allowed to express each of the following in public, even if it might offend others?

[asked of all respondents, n=1,000]

## Speech that supports Palestinians having their own state



■ Yes, this should be allowed

■ No, this should not be allowed

■ Don't know

# Speech That Opposes Israel's Right to Exist as a Jewish State:

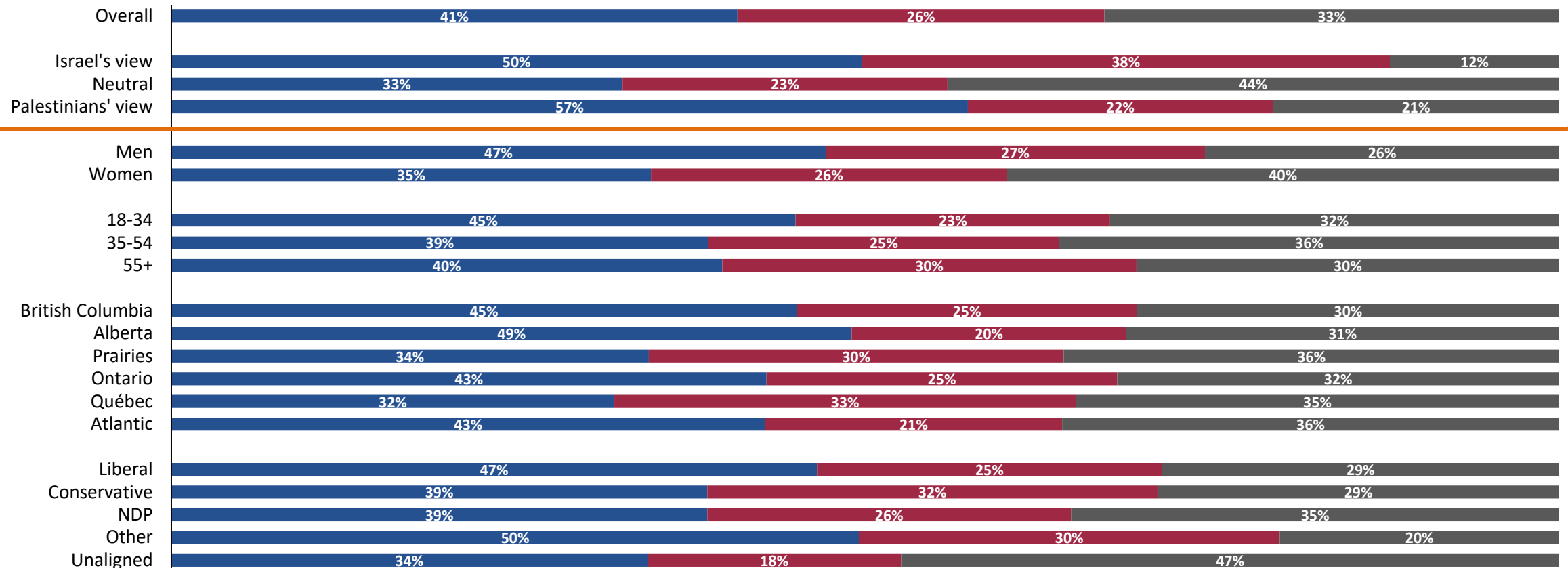
Half that take Israel's view agree that speech that opposes Israel's right to exist should still be allowed



Regardless of your own opinions, do you think people in Canada should be allowed to express each of the following in public, even if it might offend others?

[asked of all respondents, n=1,000]

## Speech that opposes Israel's right to exist as a Jewish state



■ Yes, this should be allowed

■ No, this should not be allowed

■ Don't know



# Speech That Opposes Palestinians Having Their Own State:

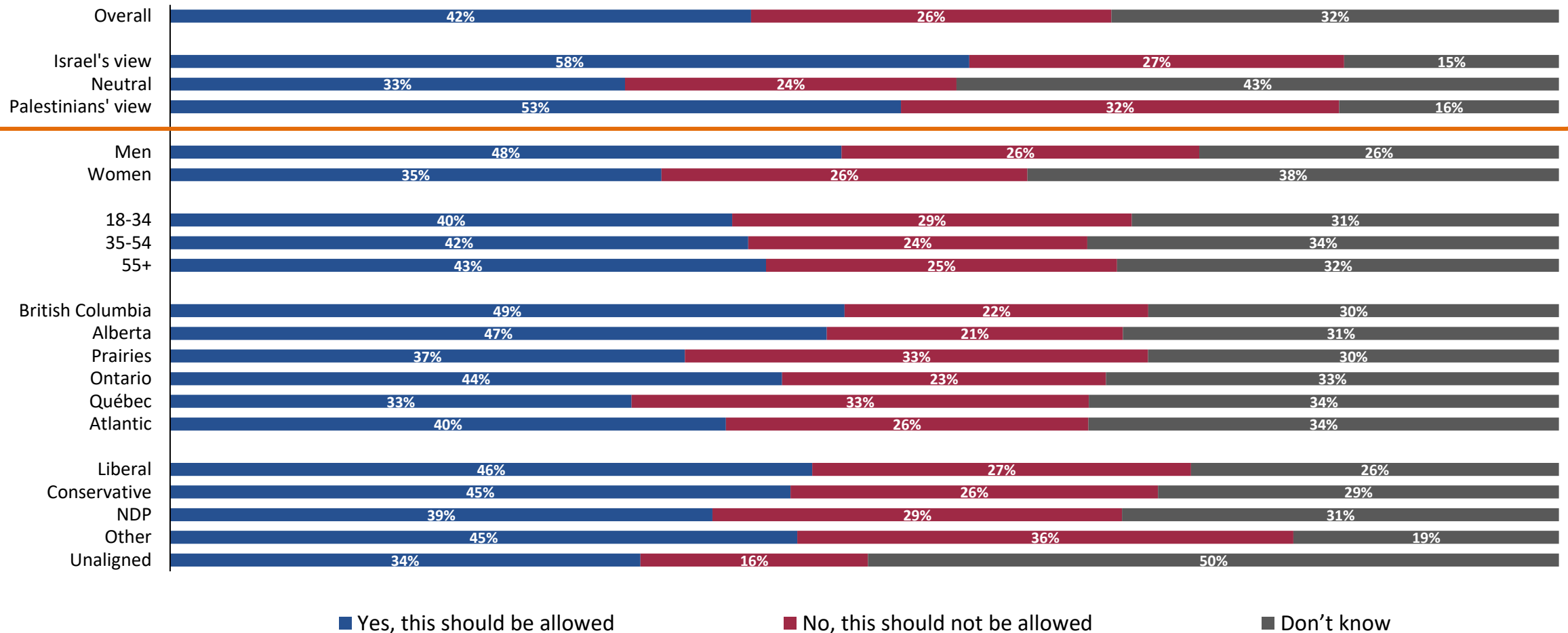
53% taking Palestinians' view agree that speech that opposes a Palestinian state should be allowed



Regardless of your own opinions, do you think people in Canada should be allowed to express each of the following in public, even if it might offend others?

[asked of all respondents, n=1,000]

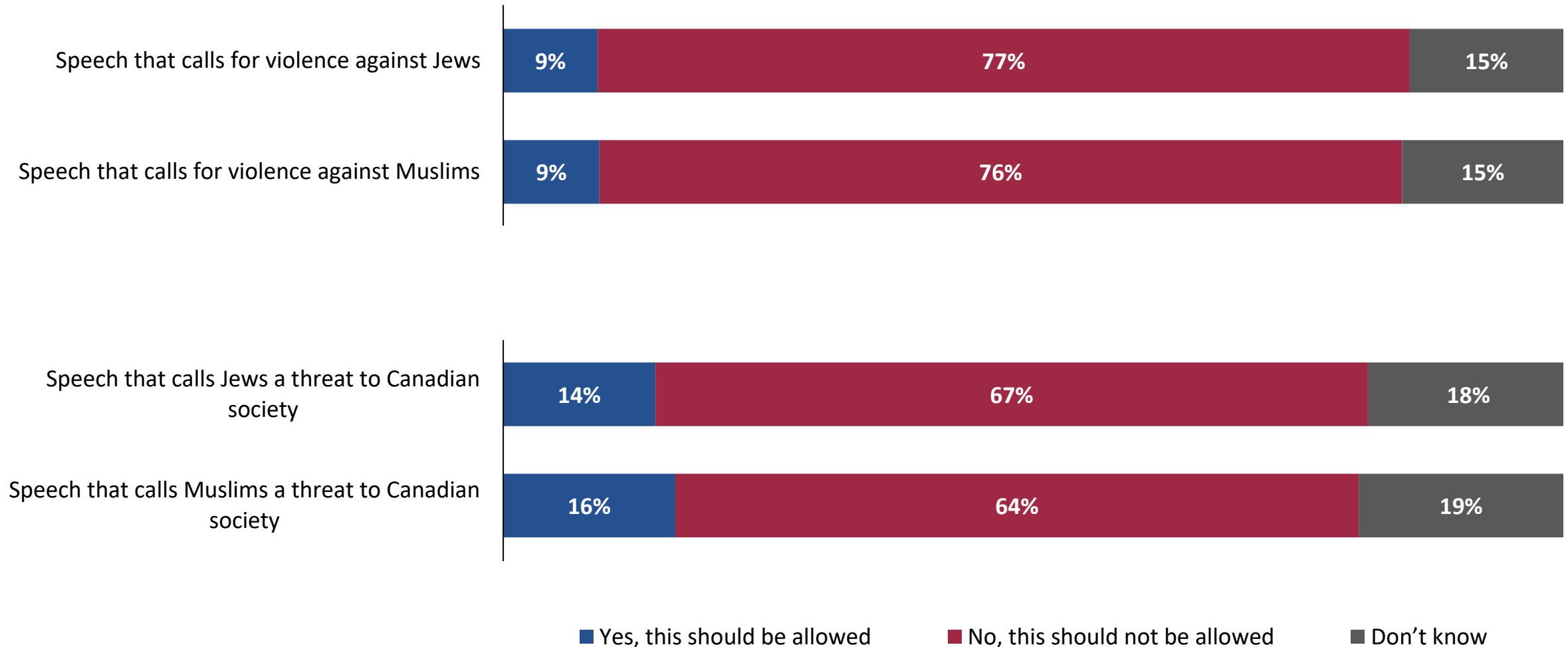
## Speech that opposes Palestinians' having their own state



# Attitude towards Freedom of Expression (Part 2):

Majority think that speech that calls for violence or labels groups as threats should not be allowed

Q Again, regardless of your own opinions, do you think people in Canada should be allowed to express each of the following in public, even if it might offend others?  
[asked of all respondents, n=1,000]



# Speech That Calls for Violence Against Jews:

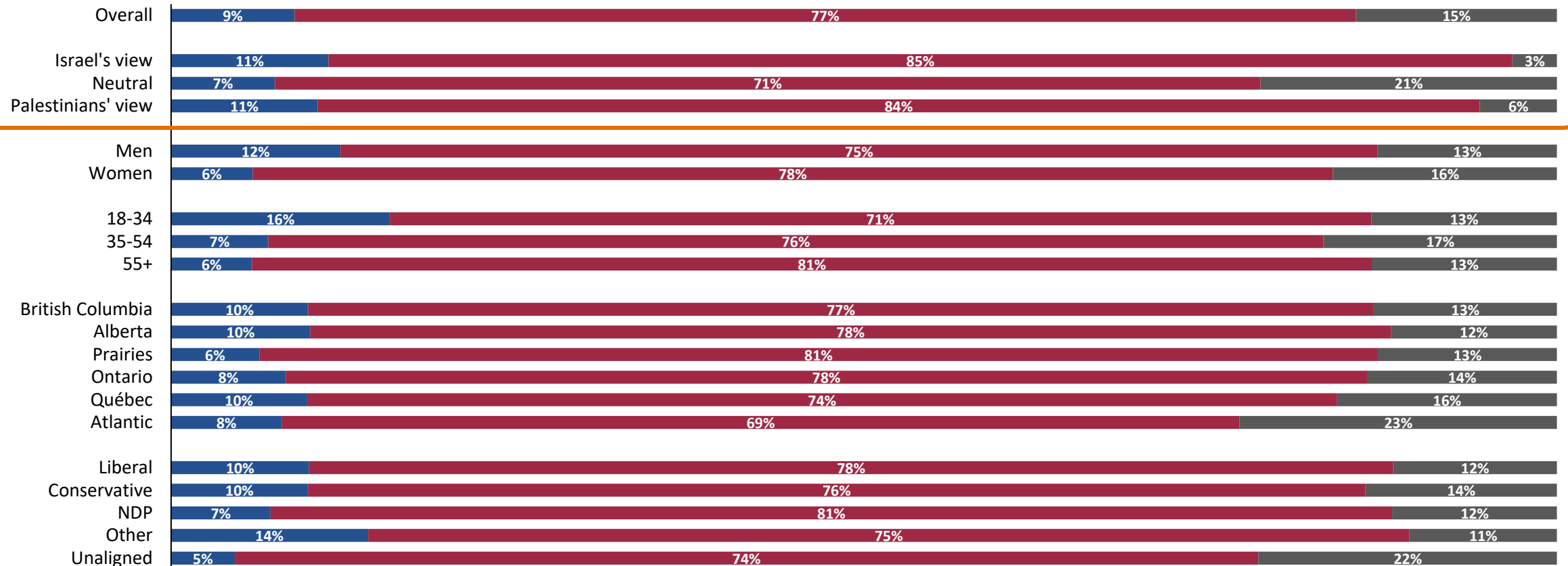
Opposition towards speech that calls for violence against Jews consistent across segments



Regardless of your own opinions, do you think people in Canada should be allowed to express each of the following in public, even if it might offend others?

[asked of all respondents, n=1,000]

## Speech that calls for violence against Jews



■ Yes, this should be allowed

■ No, this should not be allowed

■ Don't know

# Speech That Calls for Violence Against Muslims:

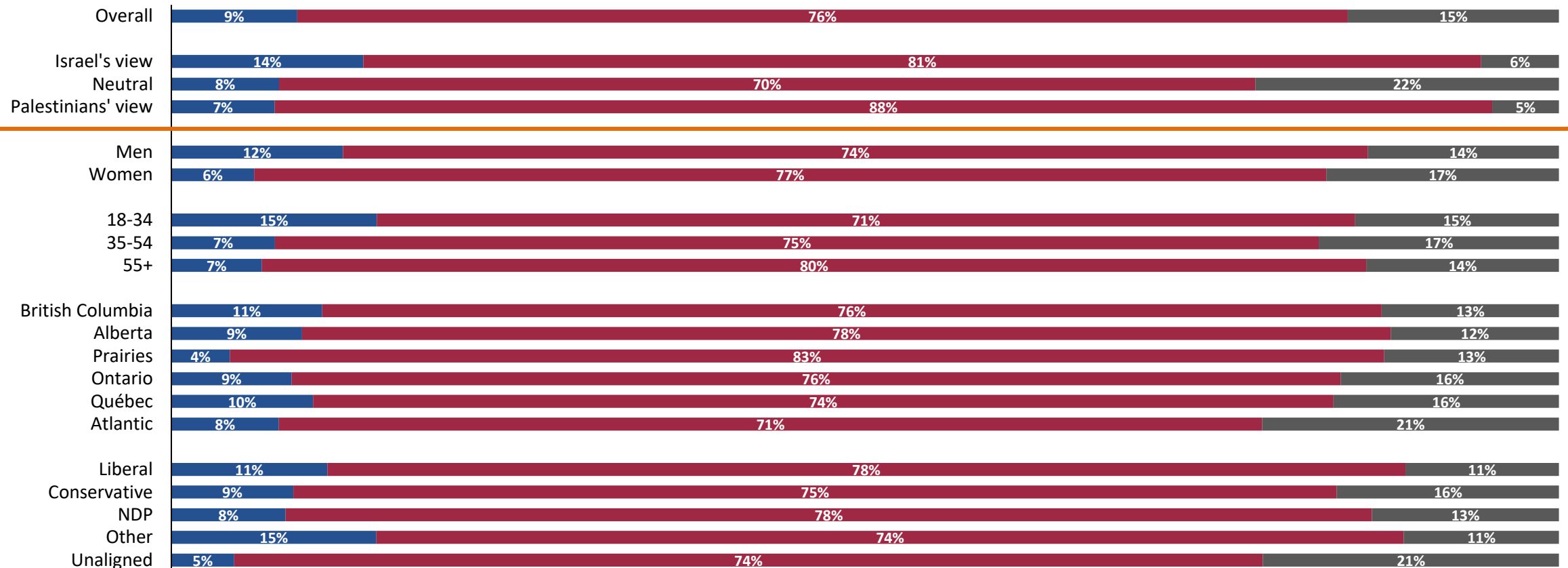
Opposition towards speech that calls for violence against Muslims fairly consistent—higher among Israel's view



Regardless of your own opinions, do you think people in Canada should be allowed to express each of the following in public, even if it might offend others?

[asked of all respondents, n=1,000]

## Speech that calls for violence against Muslims



■ Yes, this should be allowed

■ No, this should not be allowed

■ Don't know

# Speech That Calls Jews a Threat to Canadian Society:

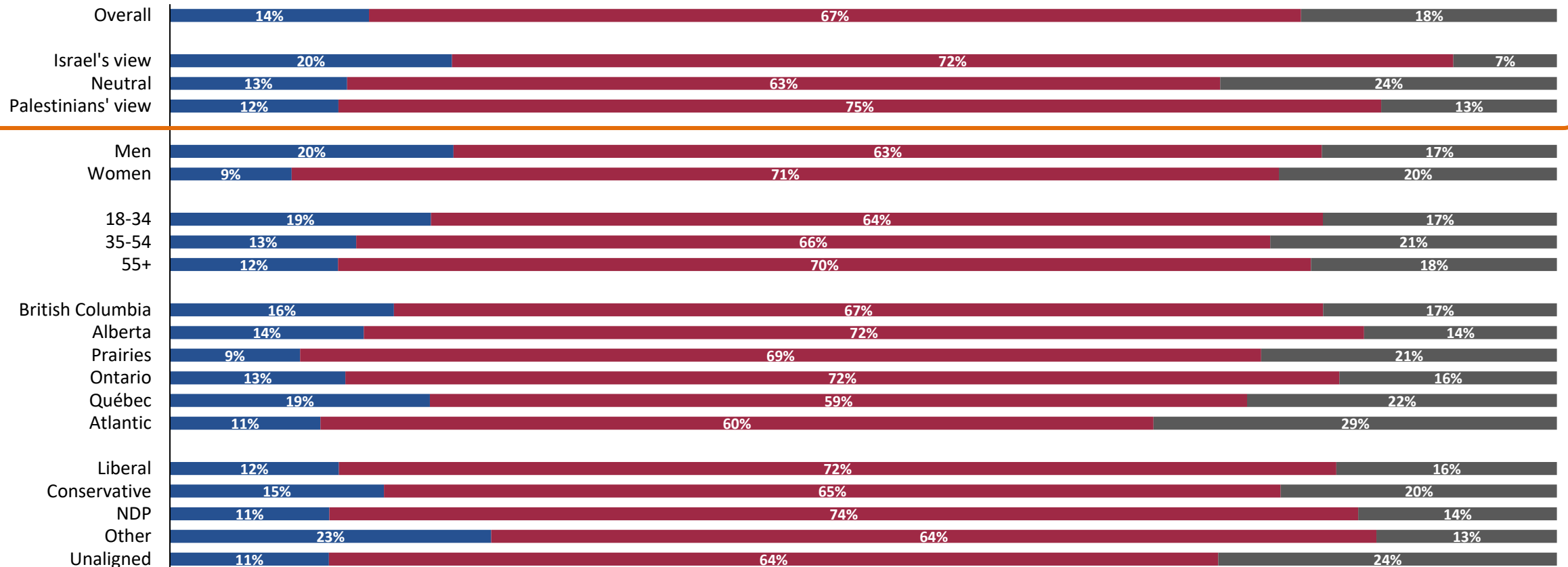
Those taking the Palestinians' view are more likely than those taking Israel's view to disagree with this statement



Regardless of your own opinions, do you think people in Canada should be allowed to express each of the following in public, even if it might offend others?

[asked of all respondents, n=1,000]

## Speech that calls Jews a threat to Canadian society



■ Yes, this should be allowed

■ No, this should not be allowed

■ Don't know

# Speech That Calls Muslims a Threat to Canadian Society:

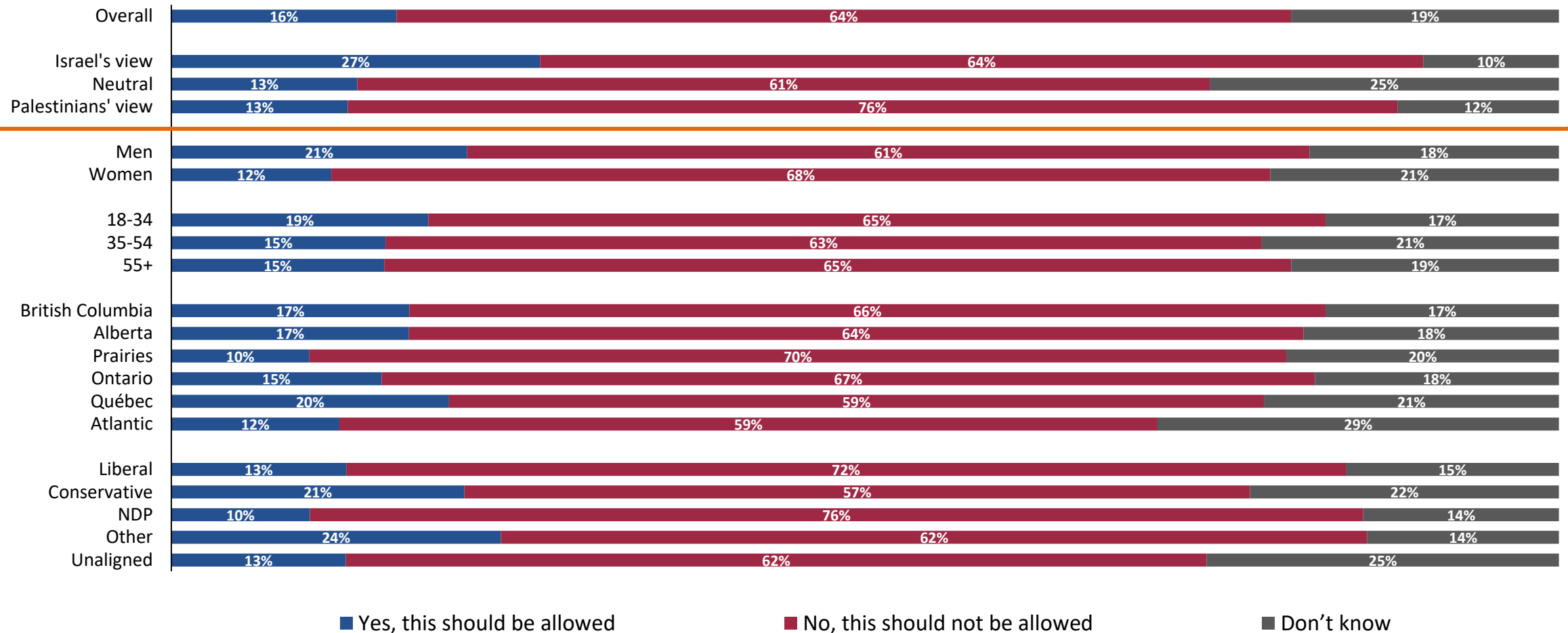
1-in-4 Israel's supporters think speech that calls Muslims a threat to Canadian society should be allowed



Regardless of your own opinions, do you think people in Canada should be allowed to express each of the following in public, even if it might offend others?

[asked of all respondents, n=1,000]

## Speech that calls Muslims a threat to Canadian society

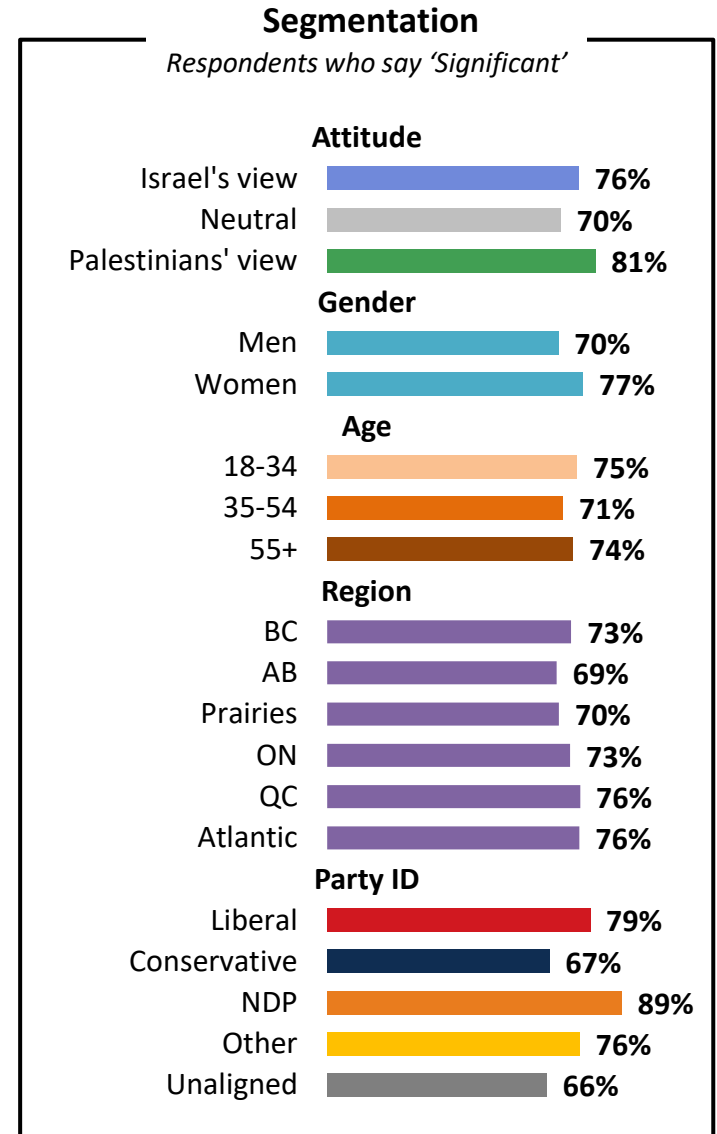
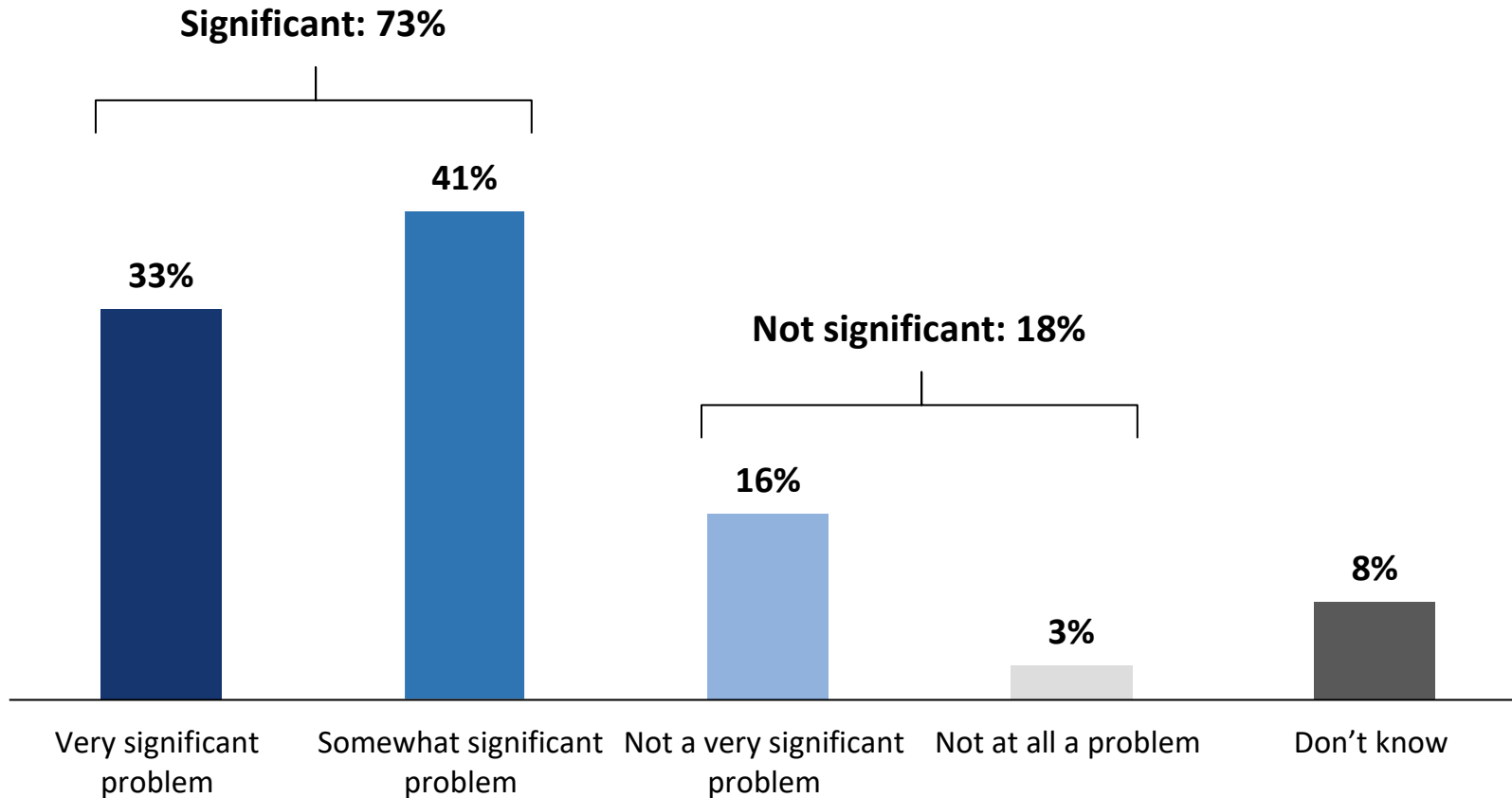


# Attitude towards Hate, Discrimination, and Violence:

3-in-4 think hate, discrimination, and violence is a significant problem, consistent across segments

**Q** In recent years, Canadians of different origins have sometimes experienced hate, discrimination, or violence, based on conflicts or events in their countries of origin. For example, Asian-Canadians after the COVID-19 outbreak, Russian-Canadians after Russia’s full-scale invasion of Ukraine, Muslim-Canadians after the start of the war in Gaza, and Jewish-Canadians after the same.

How significant of a problem do you think this type of hate, discrimination, or violence, is in Canada?  
[asked of all respondents, n=1,000]

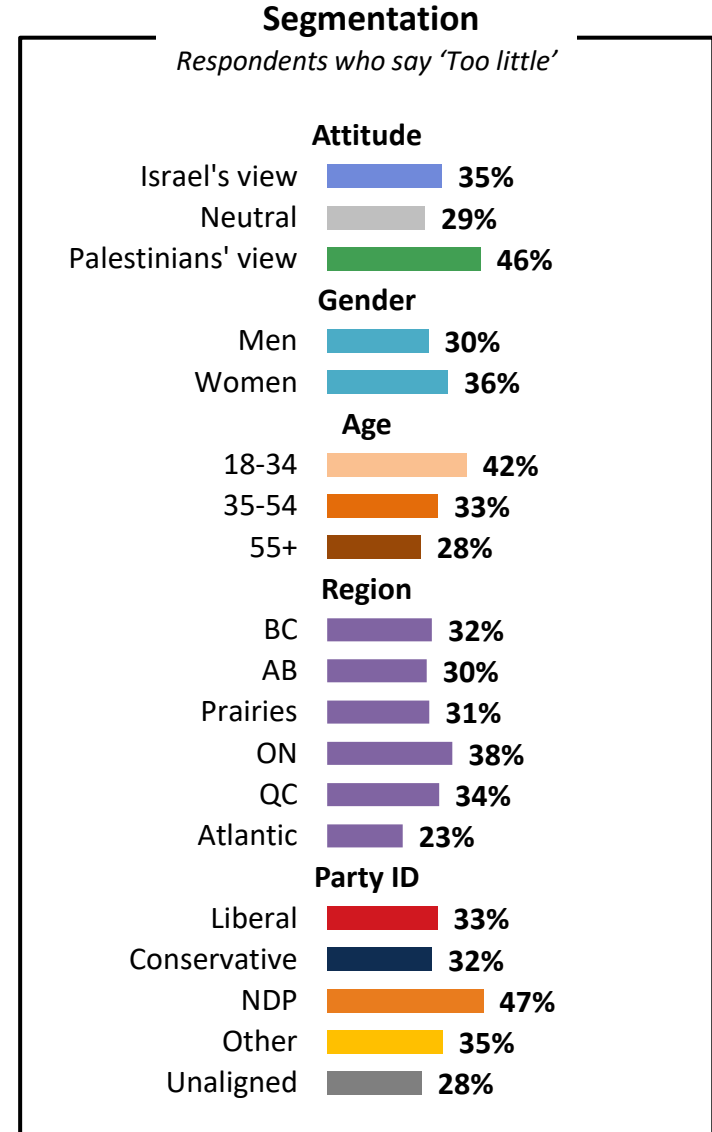
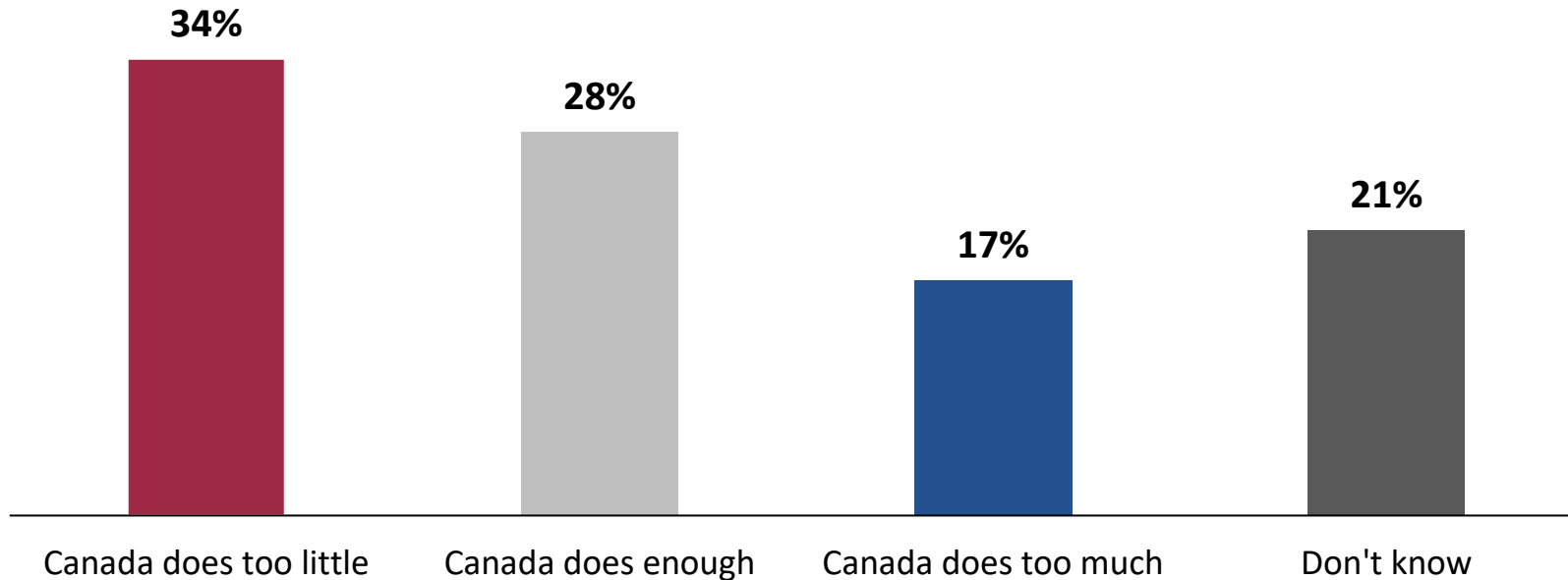


# Canada Doing Too Much/Too Little:

## Palestinians' supporters most likely to think that Canada does too little



Do you think Canada currently does enough, too much, or too little, when it comes to protecting Canadians of different backgrounds from disputes or conflicts arising from events happening in their countries of origin?  
[asked of all respondents, n=1,000]





# Protests

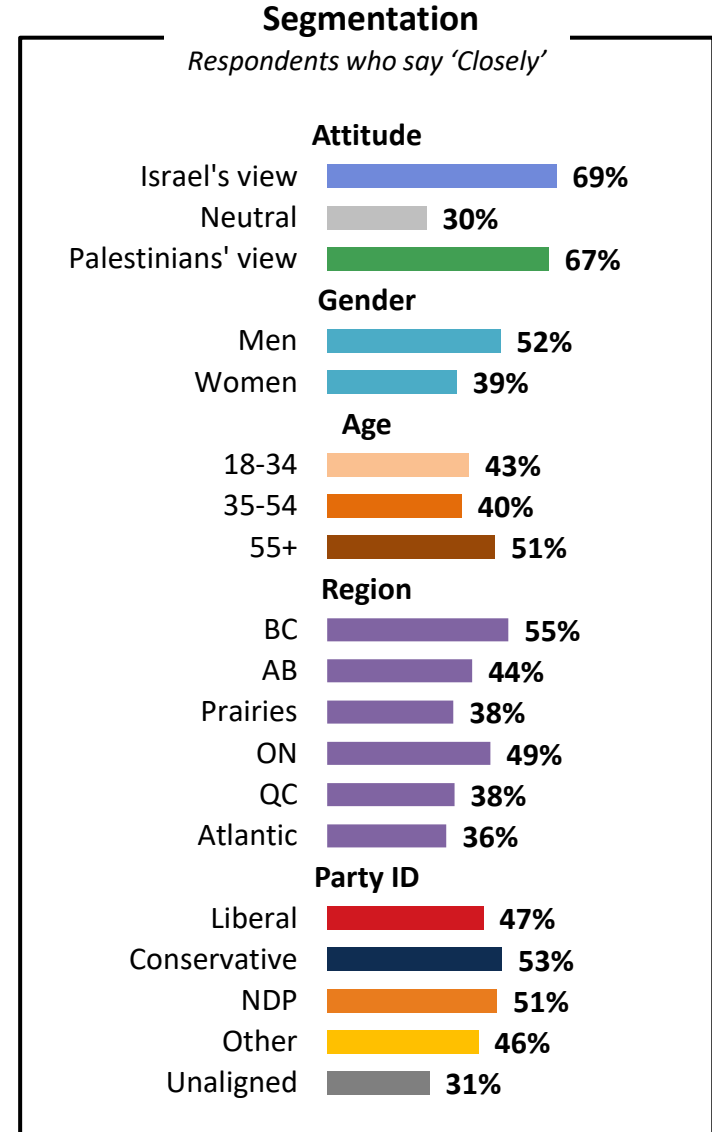
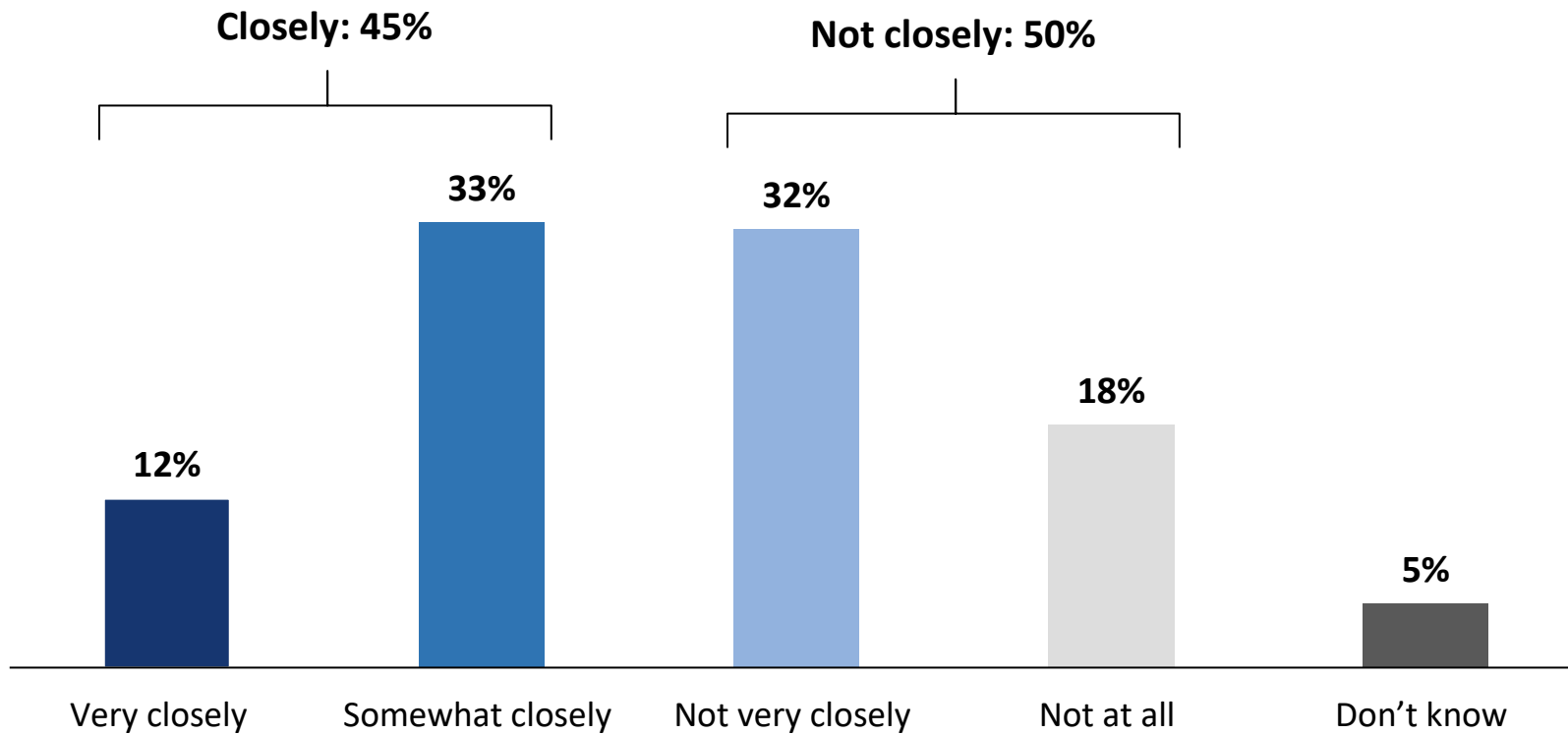
The background of the slide is a solid dark blue color. It features several faint, light blue circles of varying sizes scattered across the surface, creating a subtle pattern.

# Engagement with the Protests:

45% have been following the protests closely, higher among those taking a view



Recently, the war in Gaza sparked protests in Canada. How closely have you been following news about the protests?  
[asked of all respondents, n=1,000]



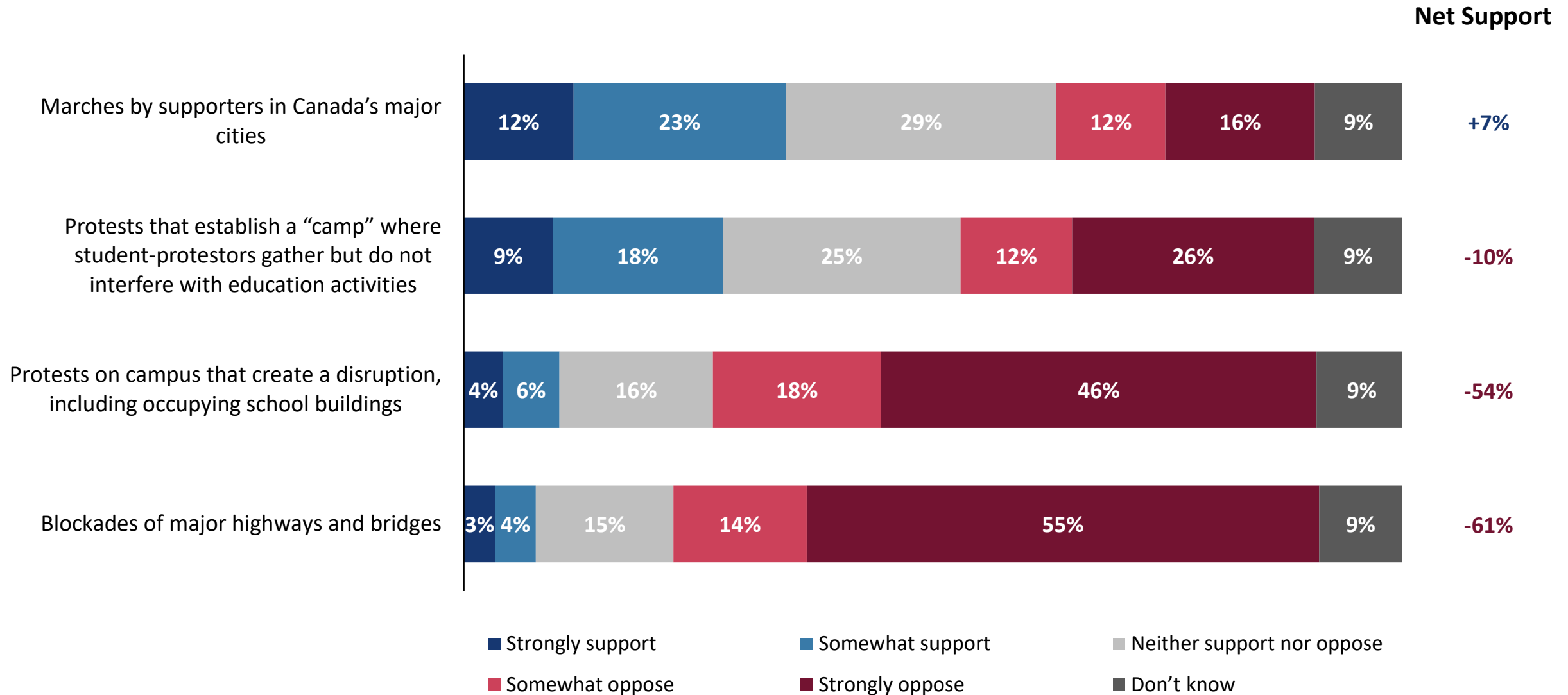
# Support for Pro-Israeli Protestors:

Net support negative for all types of pro-Israeli protests except marches in Canada's major cities



Do you support or oppose pro-Israeli protestors undertaking the following activities to advance their concerns?

[asked of all respondents, n=1,000]



# Pro-Israeli Marches:

Net support equal at +15% for both Israel's and the Palestinians' supporters

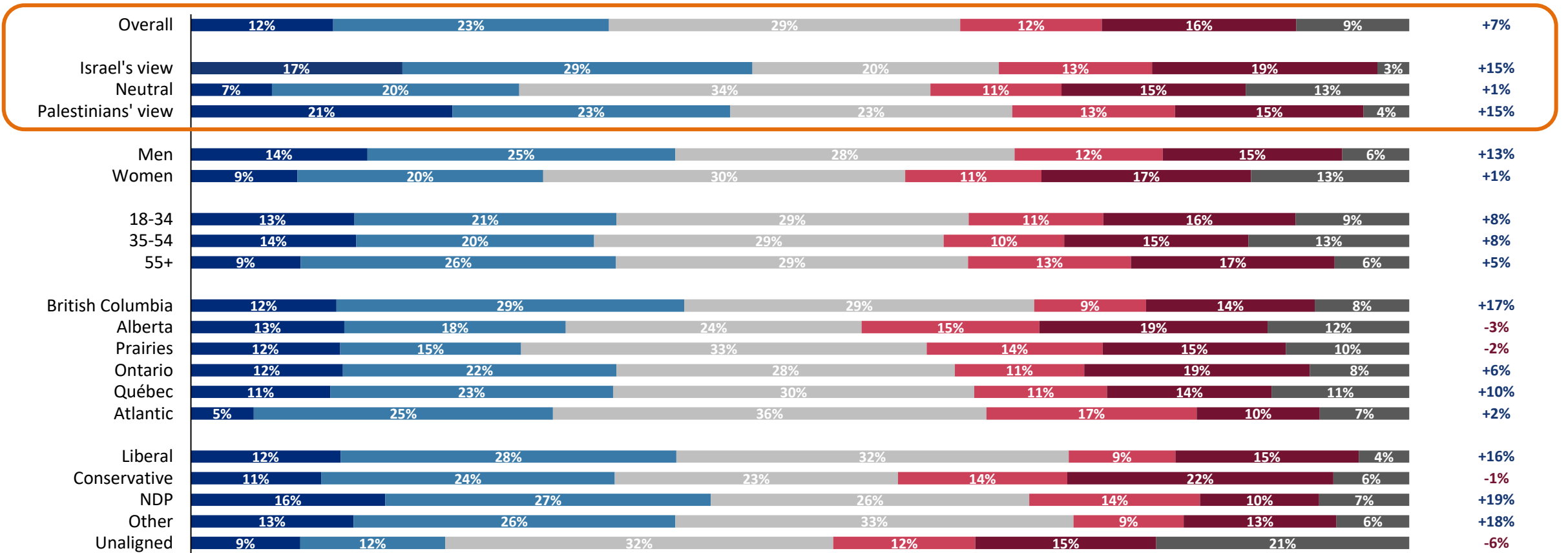


Do you support or oppose pro-Israeli protestors undertaking the following activities to advance their concerns?

[asked of all respondents, n=1,000]

## Marches by Supporters in Canada's Major Cities

Net Support



Strongly support   Somewhat support   Neither support nor oppose   Somewhat oppose   Strongly oppose   Don't know

# Pro-Israeli Protests That Do Not Interfere with Education Activities:

Those siding with Palestinians are more open to non-disruptive pro-Israeli protests than those siding with Israel

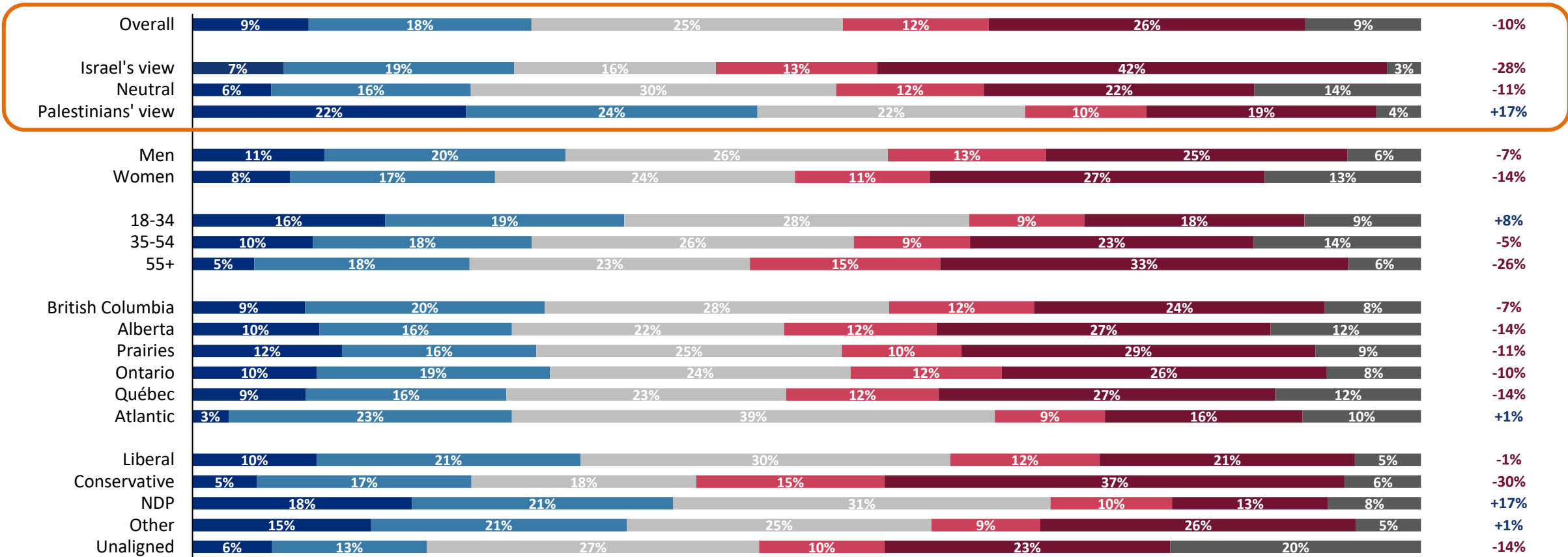


Do you support or oppose pro-Israeli protestors undertaking the following activities to advance their concerns?

[asked of all respondents, n=1,000]

## Protests that establish a “camp” where student-protestors gather but do not interfere with education activities

Net Support



Strongly support   Somewhat support   Neither support nor oppose   Somewhat oppose   Strongly oppose   Don't know

# Pro-Israeli Protests That Create a Disruption on Campus:

Most oppose — but there are higher relative levels of support among those taking the Palestinians' view

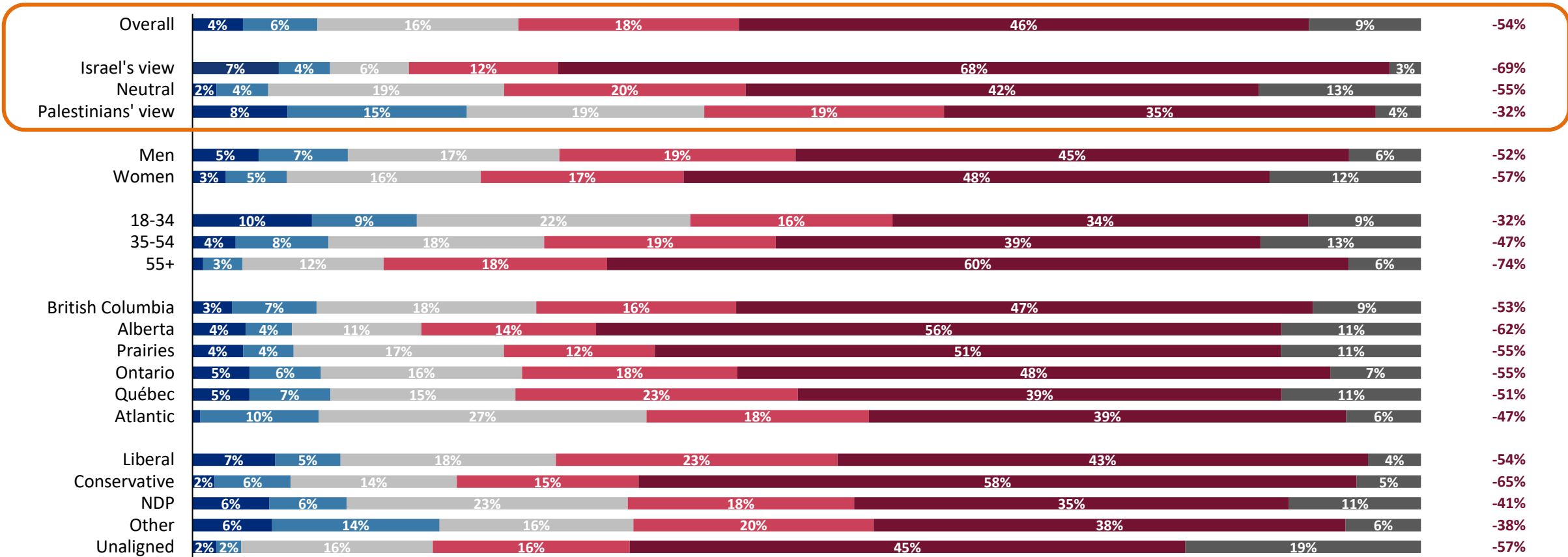


Do you support or oppose pro-Israeli protestors undertaking the following activities to advance their concerns?

[asked of all respondents, n=1,000]

## Protests on campus that create a disruption, including occupying school buildings

Net Support



■ Strongly support  
 ■ Somewhat support  
 ■ Neither support nor oppose  
 ■ Somewhat oppose  
 ■ Strongly oppose  
 ■ Don't know

# Pro-Israeli Blockades:

## Net support for pro-Israeli blockades highly negative across all segments

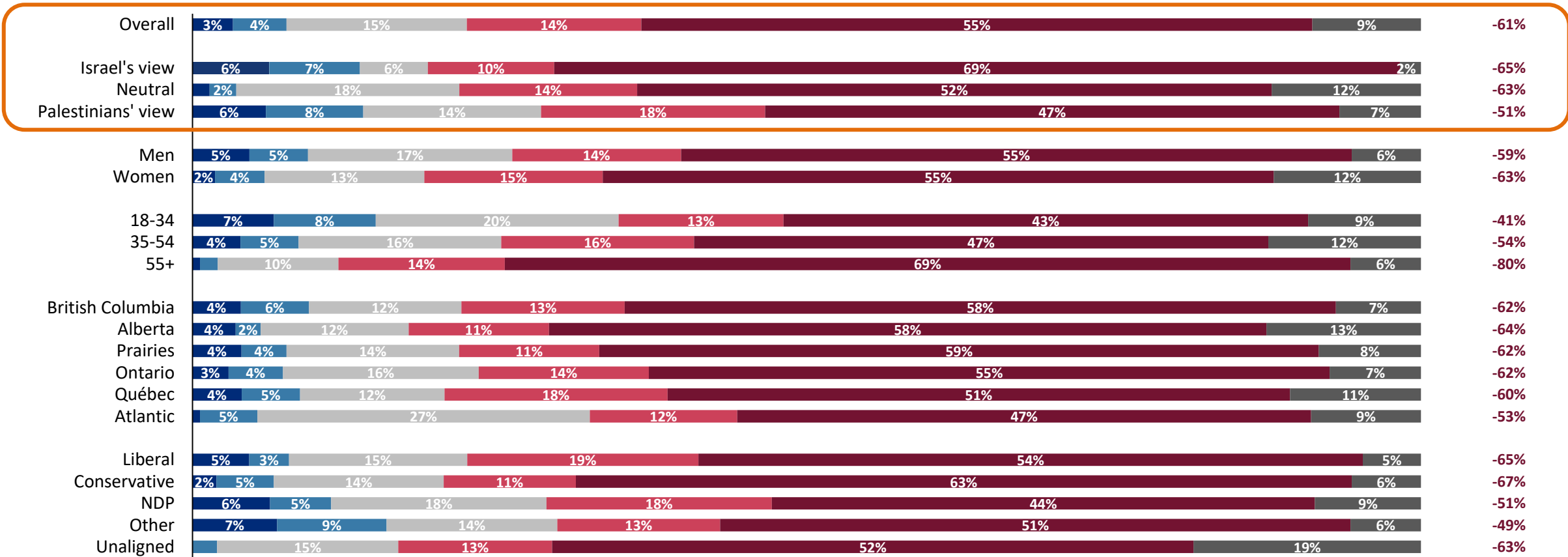


Do you support or oppose pro-Israeli protestors undertaking the following activities to advance their concerns?

[asked of all respondents, n=1,000]

### Blockades of major highways and bridges

Net Support



■ Strongly support  
 ■ Somewhat support  
 ■ Neither support nor oppose  
 ■ Somewhat oppose  
 ■ Strongly oppose  
 ■ Don't know

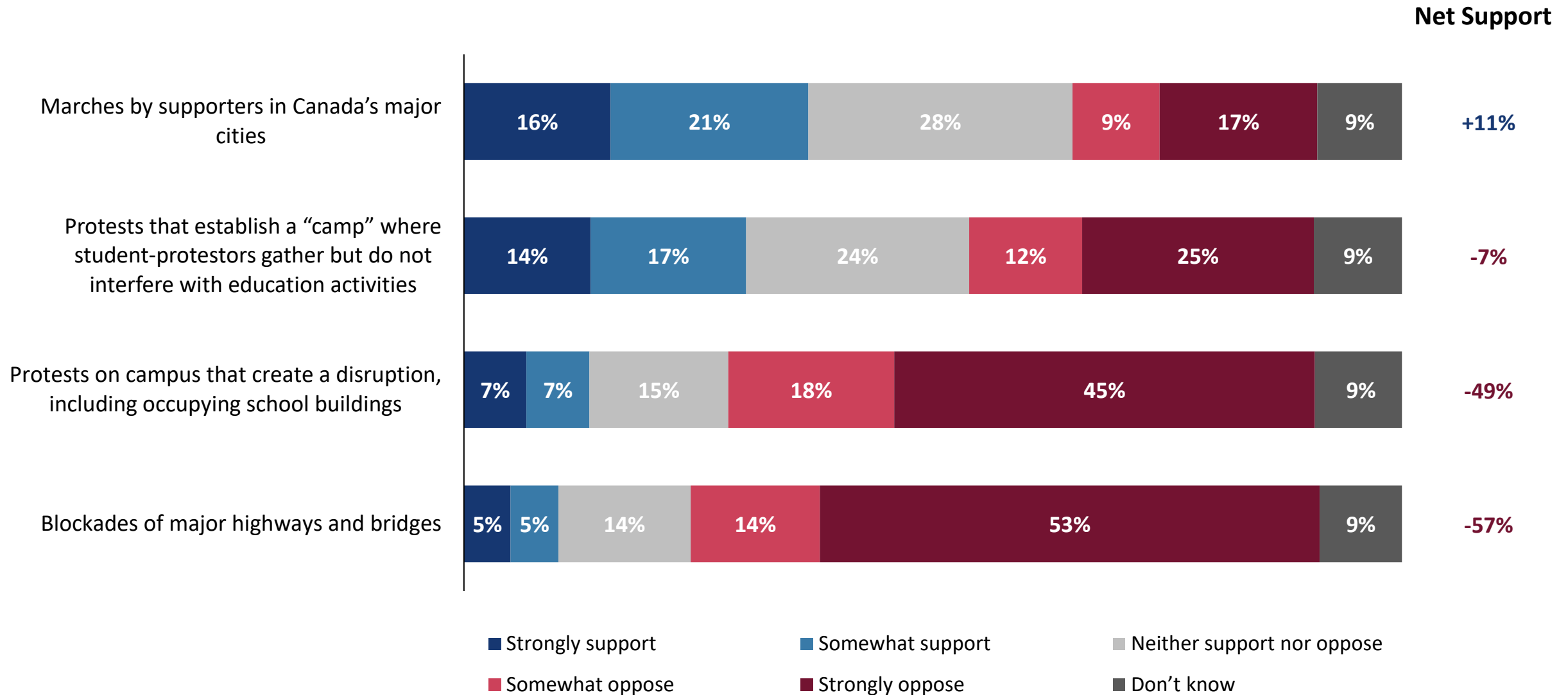
# Support for Pro-Palestinian Protestors:

Net support negative for all types of pro-Palestinian protests except marches in Canada's major cities



Do you support or oppose pro-Palestinian protestors undertaking the following activities to advance their concerns?

[asked of all respondents, n=1,000]





# Pro-Palestinian Marches:

Those taking Israel's view are unlikely to support pro-Palestinian marches

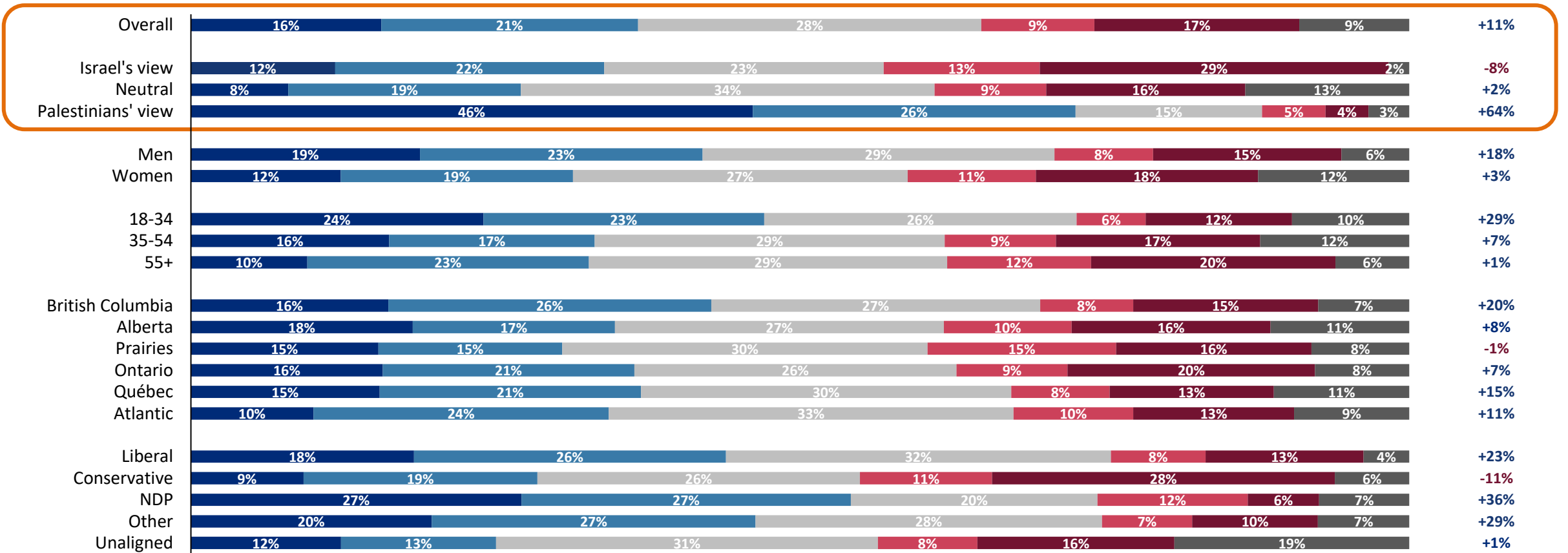


Do you support or oppose pro-Palestinian protestors undertaking the following activities to advance their concerns?

[asked of all respondents, n=1,000]

## Marches by Supporters in Canada's Major Cities

Net Support



■ Strongly support  
 ■ Somewhat support  
 ■ Neither support nor oppose  
 ■ Somewhat oppose  
 ■ Strongly oppose  
 ■ Don't know

# Pro-Palestinian Protests That Do Not Interfere with Education Activities:

Majority of Israel's supporters do not support non-disruptive pro-Palestinian campus protests

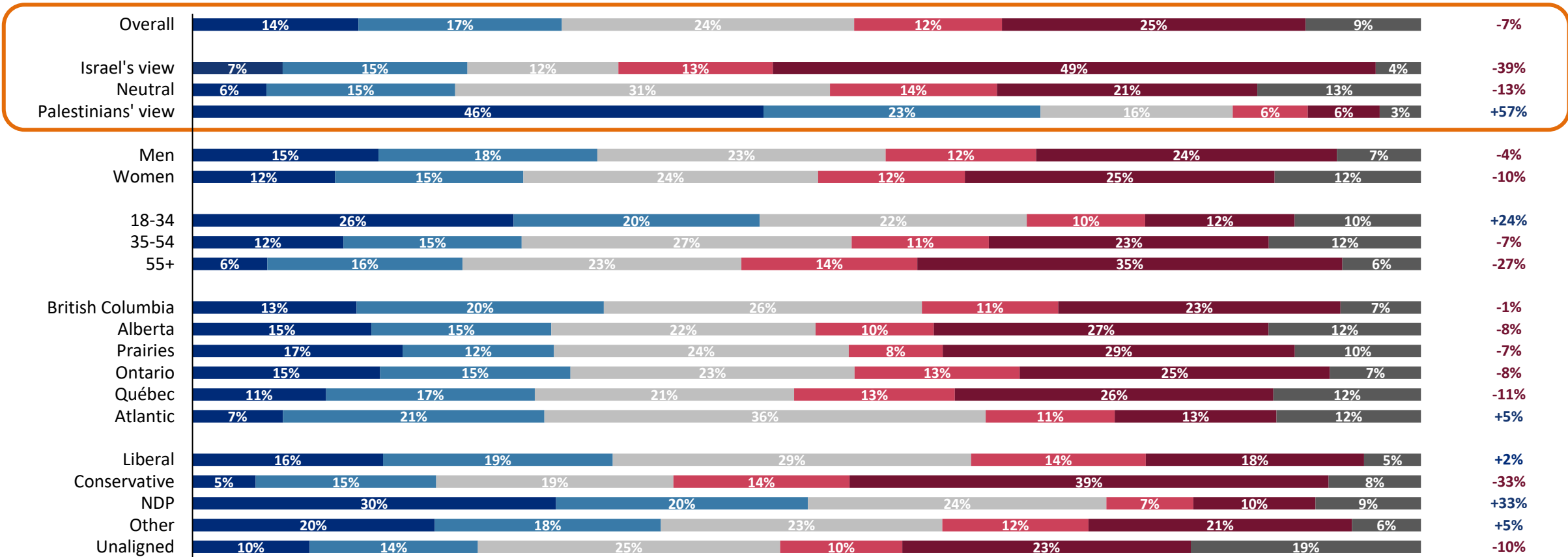


Do you support or oppose pro-Palestinian protestors undertaking the following activities to advance their concerns?

[asked of all respondents, n=1,000]

## Protests that establish a “camp” where student-protestors gather but do not interfere with education activities

Net Support



■ Strongly support  
 ■ Somewhat support  
 ■ Neither support nor oppose  
 ■ Somewhat oppose  
 ■ Strongly oppose  
 ■ Don't know

# Pro-Palestinian Protests That Create a Disruption on Campus:

Only the Palestinians' supporters demonstrate positive (+1%) net support for disruptive pro-Palestinian protests

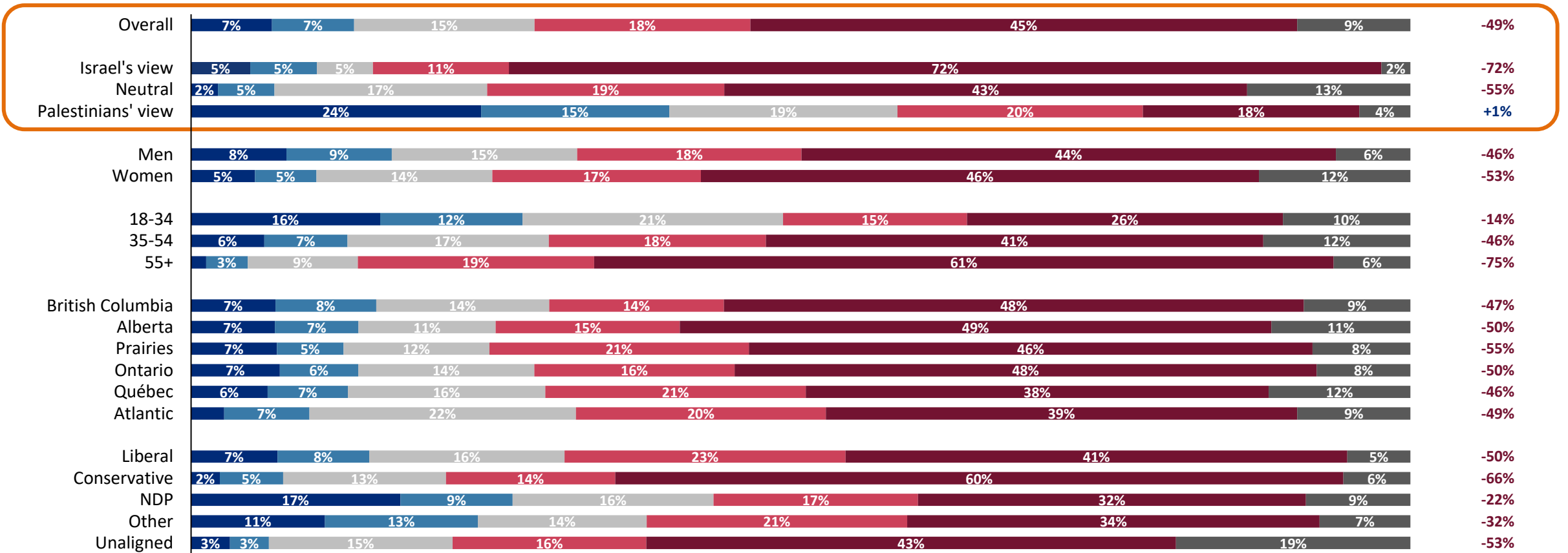


Do you support or oppose pro-Palestinian protestors undertaking the following activities to advance their concerns?

[asked of all respondents, n=1,000]

## Protests on campus that create a disruption, including occupying school buildings

Net Support



Strongly support   Somewhat support   Neither support nor oppose   Somewhat oppose   Strongly oppose   Don't know

# Pro-Palestinian Blockades:

Net support for pro-Palestinian blockades highly negative across all segments

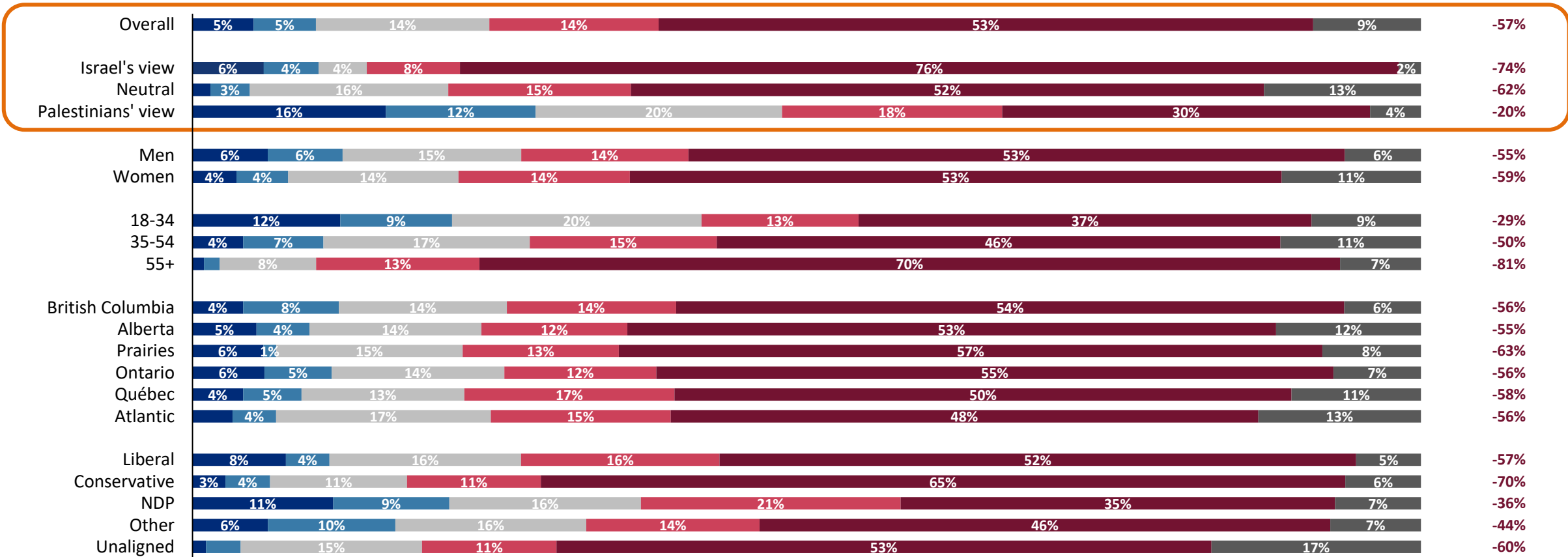


Do you support or oppose pro-Palestinian protestors undertaking the following activities to advance their concerns?

[asked of all respondents, n=1,000]

## Blockades of major highways and bridges

Net Support



■ Strongly support ■ Somewhat support ■ Neither support nor oppose ■ Somewhat oppose ■ Strongly oppose ■ Don't know

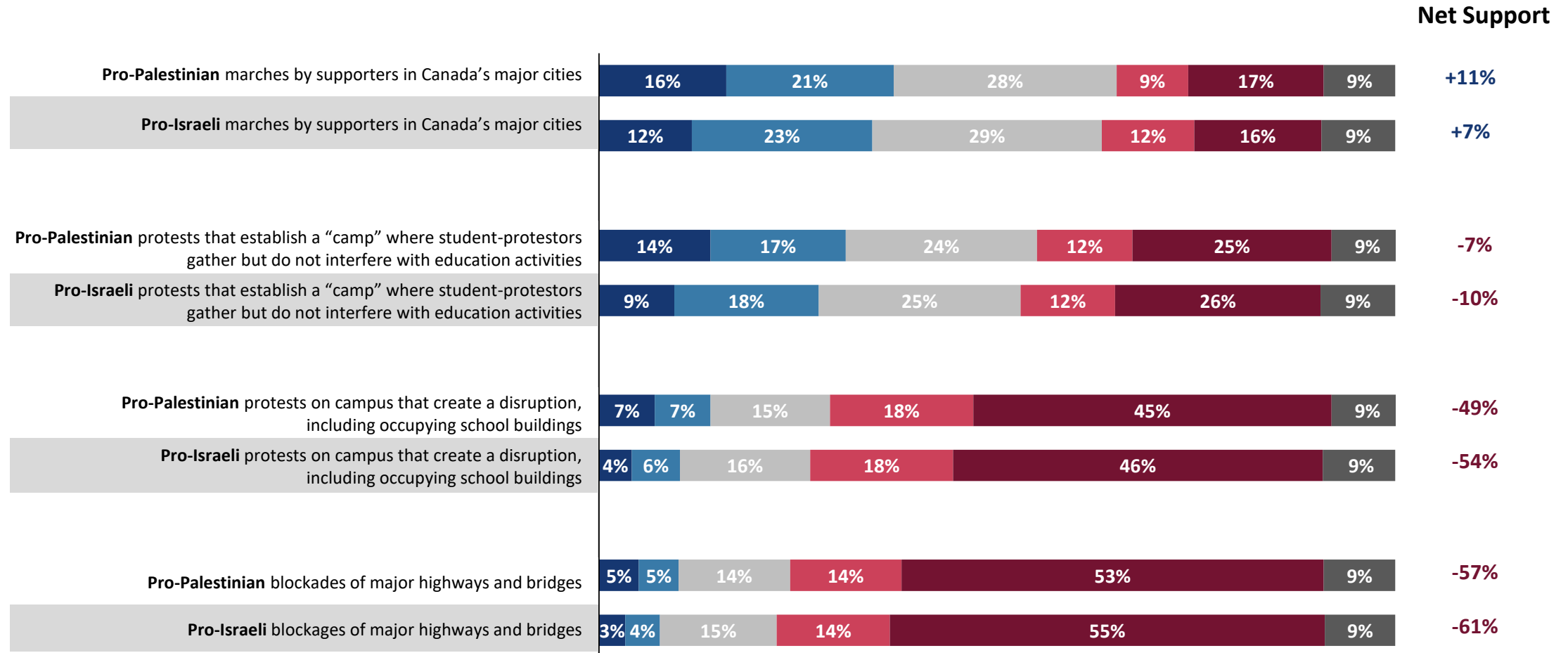
# Protest Reaction Comparison

# Pro-Israeli/Pro-Palestinian Protest Comparison:

A plurality only support marches from either protest group



Do you support or oppose:



■ Strongly support  
■ Neither support nor oppose  
■ Strongly oppose

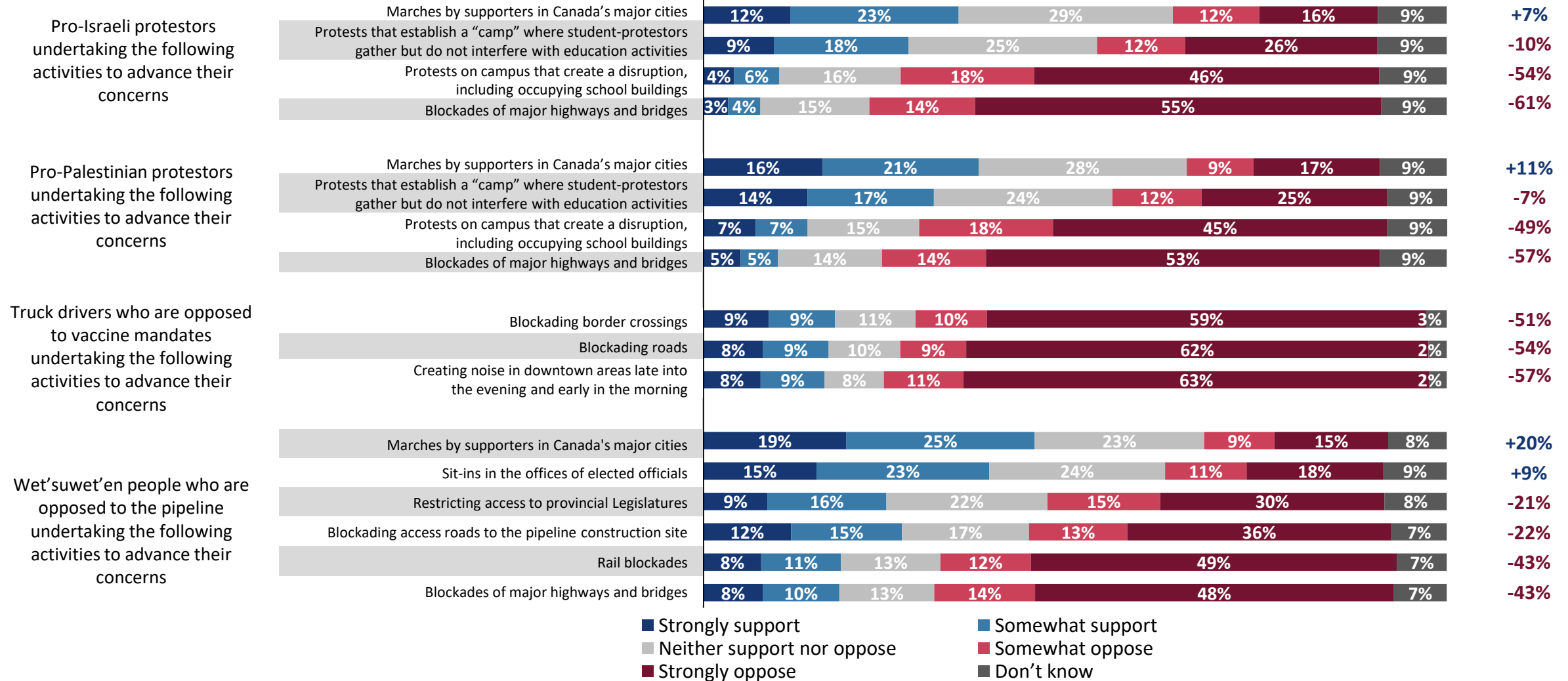
■ Somewhat support  
■ Somewhat oppose  
■ Don't know

# Comparison to Previous Protests:

Pro-Israeli/pro-Palestinian protest support closer to Wet'suwet'en protests and higher than truck drivers' protests

**Q** Do you support or oppose:

**Net Support**



# Methodologies



# 2024 Survey Methodology



**These are the results of an online survey conducted between May 16<sup>th</sup> and May 28<sup>th</sup>, 2024.**

**Method:** This online survey was conducted using INNOVATIVE’s Canada 20/20 national research panel with additional respondents from Lucid, a leading provider of online samples. Each survey is administered to a series of randomly selected samples from the panel and weighted to ensure that the overall sample’s composition reflects that of the actual Canadian population according to Census data to provide results that are intended to approximate a probability sample.

**Sample Size:** n=1,872 Canadian citizens, 18 years or older. The results are nationally weighted to n=1,000 based on Census data from Statistics Canada.

**Field Dates:** May 16<sup>th</sup> and May 28<sup>th</sup>, 2024.

**Weighting:** Results for Canada are weighted by age, gender, region, education, and self-reported federal past vote to ensure that the overall sample’s composition reflects that of the actual population according to Census data, in order to provide results that are intended to approximate a probability sample. Weighted and unweighted frequencies are reported in the table.

**Margin of Error:** This is a representative sample. However, since the online survey was not a random probability-based sample, a margin of error cannot be calculated. Statements about margins of sampling error or population estimates do not apply to most online panels.

**Note:** Graphs may not always total 100% due to rounding values rather than any error in data. Sums are added before rounding numbers.

	Unweighted (n)	Unweighted (%)	Weighted (n)	Weighted (%)
<b>Men 18-34</b>	183	9.8%	133	13.4%
<b>Men 35-54</b>	260	14.0%	158	15.9%
<b>Men 55+</b>	433	23.2%	192	19.3%
<b>Women 18-34</b>	228	12.2%	134	13.4%
<b>Women 35-54</b>	300	16.1%	164	16.5%
<b>Women 55+</b>	459	24.6%	213	21.4%
<b>Region</b>				
<b>BC</b>	341	18.2%	140	14.0%
<b>AB</b>	223	11.9%	112	11.2%
<b>Prairies</b>	117	6.3%	65	6.5%
<b>ON</b>	660	35.3%	386	38.6%
<b>QC</b>	398	21.3%	230	23.0%
<b>Atlantic</b>	133	7.1%	67	6.7%

# 2022 Survey Methodology



**These are the results of an online survey conducted between February 4<sup>th</sup> and February 14<sup>th</sup>, 2022.**

**Method:** This online survey was conducted using INNOVATIVE’s Canada 20/20 national research panel with additional respondents from Dynata, a leading provider of online samples. Each survey is administered to a series of randomly selected samples from the panel and weighted to ensure that the overall sample’s composition reflects that of the actual Canadian population according to Census data to provide results that are intended to approximate a probability sample.

**Sample Size:** n=1,598 Canadian citizens, 18 years or older. The results are nationally weighted to n=1,000 based on Census data from Statistics Canada.

**Field Dates:** February 4<sup>th</sup> and February 14<sup>th</sup>, 2024.

**Weighting:** Results for Canada are weighted by age, gender, region, and party identification to ensure that the overall sample’s composition reflects that of the actual population according to Census data, in order to provide results that are intended to approximate a probability sample. Weighted and unweighted frequencies are reported in the table.

**Margin of Error:** This is a representative sample. However, since the online survey was not a random probability-based sample, a margin of error cannot be calculated. Statements about margins of sampling error or population estimates do not apply to most online panels.

**Note:** Graphs may not always total 100% due to rounding values rather than any error in data. Sums are added before rounding numbers.

	Unweighted (n)	Unweighted (%)	Weighted (n)	Weighted (%)
<b>Men 18-34</b>	131	8.3%	137	13.9%
<b>Men 35-54</b>	221	13.9%	161	16.4%
<b>Men 55+</b>	369	23.3%	178	18.1%
<b>Women 18-34</b>	214	13.5%	137	14.0%
<b>Women 35-54</b>	296	18.7%	168	17.1%
<b>Women 55+</b>	355	22.4%	201	20.5%
<b>Region</b>				
<b>BC</b>	293	18.3%	132	13.2%
<b>AB</b>	163	10.2%	113	11.3%
<b>Prairies</b>	76	4.8%	66	6.6%
<b>ON</b>	682	42.7%	386	38.6%
<b>QC</b>	284	17.8%	235	23.5%
<b>Atlantic</b>	100	6.3%	69	6.9%

# 2020 Survey Methodology



**These are the results of an online survey conducted between March 13<sup>th</sup> and March 18<sup>th</sup>, 2020.**

**Method:** This online survey was conducted using INNOVATIVE’s Canada 20/20 national research panel with additional respondents from Lucid, a leading provider of online samples. Each survey is administered to a series of randomly selected samples from the panel and weighted to ensure that the overall sample’s composition reflects that of the actual Canadian population according to Census data to provide results that are intended to approximate a probability sample.

**Sample Size:** n=2,740 Canadian citizens, 18 years or older. The results are nationally weighted to n=1,200 based on Census data from Statistics Canada.

**Field Dates:** March 13<sup>th</sup> and March 18<sup>th</sup>, 2020.

**Weighting:** Results for Canada are weighted by age, gender, region, and party identification to ensure that the overall sample’s composition reflects that of the actual population according to Census data, in order to provide results that are intended to approximate a probability sample. Weighted and unweighted frequencies are reported in the table.

**Margin of Error:** This is a representative sample. However, since the online survey was not a random probability-based sample, a margin of error cannot be calculated. Statements about margins of sampling error or population estimates do not apply to most online panels.

**Note:** Graphs may not always total 100% due to rounding values rather than any error in data. Sums are added before rounding numbers.

	Unweighted (n)	Unweighted (%)	Weighted (n)	Weighted (%)
<b>Men 18-34</b>	297	10.8%	165	13.8%
<b>Men 35-54</b>	393	14.3%	201	16.7%
<b>Men 55+</b>	688	25.1%	217	18.1%
<b>Women 18-34</b>	313	11.4%	163	13.6%
<b>Women 35-54</b>	459	16.8%	208	17.4%
<b>Women 55+</b>	590	21.5%	245	20.4%
<b>Region</b>				
<b>BC</b>	511	18.6%	163	13.6%
<b>AB</b>	383	14.0%	136	11.3%
<b>Prairies</b>	116	4.2%	80	6.7%
<b>ON</b>	1,123	41.0%	459	38.3%
<b>QC</b>	286	10.4%	280	23.3%
<b>Atlantic</b>	321	11.7%	82	6.8%



For more information, please contact:

**Greg Lyle**

President

(416) 642-6429

[glyle@innovativeresearch.ca](mailto:glyle@innovativeresearch.ca)

**Max Wood**

Senior Consultant

(778) 928-3587

[mwood@innovativeresearch.ca](mailto:mwood@innovativeresearch.ca)

**Giorgi Buzaladze**

Senior Consultant

(364) 275-3913

[gbuzaladze@innovativeresearch.ca](mailto:gbuzaladze@innovativeresearch.ca)

**Building Understanding.**

