

Housing, Crime, and Homelessness

Public Opinion Research
Field Dates: July 6th, 2023 to August 1st, 2023
Release Date: December 13, 2023

Key Findings

1

Majority of Canadians think affordable housing is one of the most critical issues facing the country.

3-in-5 say affordable housing is one of the most important issues, while 16% think it is the single most important issue in the country. The number saying it is the most or one of the most important issues is higher among people living in British Columbia and Canadians aged 18-34. It is also higher among NDP partisans, and those living in Canada's three biggest cities.

2

Majority of every party affiliate supports interventionist housing policies.

Every party affiliate demonstrates over 50% support for building more affordable/social housing, foreign home-buyer prohibition, relaxing local laws and regulations for housing construction, and the Vacant Home Tax. NDP supporters are more likely than others to support more affordable/social housing units and the Vacant Home Tax.

3

Feelings of safety vary between genders, urban and rural communities, and political party identification.

1-in-10 Canadians say they feel unsafe in their community. Women (13%) are more likely to say they feel unsafe than men (10%). Canadians living in Québec and the Atlantic provinces are less likely to feel unsafe than those in other regions. Liberals are two times less likely to feel unsafe than Conservatives, who are more likely than others to consider crime as an important and critical issue in Canada.

4

Rural areas and small towns are just as likely to experience crime and homelessness as urban settings.

In small towns and rural areas, a higher percentage report being victims of crime or knowing someone who has been, compared to core big cities. Additionally, an equal percentage of individuals in small towns/rural areas and core big cities have experienced homelessness or know someone who has.

5

More than half of Canadians support Alberta's involuntary treatment approach to addiction.

Those who have had someone close to them struggling with homelessness are more likely than average to support Alberta's involuntary treatment approach to addiction. However, those who have experienced homelessness themselves are less likely to support this initiative and more likely to express that they think it is a very bad idea.

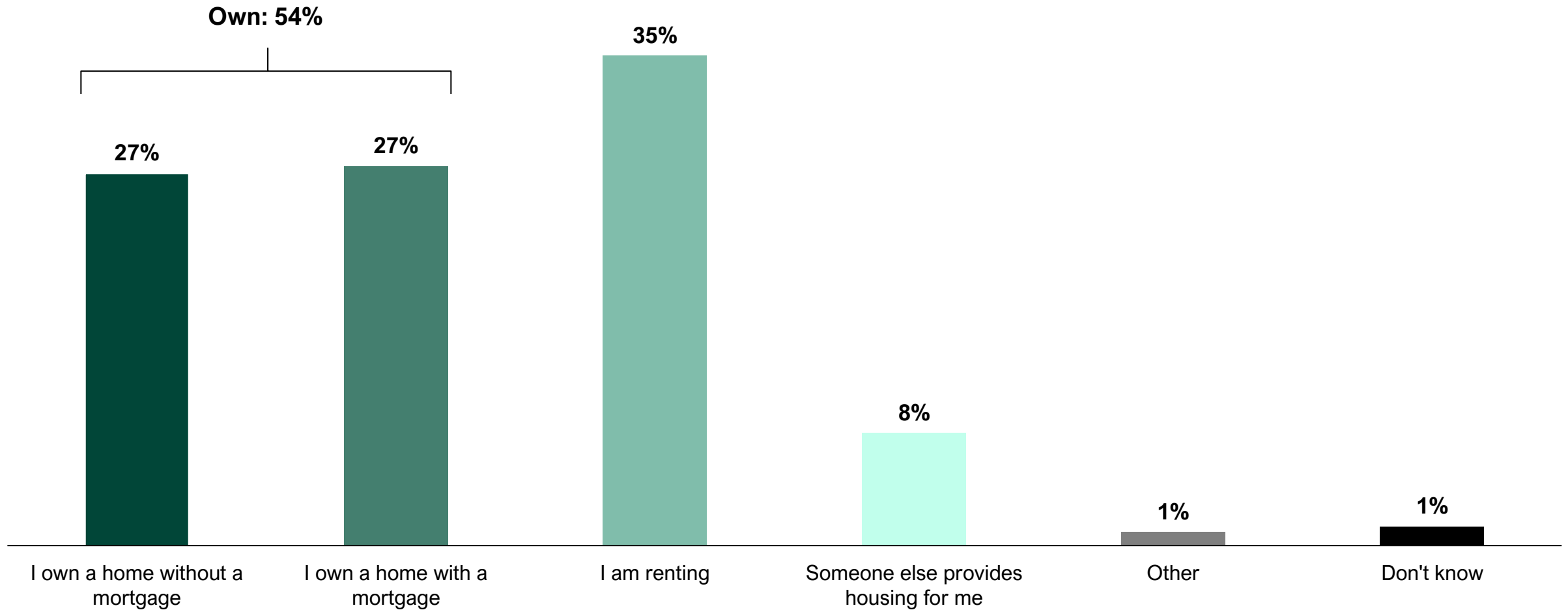
Housing

Own vs. Rent: Over half (54%) own a home, while 35% are renting



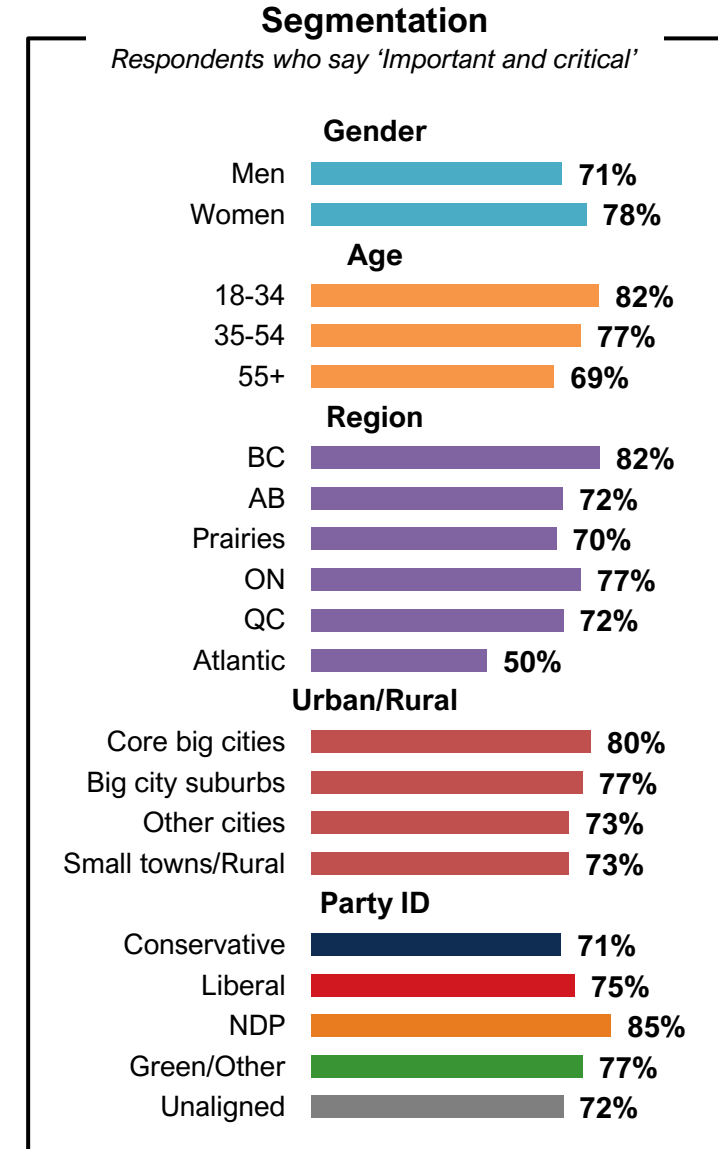
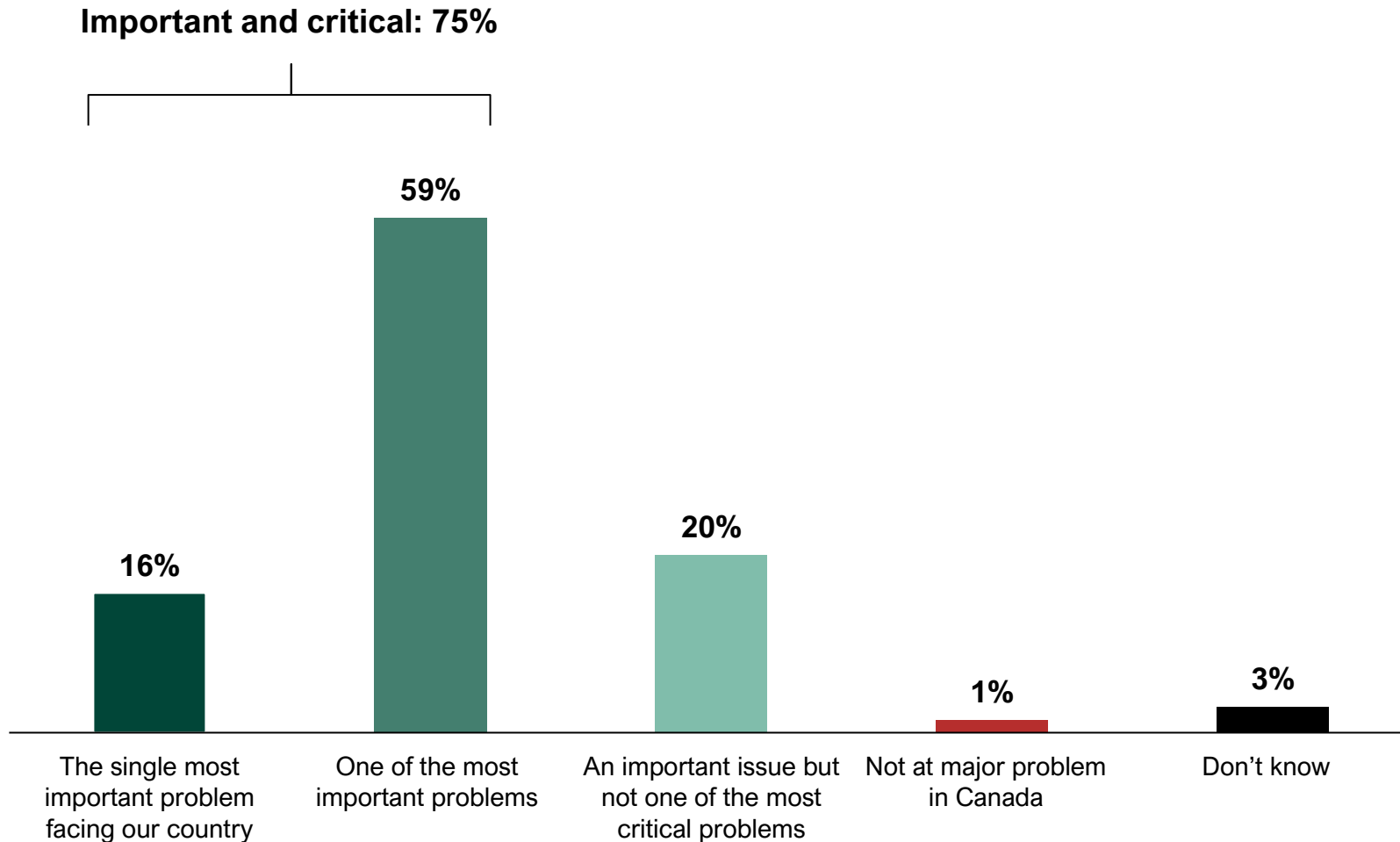
Which of the following best applies to your current situation?

[asked of all respondents, n=2,500]



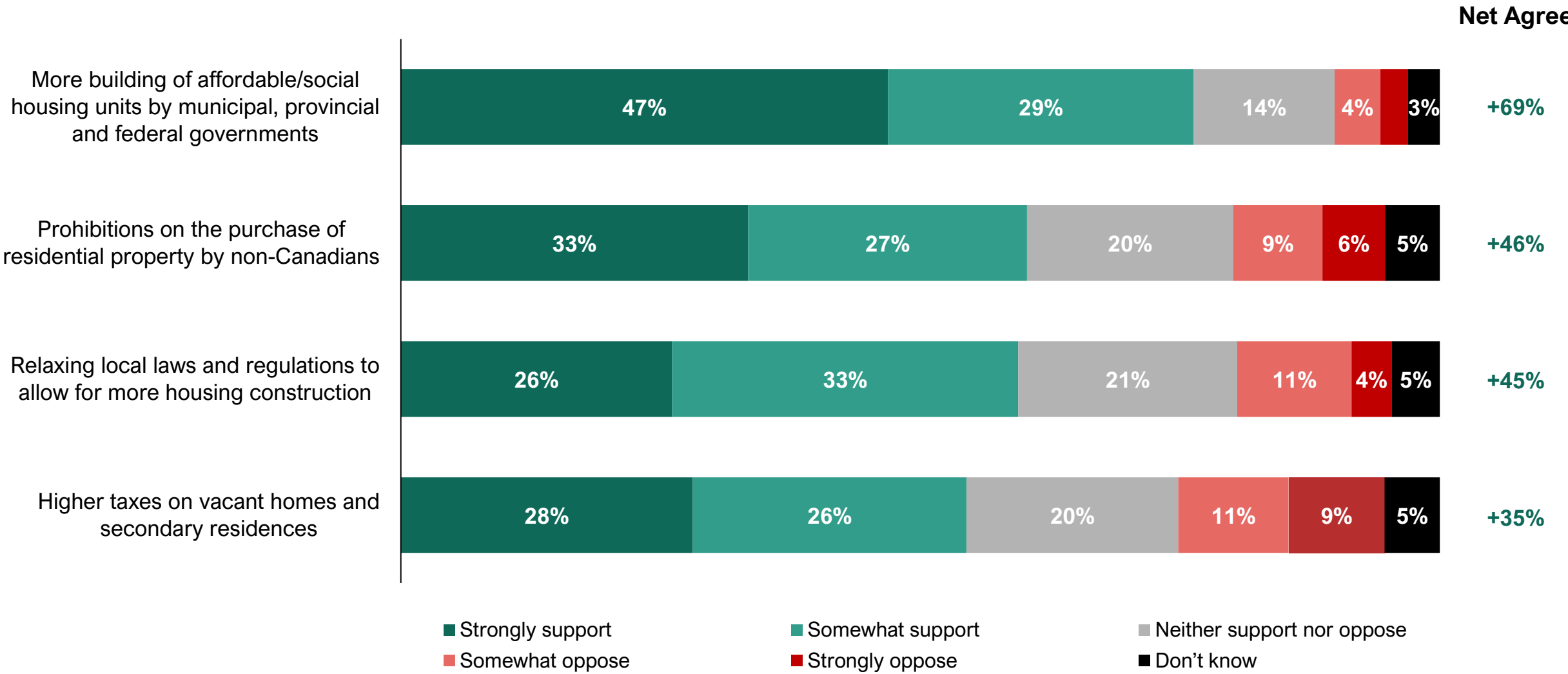
Affordable Housing Importance: 3-in-4 say affordable housing is an important and critical issue, highest among NDP

Q There has been a lot of talk in the media about the issue of affordable housing. How big an issue is affordable housing in Canada?
[asked of all respondents, n=2,500]




Housing Policies: Net support is highest for *more affordable/social housing units* at +69%

Q Do you support or oppose the following housing policies?
 [asked of all respondents, n=2,500]



Housing Policies by Gender, Age, and Region: 55+ are more likely than 18-34 to support a foreign home-buyer prohibition

 Do you support or oppose the following housing policies?
[asked of all respondents, n=2,500]

Total Support (%)	Gender		Age			Region					
	Men	Women	18-34	35-55	55+	BC	AB	Prairies	ON	QC	Atlantic
More building of affordable/social housing units by municipal, provincial and federal governments	74%	78%	73%	75%	80%	78%	75%	74%	75%	78%	81%
Prohibitions on the purchase of residential property by non-Canadians	63%	58%	51%	60%	67%	63%	64%	60%	62%	54%	63%
Relaxing local laws and regulations to allow for more housing construction	64%	55%	59%	58%	61%	64%	54%	53%	54%	69%	64%
Higher taxes on vacant homes and secondary residences	57%	52%	50%	54%	58%	61%	54%	55%	58%	45%	53%

Housing Policies by Urban Category and Party ID: Majority of every party affiliate supports all four policies

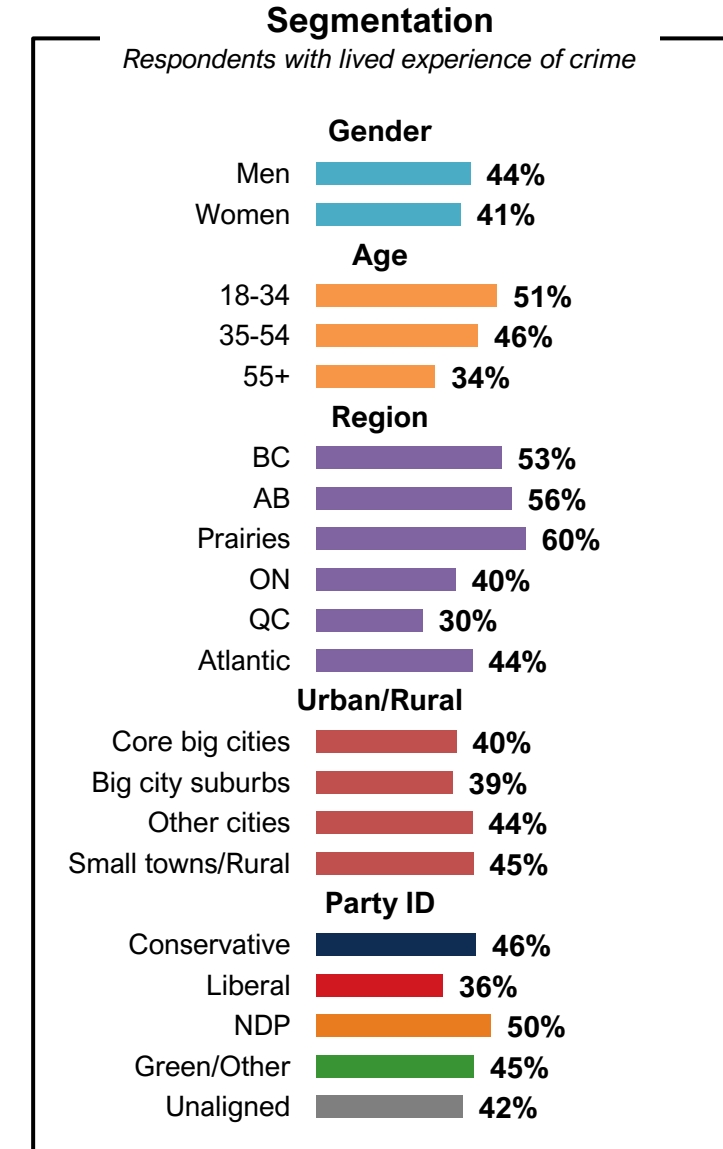
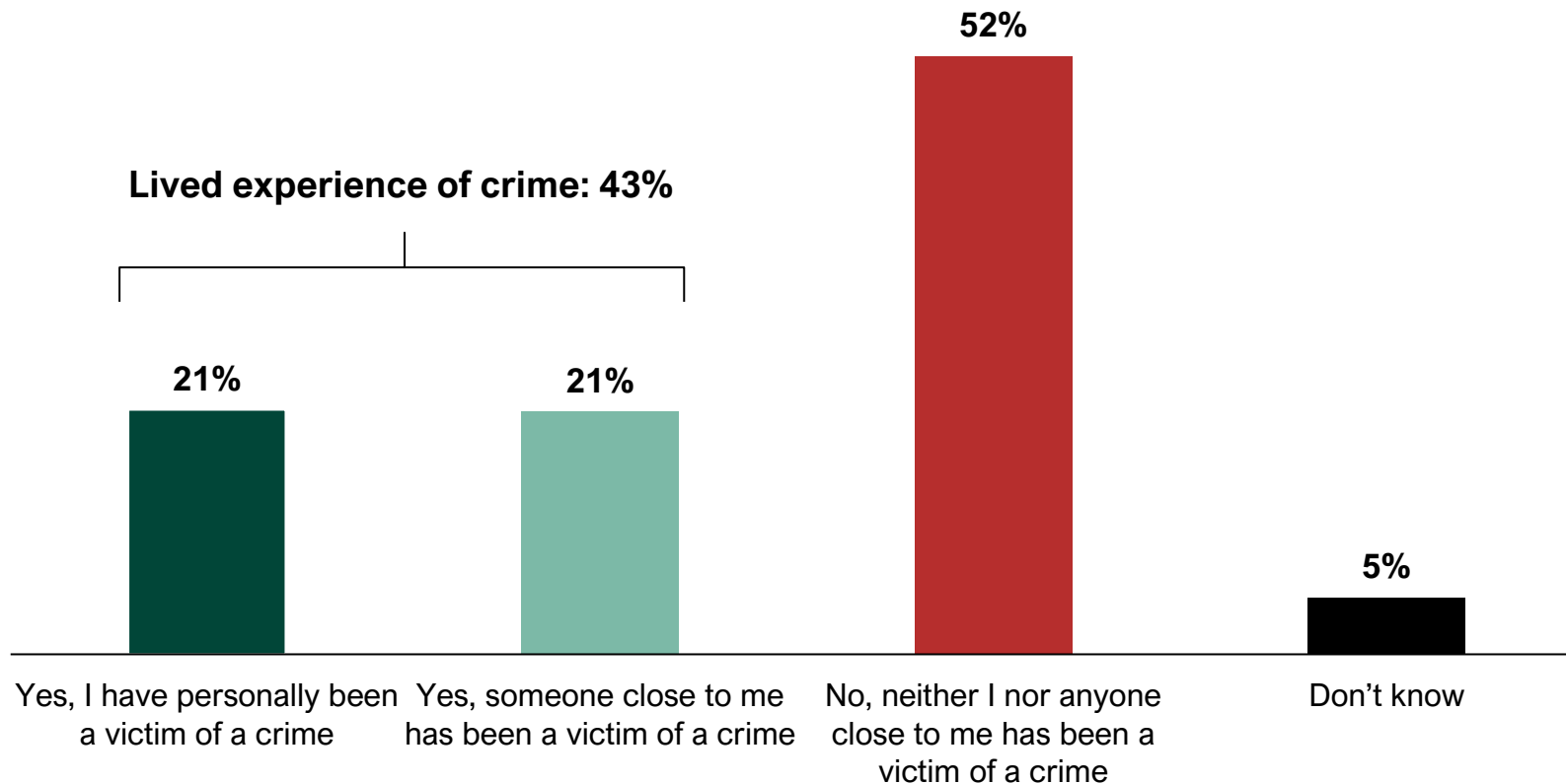
Q Do you support or oppose the following housing policies?
[asked of all respondents, n=2,500]

Total Support (%)	Urban Category				Housing Status				Party ID				
	Core big cities	Big city suburbs	Other cities	Small towns/Rural	Own w/ mortgage	Own w/o mortgage	Rent	Someone else provides	CPC	LPC	NDP	Green/Other	Unaligned
More building of affordable/social housing units by municipal, provincial and federal governments	75%	77%	78%	75%	75%	72%	81%	75%	72%	82%	87%	73%	69%
Prohibitions on the purchase of residential property by non-Canadians	60%	63%	61%	58%	65%	61%	60%	45%	66%	59%	63%	62%	53%
Relaxing local laws and regulations to allow for more housing construction	63%	60%	58%	58%	58%	57%	65%	54%	63%	63%	57%	62%	52%
Higher taxes on vacant homes and secondary residences	55%	59%	55%	50%	56%	52%	56%	51%	52%	58%	67%	56%	44%

Crime

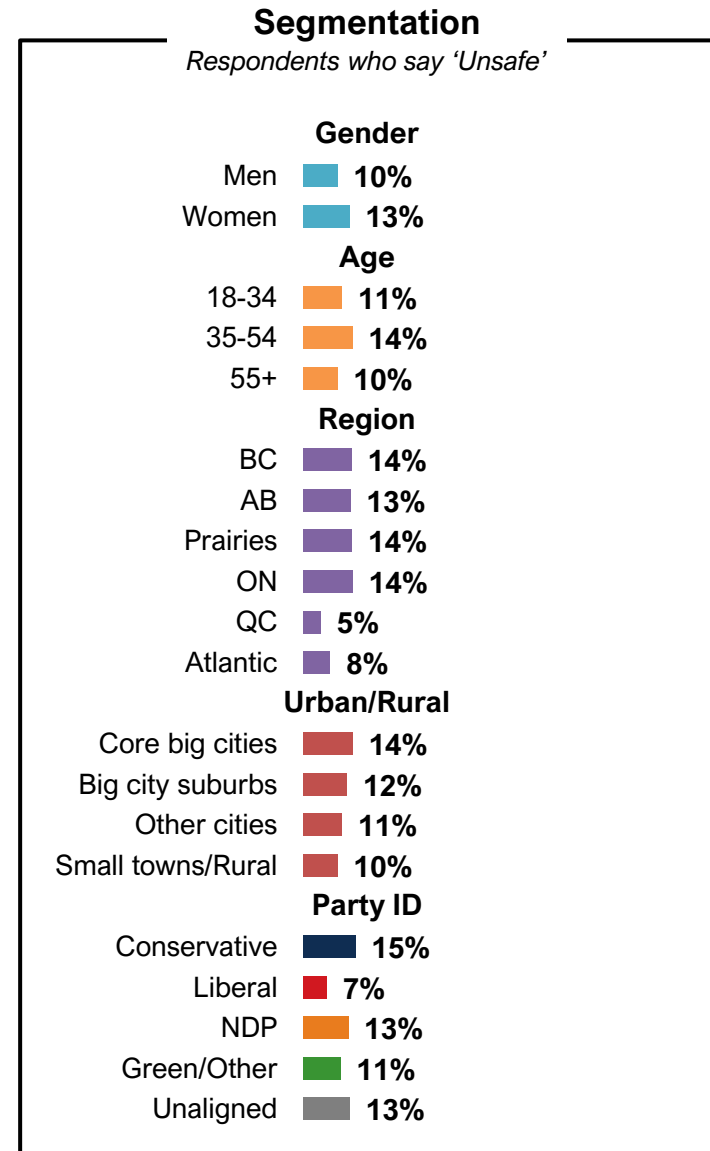
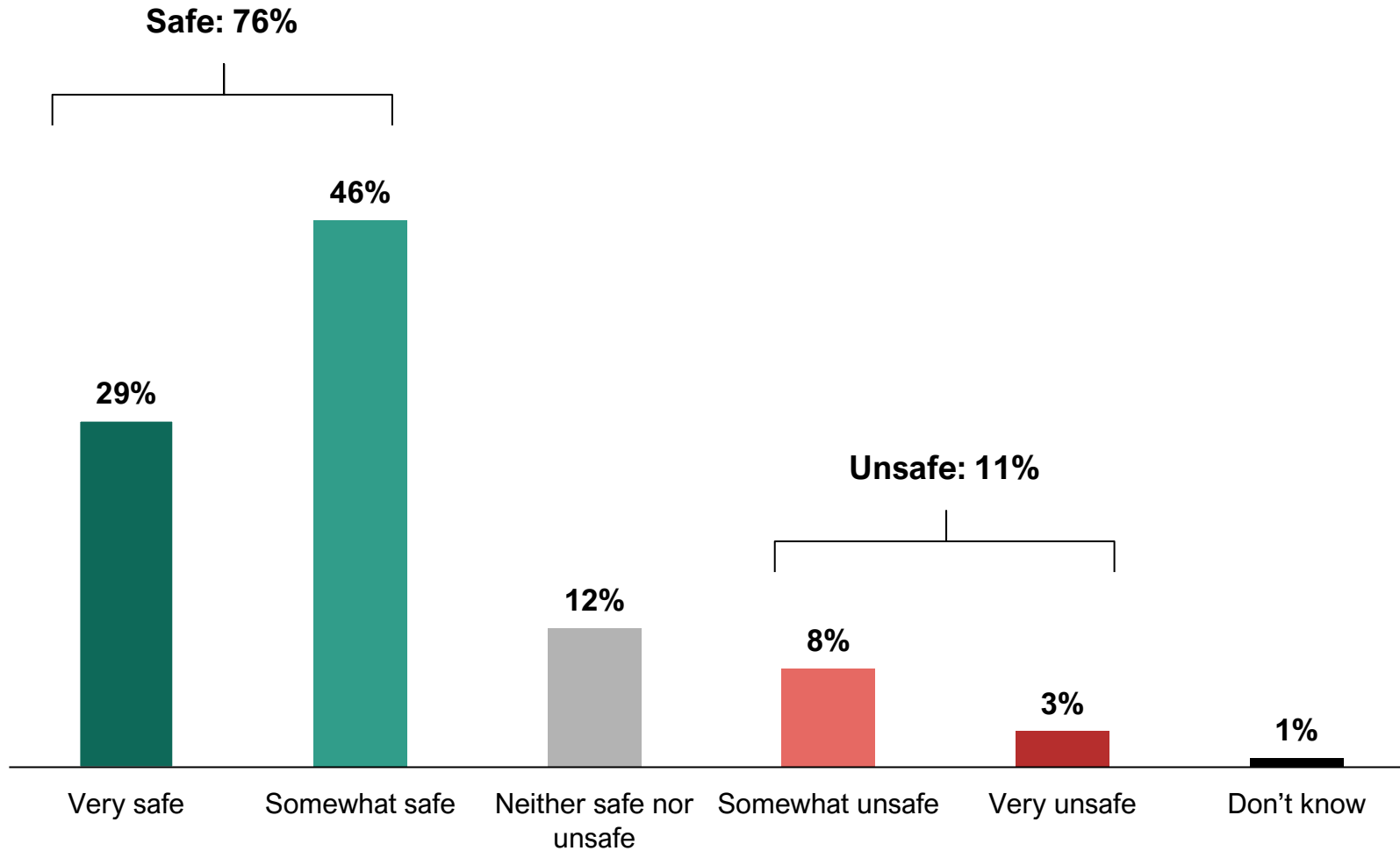
Lived Experience of Crime: 43% have lived experience as a victim of crime, highest among those in the Prairies

Q Have you or someone close to you ever been a victim of a crime?
[asked of all respondents, n=2,500]




Community Safety: 1-in-10 feel unsafe in their community

Q Generally speaking, how safe do you feel in your community?
[asked of all respondents, n=2,500]



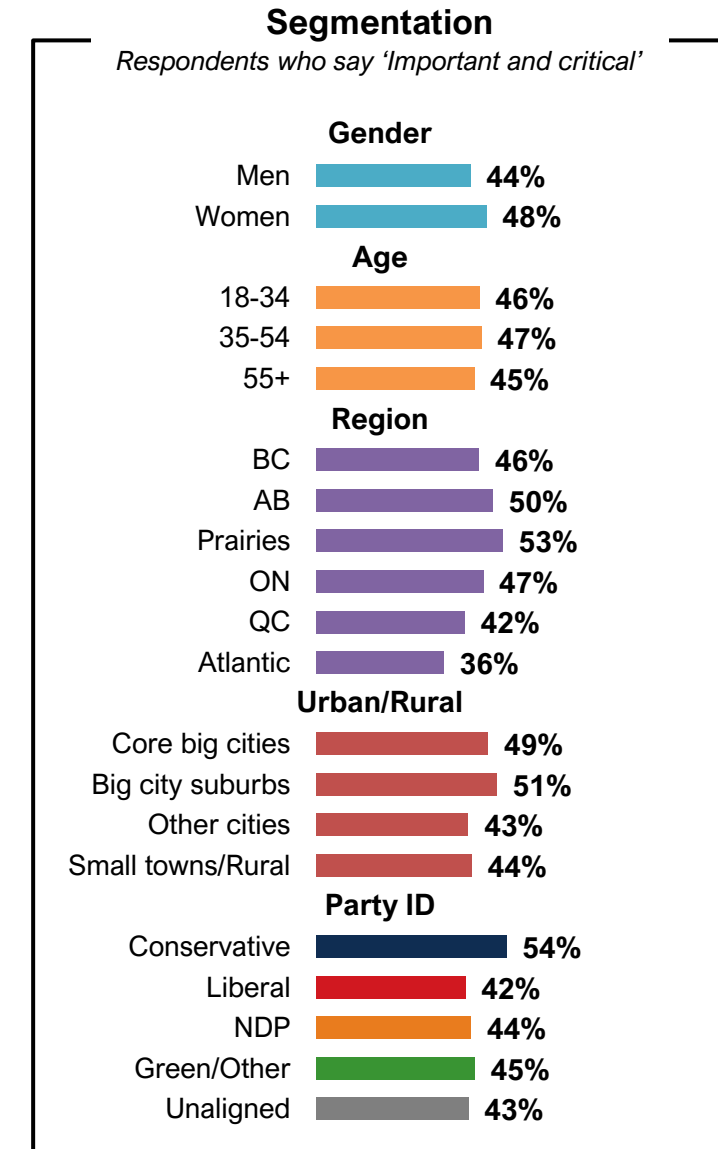
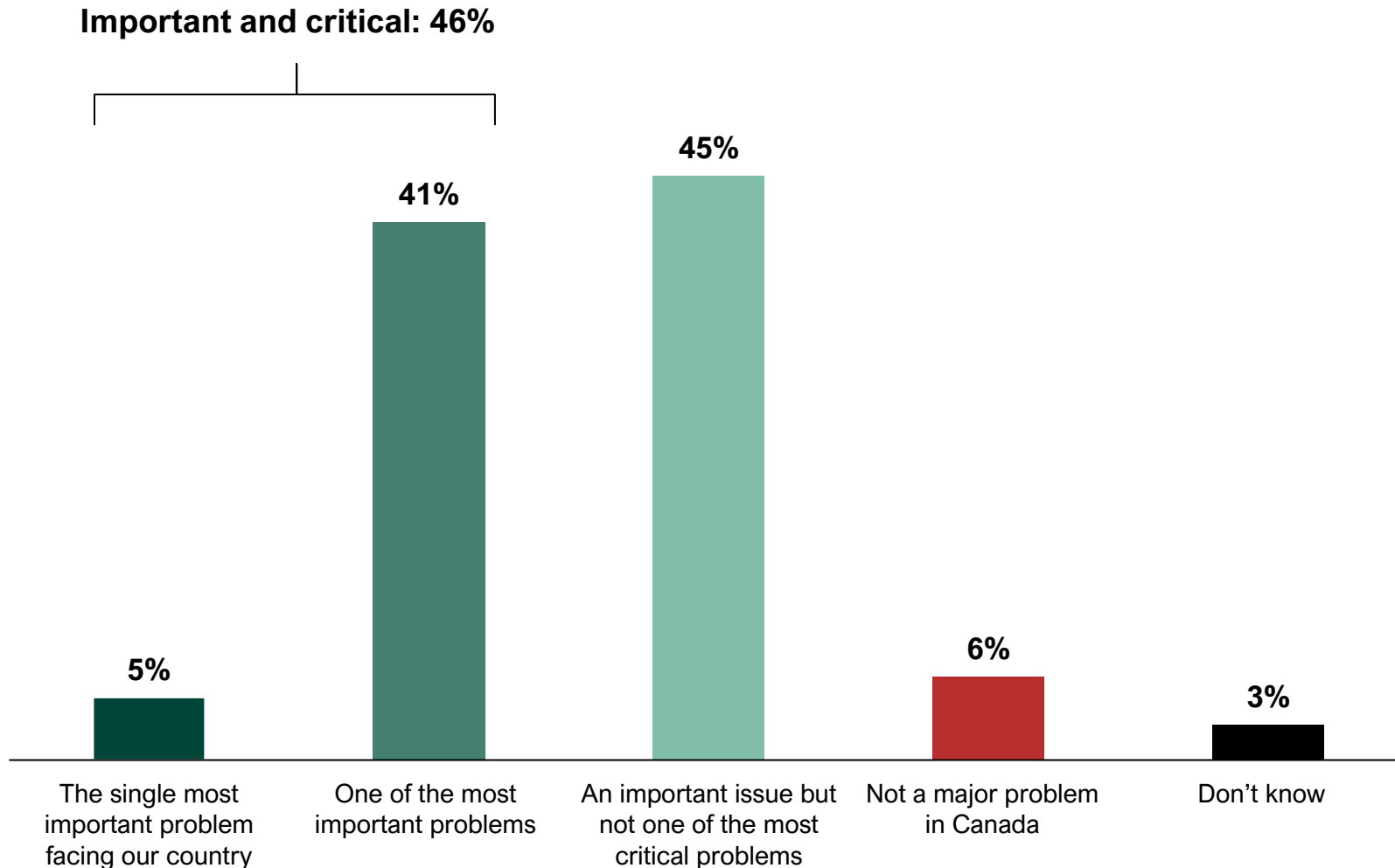
Community Safety by Engagement: Those close to a victim of crime are least likely to say they feel very safe (23%)

 Community Safety BY Lived Experience as a Victim of Crime
[asked of all respondents, n=2,500]

Community Safety	Yes, I have personally been a victim of a crime	Yes, someone close to me has been a victim of a crime	No, neither I nor anyone close to me has been a victim of a crime
Very safe	28%	23%	34%
Somewhat safe	45%	46%	48%
Neither safe nor unsafe	9%	16%	10%
Somewhat unsafe	12%	11%	6%
Very unsafe	5%	4%	2%
Don't know	1%	<1%	<1%

Importance of Crime: 46% say that crime is an important and critical issue, but intensity is low

Q There has been a lot of talk in the media about the issue of crime. How big an issue is crime in Canada?
[asked of all respondents, n=2,500]



Importance of Crime by Engagement: Those close to a victim of crime are most likely to say crime is one of the most important issues

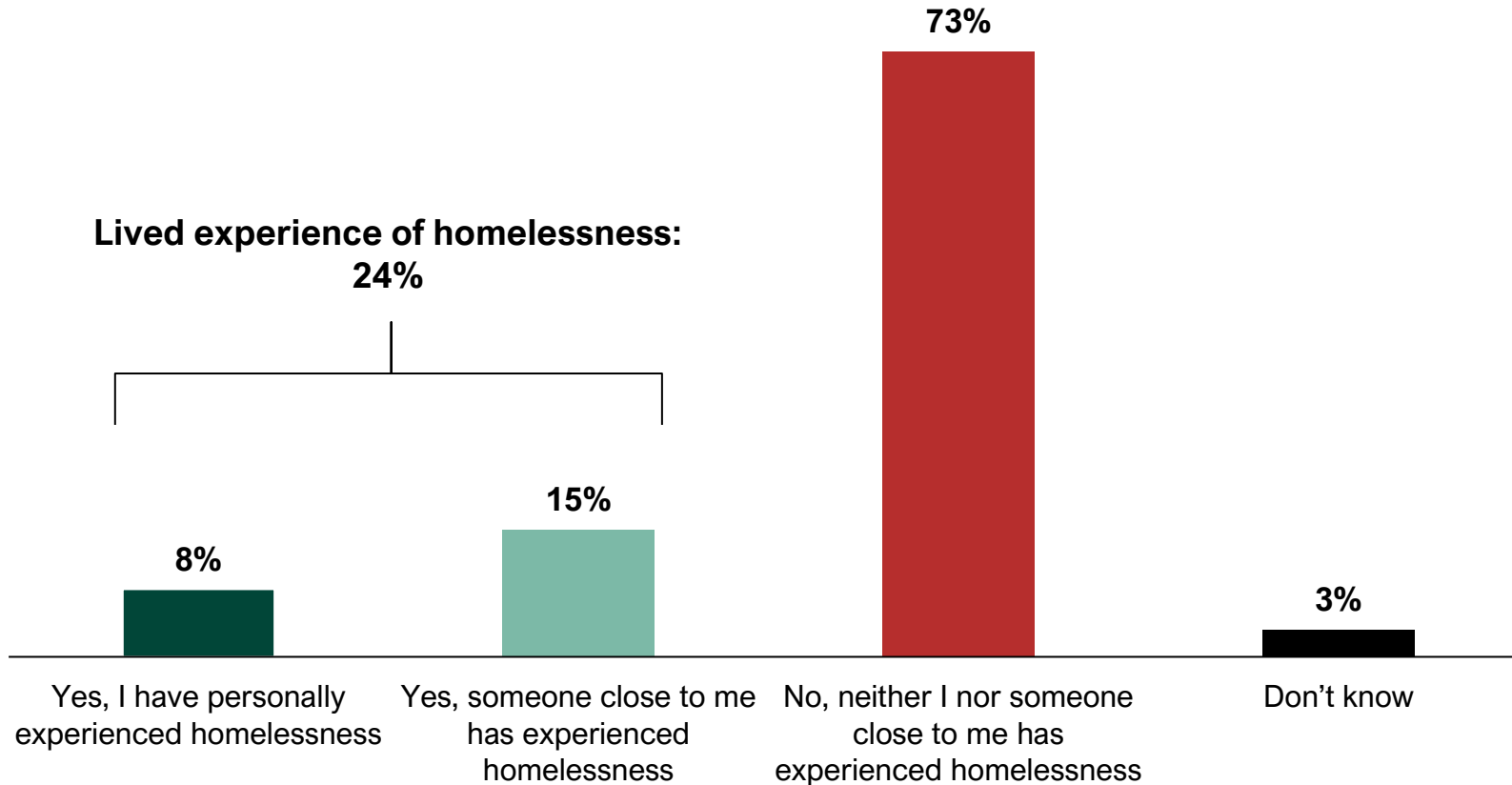
 Importance of Crime BY Lived Experience as a Victim of Crime
[asked of all respondents, n=2,500]

Importance of Crime	Yes, I have personally been a victim of a crime	Yes, someone close to me has been a victim of a crime	No, neither I nor anyone close to me has been a victim of a crime
The single most important problem facing our country	6%	5%	5%
One of the most important problems	41%	52%	37%
An important issue but not one of the most critical problems	47%	38%	47%
Not a major problem in Canada	5%	5%	8%
Don't know	1%	<1%	3%

Homelessness and Addiction

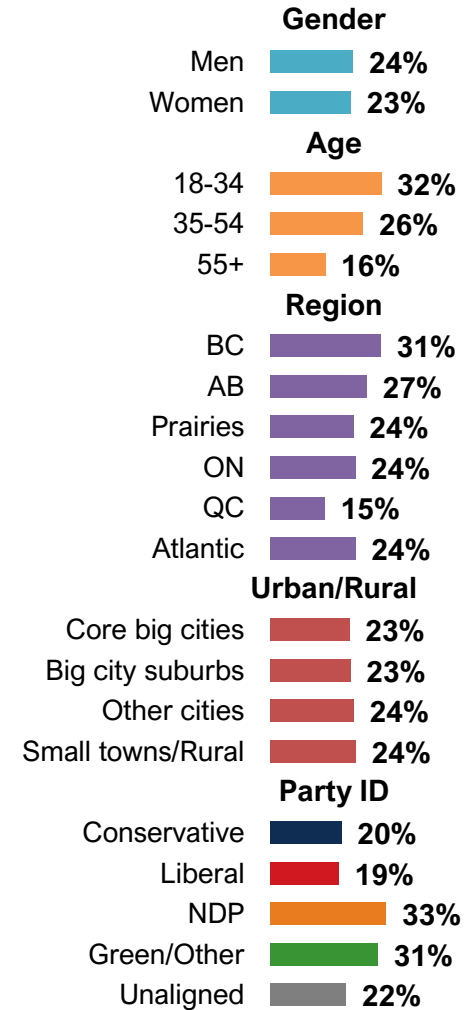
Lived Experience of Homelessness: 1-in-4 (24%) has experienced homelessness or are close to someone who has

Q Have you or someone close to you ever experienced homelessness?
[asked of all respondents, n=2,500]



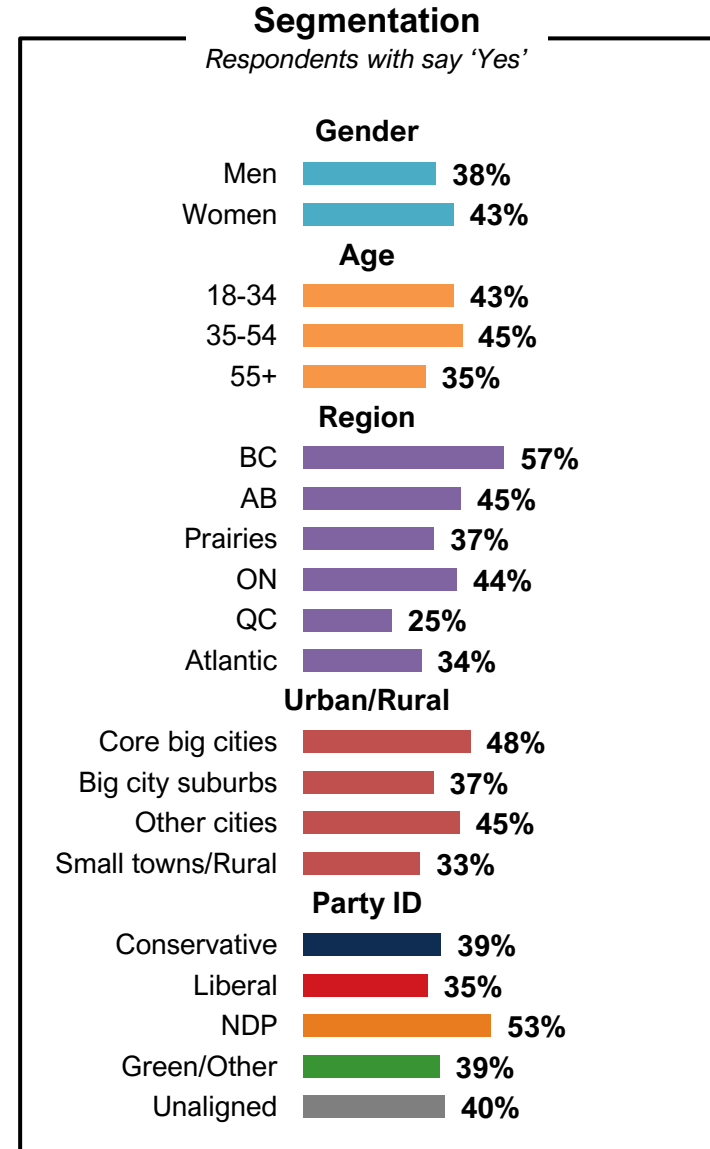
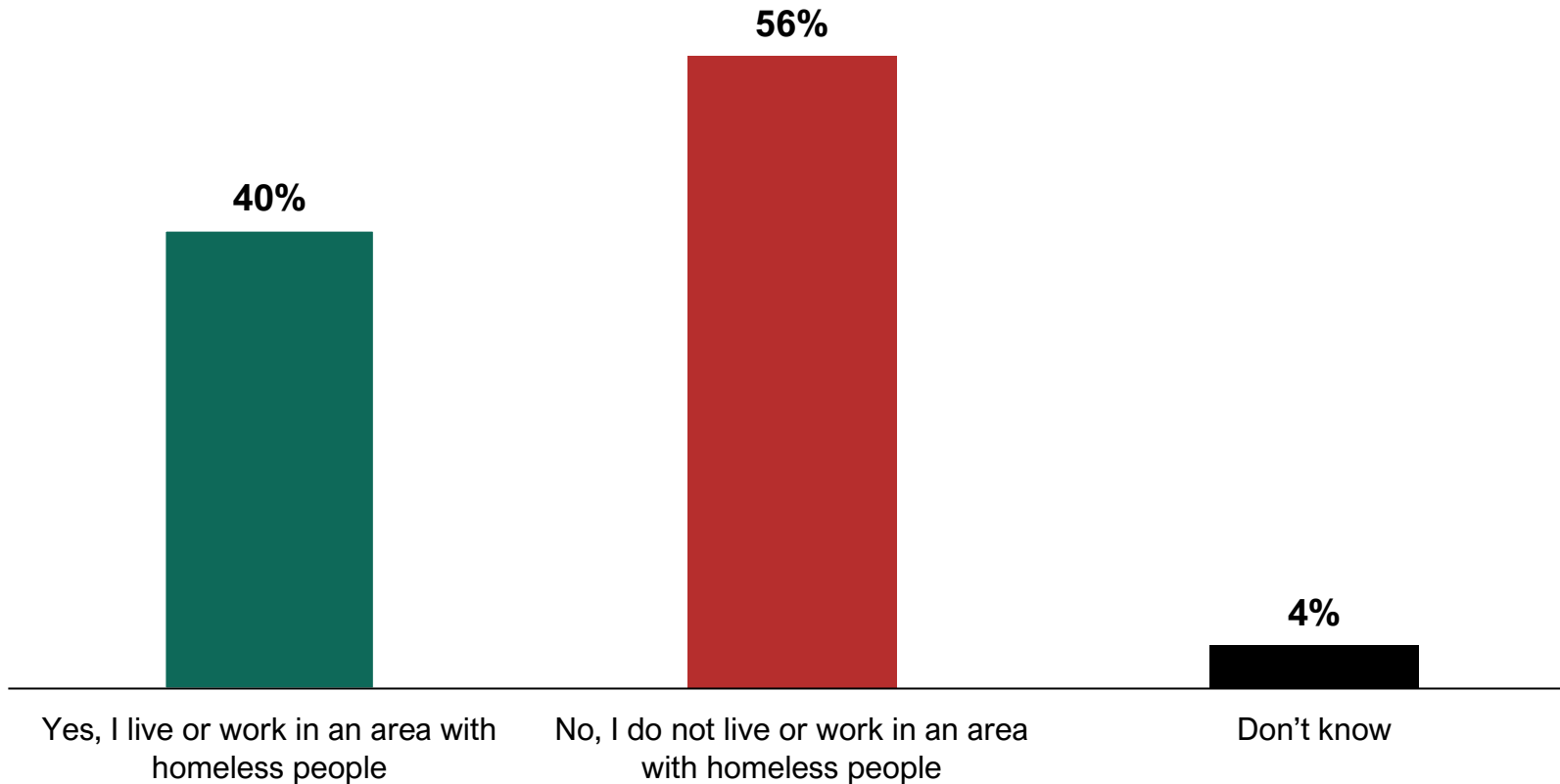
Segmentation

Respondents with lived experience of homelessness



Homelessness in Area of Residence/Work: 2-in-5 live/work in an area with homeless people, highest among those in BC

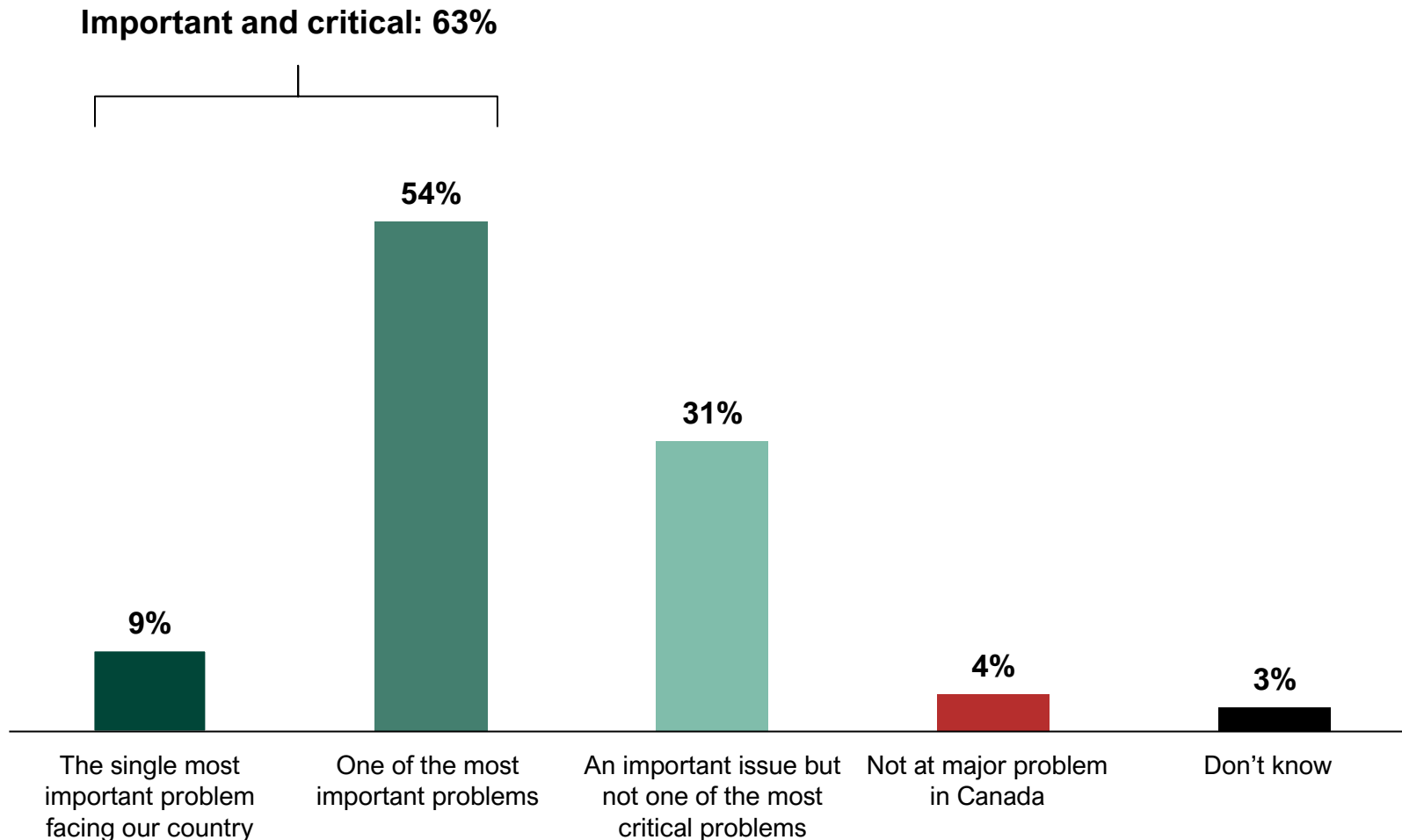
Q Do you live or work in an area where you regularly encounter homeless individuals?
[asked of all respondents, n=2,500]



Importance of Homelessness: 3-in-5 (63%) say that homelessness is an important and critical issue, highest among NDP

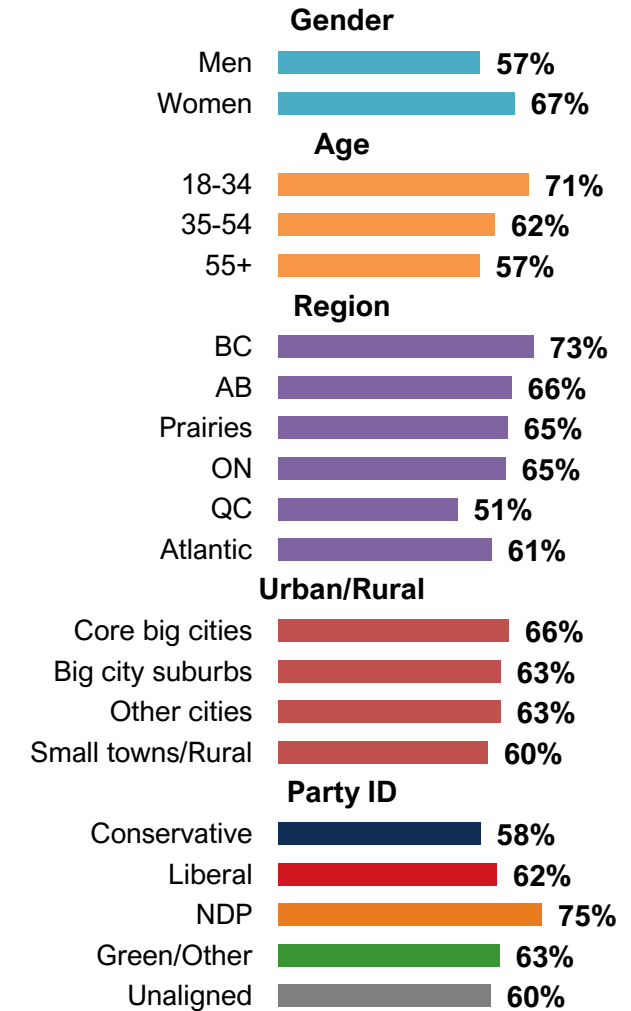


There has been a lot of talk in the media about the issue of homelessness. How big an issue is homelessness in Canada?
[asked of all respondents, n=2,500]



Segmentation

Respondents who say 'Important and critical'



Homelessness by Engagement: Those close to an area with homeless are more likely to say it is one of the most important issues



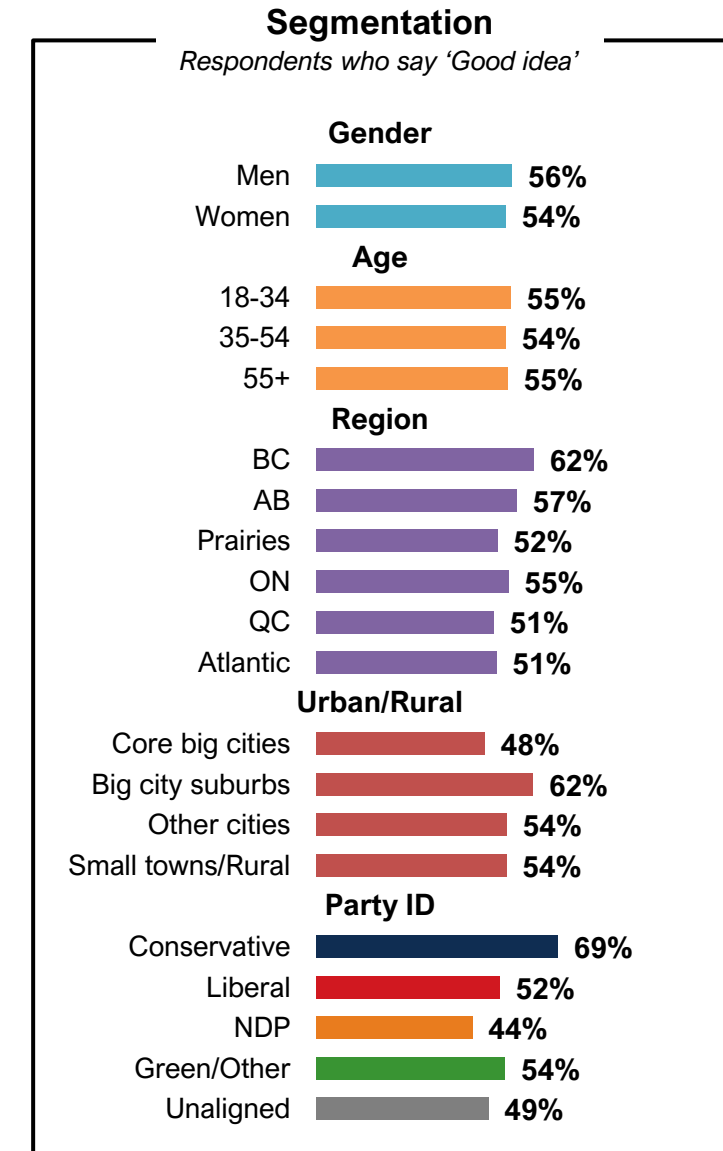
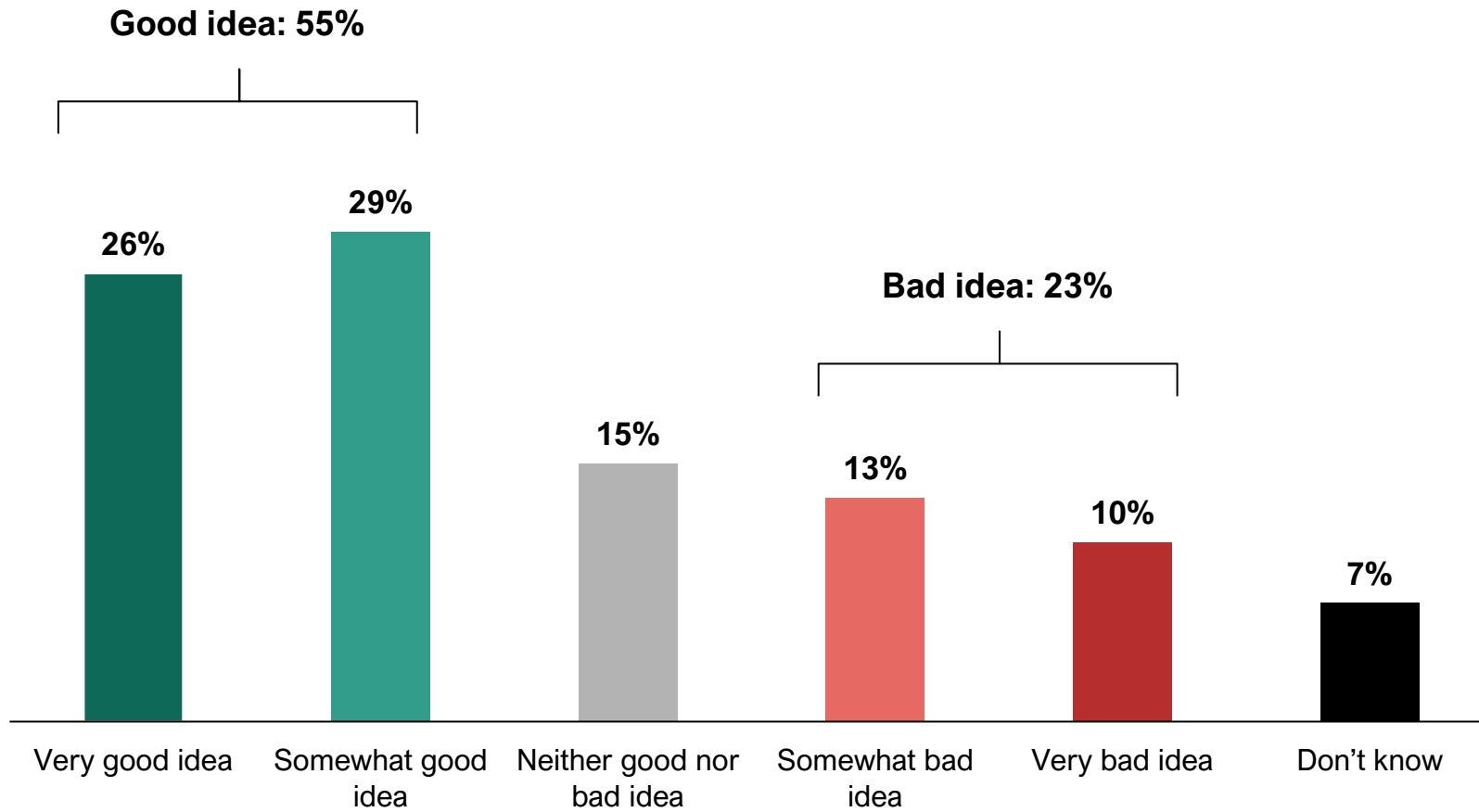
There has been a lot of talk in the media about the issue of homelessness. How big an issue is homelessness in Canada?
[asked of all respondents, n=2,500]

Importance of Homelessness	Lived Experience of Homelessness			Homelessness in Area of Residence/Work	
	Yes, I have personally experienced homelessness	Yes, someone close to me has experienced homelessness	No, neither I nor someone close to me has experienced homelessness	Yes, I live or work in an area with homeless people	No, I do not live or work in an area with homeless people
The single most important problem facing our country	27%	14%	5%	11%	7%
One of the most important problems	55%	65%	52%	63%	49%
An important issue but not one of the most critical problems	14%	18%	36%	23%	37%
Not a major problem in Canada	2%	2%	5%	2%	5%
Don't know	1%	1%	2%	1%	2%

Involuntary Treatment Law: Over half (55%) say involuntary treatment sounds like a good idea, highest among Conservatives

Q The Alberta government is considering introducing a law that would place people with severe drug addictions into treatment without their consent.

Does this initiative sound like a good or bad idea to you?
[asked of all respondents, n=2,500]



Involuntary Treatment Law by Engagement: Those with lived experience of homelessness are more likely to say it is a bad idea

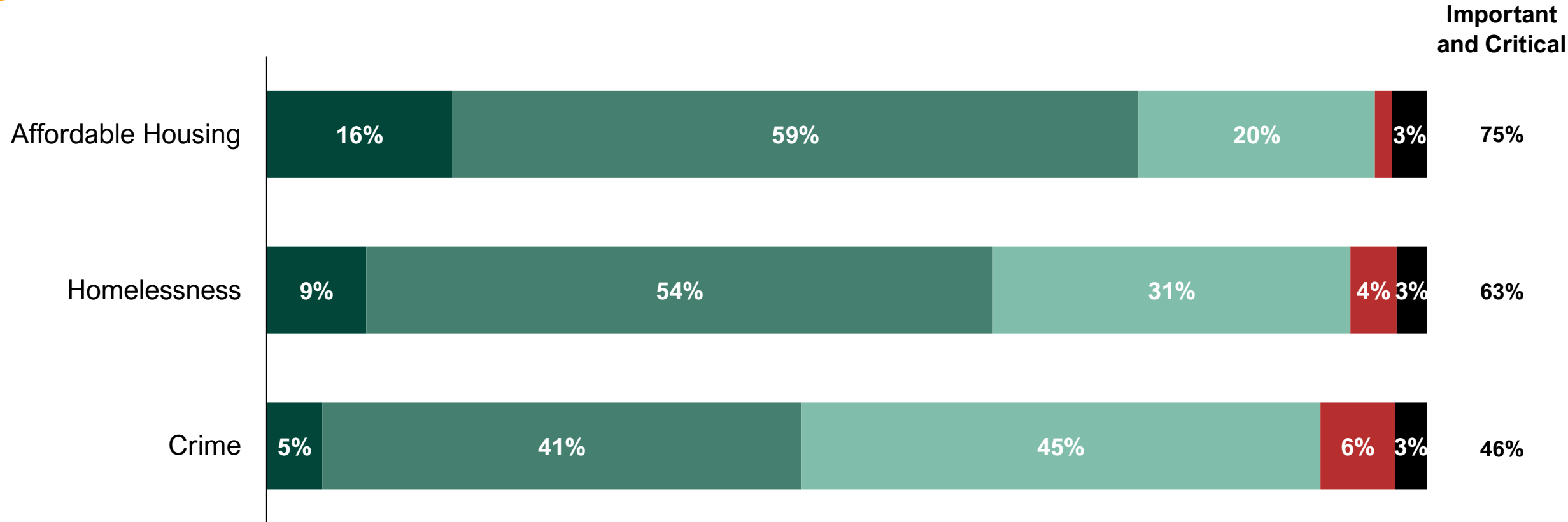
Q The Alberta government is considering introducing a law that would place people with severe drug addictions into treatment without their consent. Does this initiative sound like a good or bad idea to you? [asked of all respondents, n=2,500]

Involuntary Treatment Law	Lived Experience of Homelessness			Homelessness in Area of Residence/Work	
	Yes, I have personally experienced homelessness	Yes, someone close to me has experienced homelessness	No, neither I nor someone close to me has experienced homelessness	Yes, I live or work in an area with homeless people	No, I do not live or work in an area with homeless people
Very good idea	27%	27%	26%	28%	25%
Somewhat good idea	24%	31%	29%	28%	30%
Neither good nor bad idea	14%	15%	15%	11%	17%
Somewhat bad idea	12%	12%	14%	14%	13%
Very bad idea	21%	12%	9%	13%	9%
Don't know	3%	3%	7%	6%	6%

Relative Importance

Relative Importance: Affordable housing is at the top as the most important and critical issue, followed by homelessness and crime

Q How big an issue is each of the following in Canada?
[asked of all respondents, n=2,500]



- The single most important problem facing our country
- One of the most important problems
- An important issue but not one of the most critical problems
- Not at major problem in Canada
- Don't know

Methodology

Survey Methodology



These are the results of an online survey conducted between July 6th and August 1st, 2023.

Method: This online survey was conducted using INNOVATIVE’s Canada 20/20 national research panel with additional respondents from Lucid, a leading provider of online samples. Each survey is administered to a series of randomly selected samples from the panel and weighted to ensure that the overall sample’s composition reflects that of the actual Canadian population according to Census data to provide results that are intended to approximate a probability sample.

Sample Size: n=4,003 Canadian citizens, 18 years or older. The results are nationally weighted to n=2,500 based on Census data from Statistics Canada.

Field Dates: July 6th and August 1st, 2023.

Weighting: Results for Canada are weighted by age, gender, region, education, and federal party identification to ensure that the overall sample’s composition reflects that of the actual population according to Census data, in order to provide results that are intended to approximate a probability sample. Weighted and unweighted frequencies are reported in the table.

Margin of Error: This is a representative sample. However, since the online survey was not a random probability-based sample, a margin of error cannot be calculated. Statements about margins of sampling error or population estimates do not apply to most online panels.

Note: Graphs may not always total 100% due to rounding values rather than any error in data. Sums are added before rounding numbers.

	Unweighted (n)	Unweighted (%)	Weighted (n)	Weighted (%)
Men 18-34	375	9.4%	346	14.0%
Men 35-54	489	12.3%	392	15.8%
Men 55+	947	23.8%	471	19.0%
Women 18-34	556	14.0%	335	13.5%
Women 35-54	652	16.4%	408	16.5%
Women 55+	961	24.1%	525	21.2%
Region				
BC	595	14.9%	351	14.0%
AB	604	15.1%	279	11.2%
Prairies	280	7.0%	160	6.4%
ON	1,384	34.6%	967	38.7%
QC	839	21.0%	576	23.0%
Atlantic	301	7.5%	168	6.7%



For more information, please contact:

Greg Lyle

President

(416) 642-6429

glyle@innovativeresearch.ca

Report Contributors:

Giorgi Buzaladze, Consultant

Heather Pham, Consultant

Joshua Tafel, Consultant

Building Understanding.

