



# Tracking Canadians' Attitudes on Indigenous Issues: Residential Schools and Kamloops



Release Date: June 21, 2023  
Field Dates: May 11 to May 29, 2023

# Key Findings

## 1

### Canadians show sustained awareness of residential schools and the discovery of potential graves in Kamloops

Often, events seize our attention while they're happening and are then forgotten. This is not the case when it comes to Canadians' views towards the Kamloops discovery and the treatment of Indigenous peoples in residential schools. Currently, 73% of Canadians are familiar with the history of residential schools, representing a 5-point increase since last year and the highest level recorded in our tracking. Furthermore, 72% of Canadians are aware of the Kamloops discovery, which has remained steady since last year.

---

## 2

### Canadians remain angry about the treatment of Indigenous peoples in residential schools

4-in-5 (79%) are angry about the treatment of Indigenous peoples in Canadian residential schools, up marginally since last year. Only 12% report not being angry. When it comes to reparations and acknowledgements from government to residential school survivors, about half (47%) say that that government efforts have been too little.

---

## 3

### Majority of Canadians believe that the Kamloops discovery is an ongoing issue

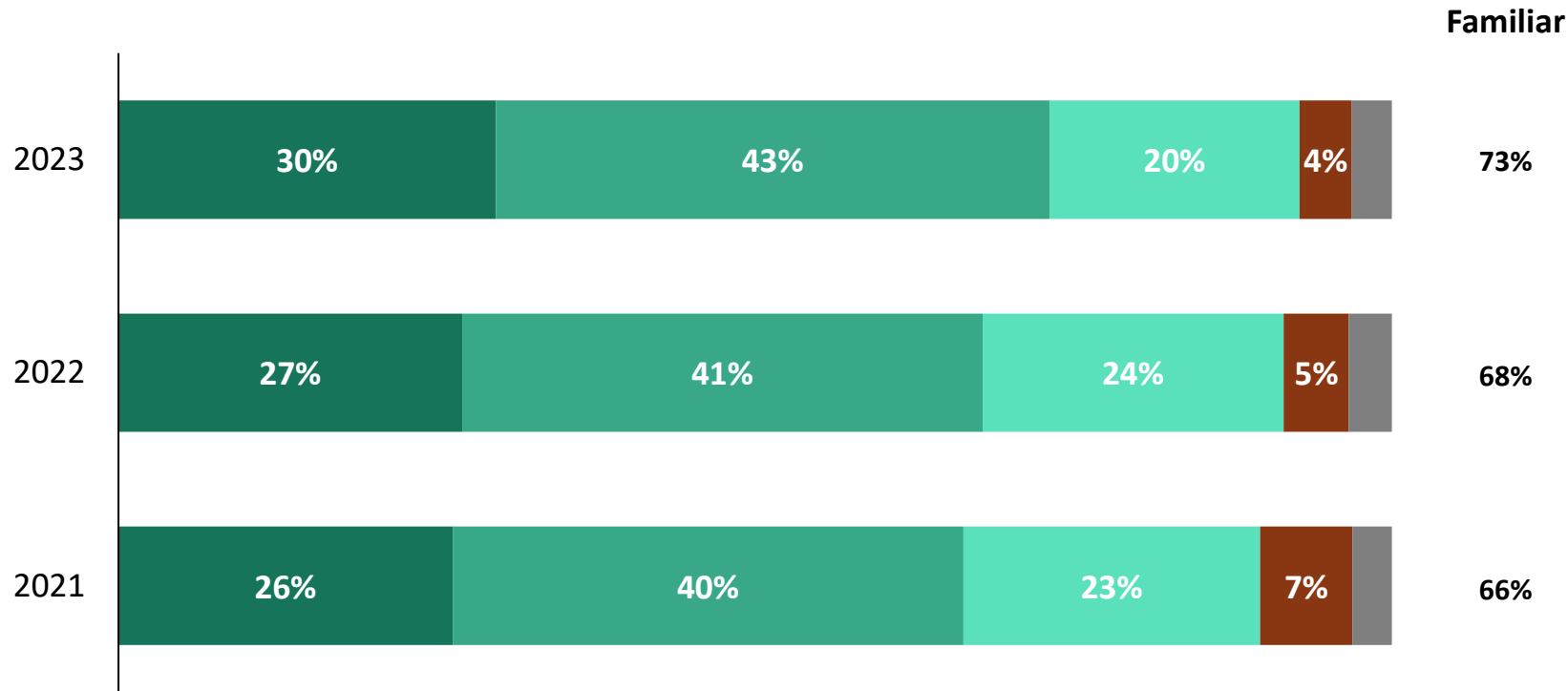
64% say the Kamloops discovery reminds us that the history of residential schools still requires government responses today. More disapprove (32%) than approve (27%) of the way the federal government has handled this issue since the graves were discovered.

# Residential Schools

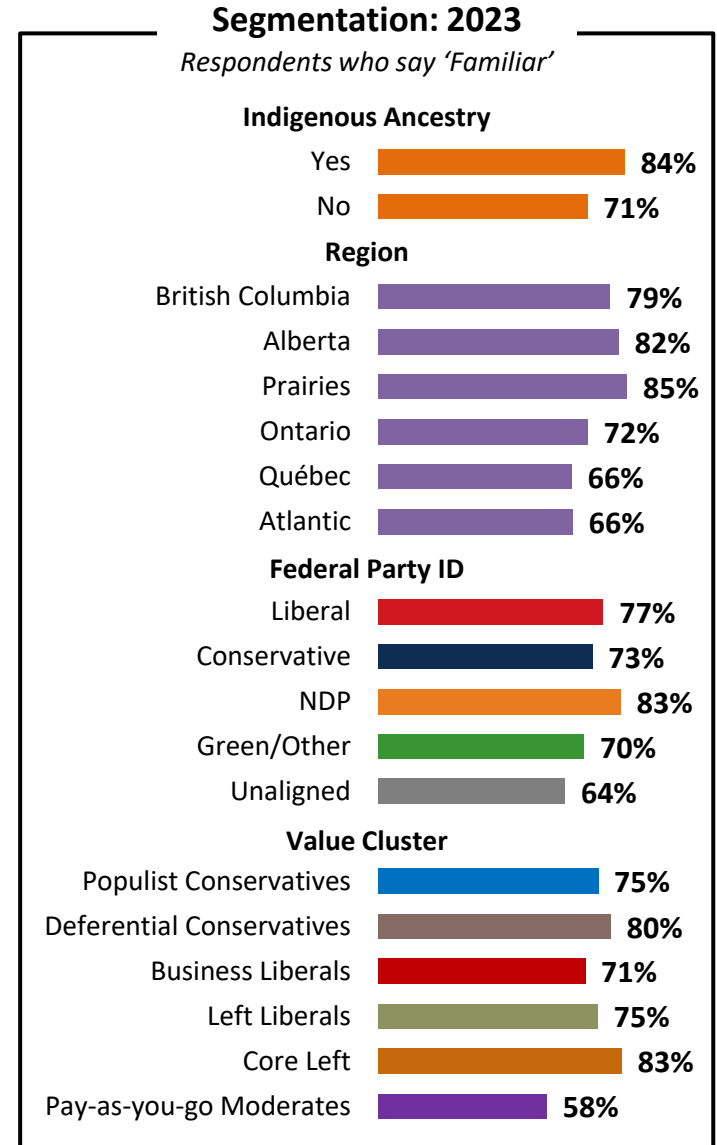
# Familiarity:

Familiarity with the history of residential schools up 5 points since last year, reaching its highest point

Q How familiar are you with the history of residential schools for Indigenous peoples in Canada?  
[asked of all respondents, n=1,500]



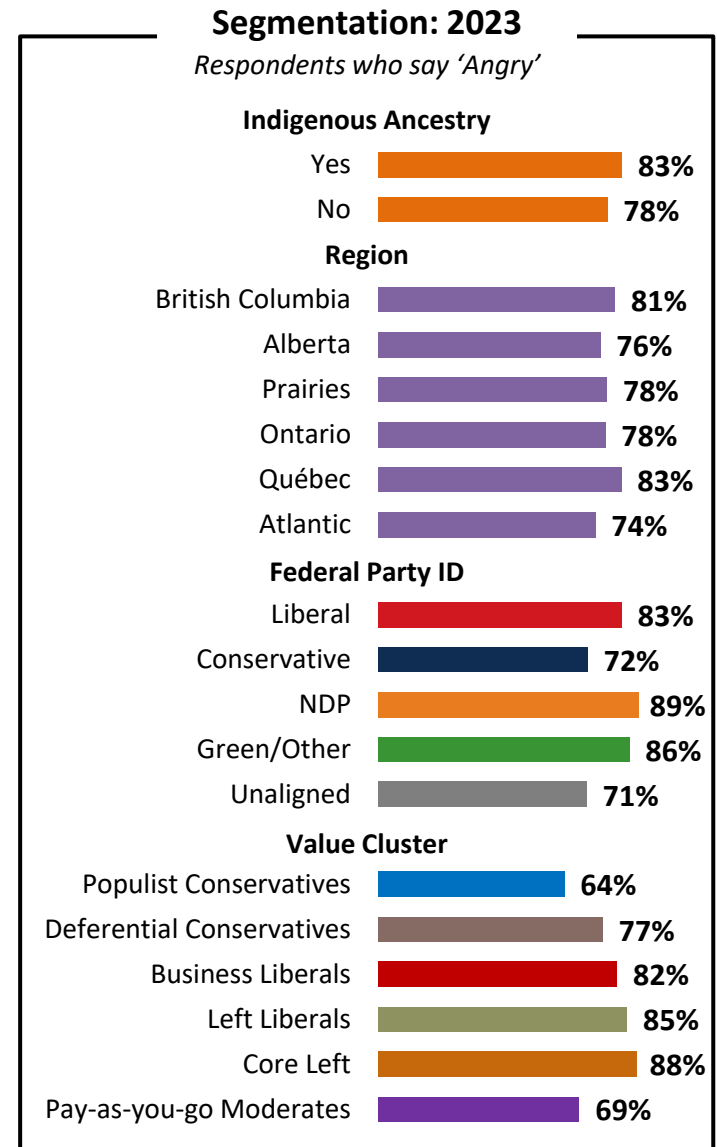
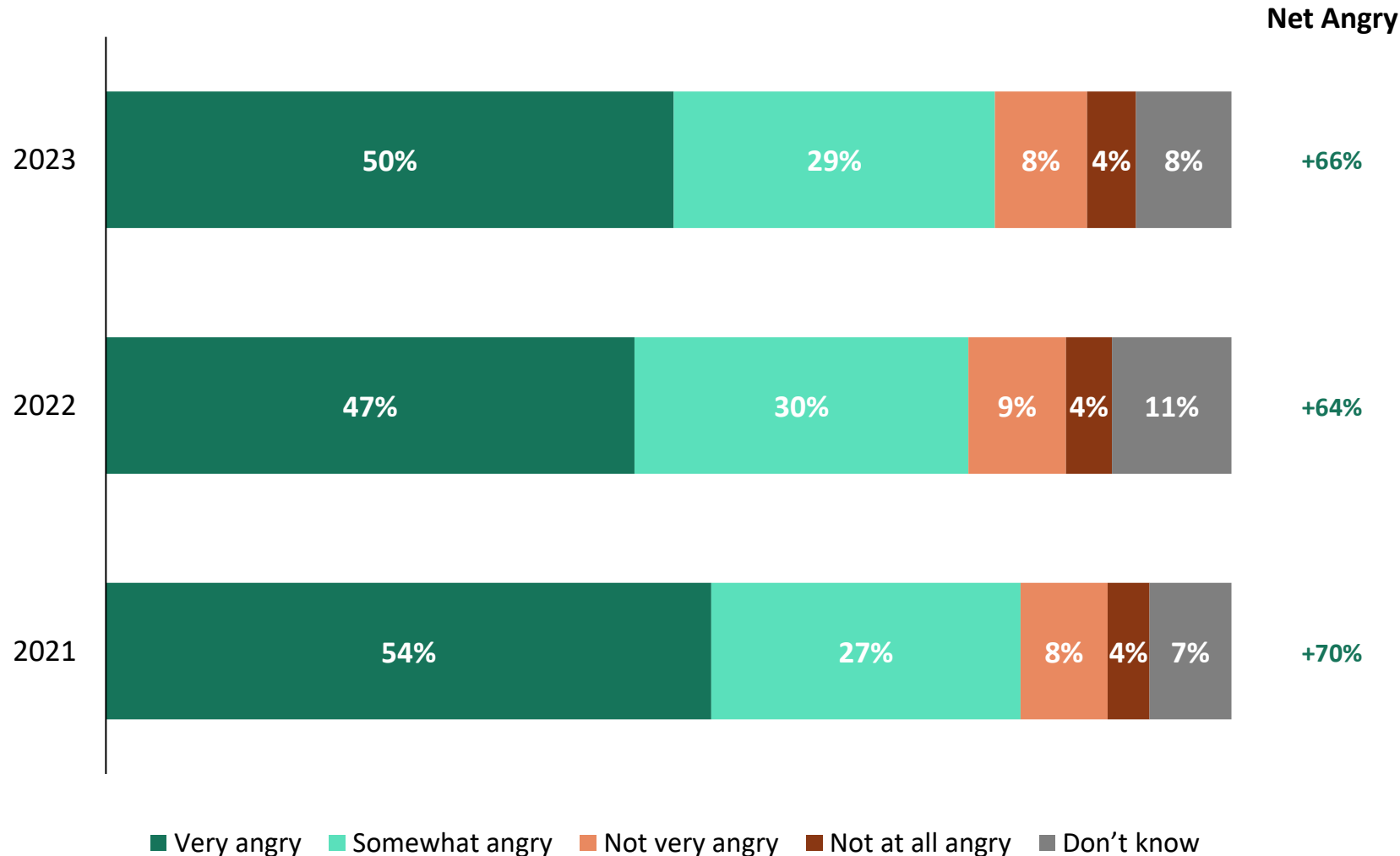
- I am very familiar and can explain the details of residential schools to others
- I am somewhat familiar, but cannot explain residential schools in detail to others
- I have heard of residential schools before, but don't know much about it
- I have not heard of the residential schools before this survey
- Don't know



# Feeling about Treatment:

Feeling of anger about treatment of Indigenous peoples in residential schools up slightly since last year

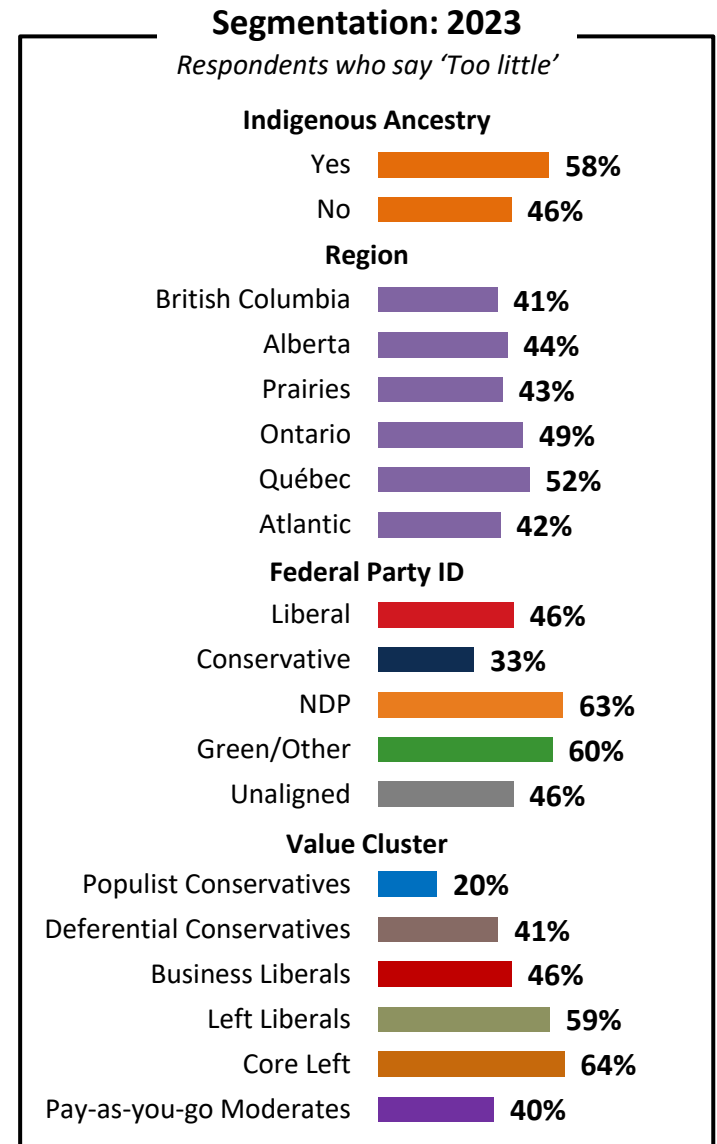
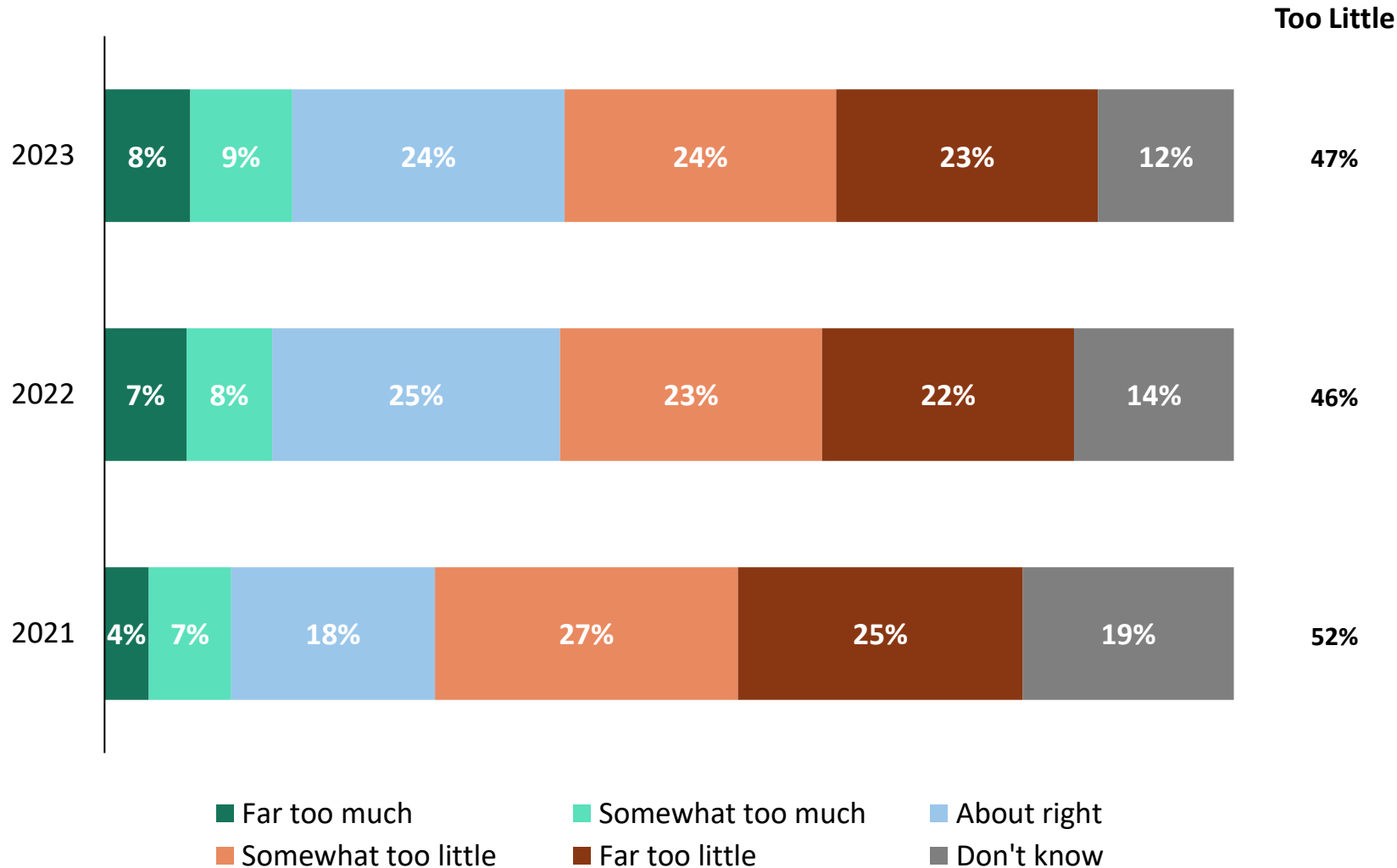
Thinking about the treatment of Indigenous peoples in Canadian residential schools, how are you left feeling?  
[asked of all respondents, n=1,500]



# Government Efforts:

Opinion about government efforts steady since last year, with nearly half saying too little is being done

**Q** When it comes to reparations and acknowledgements from government to residential school survivors, would you say that that government efforts have been too little, too much or about right?  
[asked of all respondents, n=1,500]

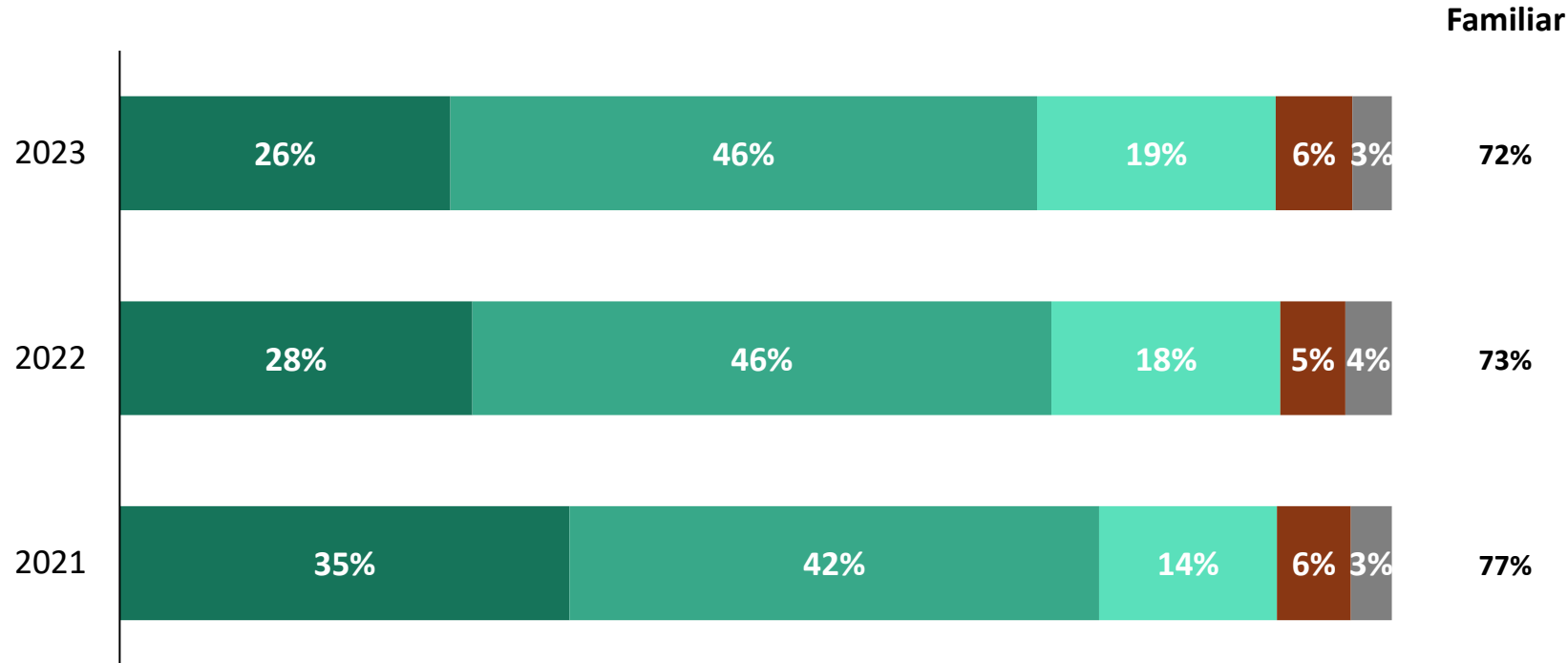


# Kamloops

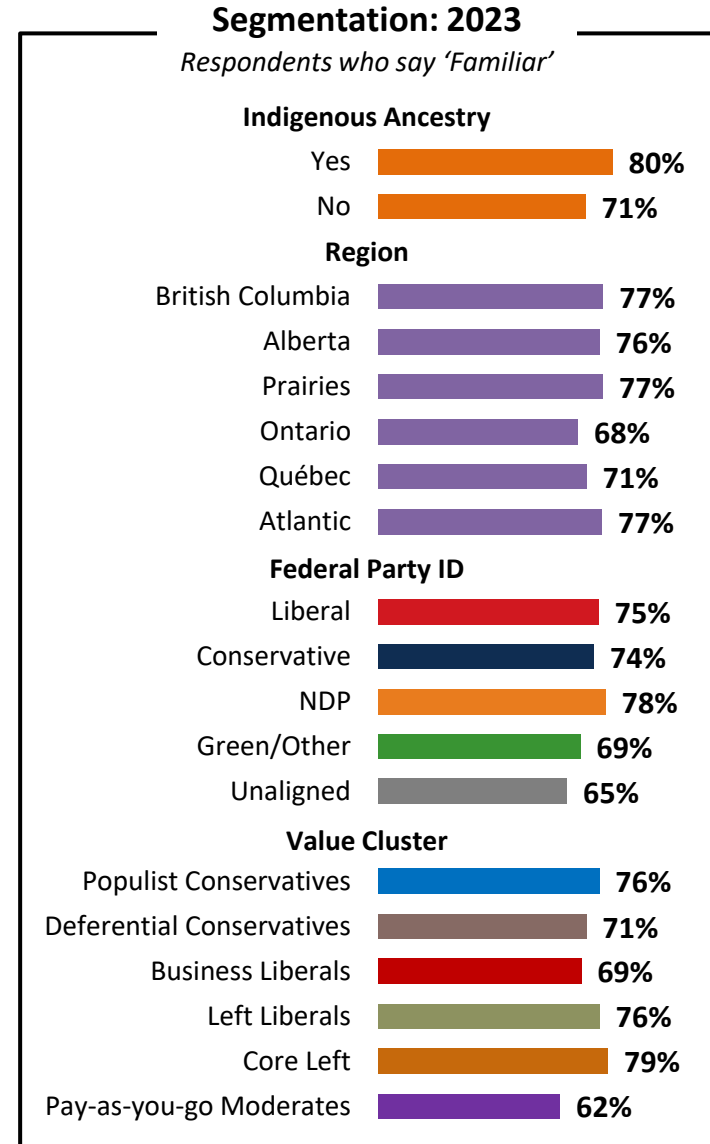
# Familiarity:

Familiarity with the discovery of the bodies steady since last year, now at 72%

Q And how familiar are you with the discovery of the bodies of an estimated 215 Indigenous children were found on the site of the former Kamloops Indian Residential School on May 27<sup>th</sup>, 2021?  
[asked of all respondents, n=1,500]



- I am very familiar and can explain the details of the story to others
- I am somewhat familiar, but cannot explain the story in detail to others
- I have heard of the story before, but don't know much about it
- I have not heard of the story before this survey
- Don't know



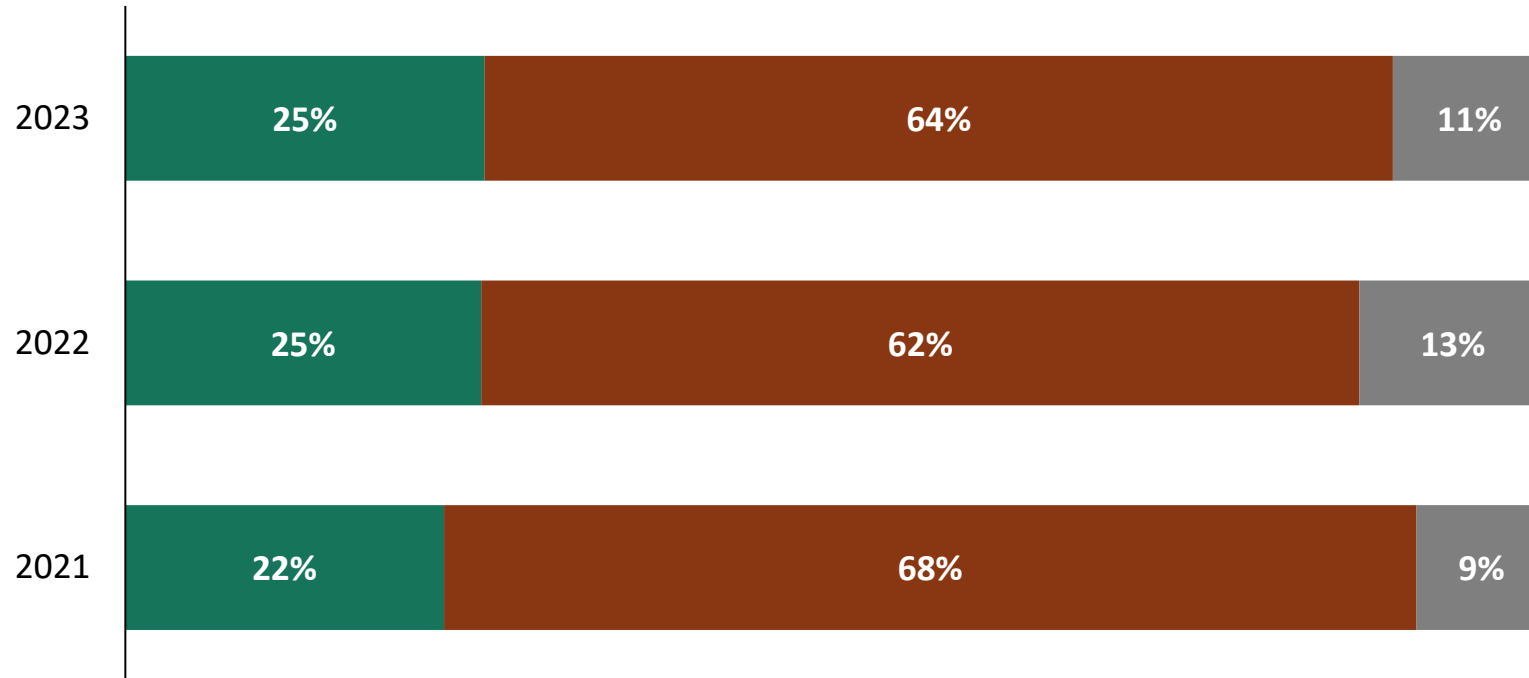


# Issue from Past or Present:

64% believe the discovery is a present issue, higher among those who identify as Liberal and NDP



Which of the following comes closer to your point of view about the discovery of 215 graves on the site of the former Kamloops Indian Residential School?  
[asked of all respondents, n=1,500]



- This discovery is an issue from Canada's past and doesn't have any implications for governments today
- This discovery reminds us that while the last residential school closed 25 years ago, they created issues that still require government responses today
- Don't know

## Segmentation: 2023

*Respondents who say 'Present'*

### Indigenous Ancestry

- Yes ■ 70%
- No ■ 63%

### Region

- British Columbia ■ 67%
- Alberta ■ 61%
- Prairies ■ 65%
- Ontario ■ 70%
- Québec ■ 56%
- Atlantic ■ 55%

### Federal Party ID

- Liberal ■ 72%
- Conservative ■ 52%
- NDP ■ 78%
- Green/Other ■ 62%
- Unaligned ■ 60%

### Value Cluster

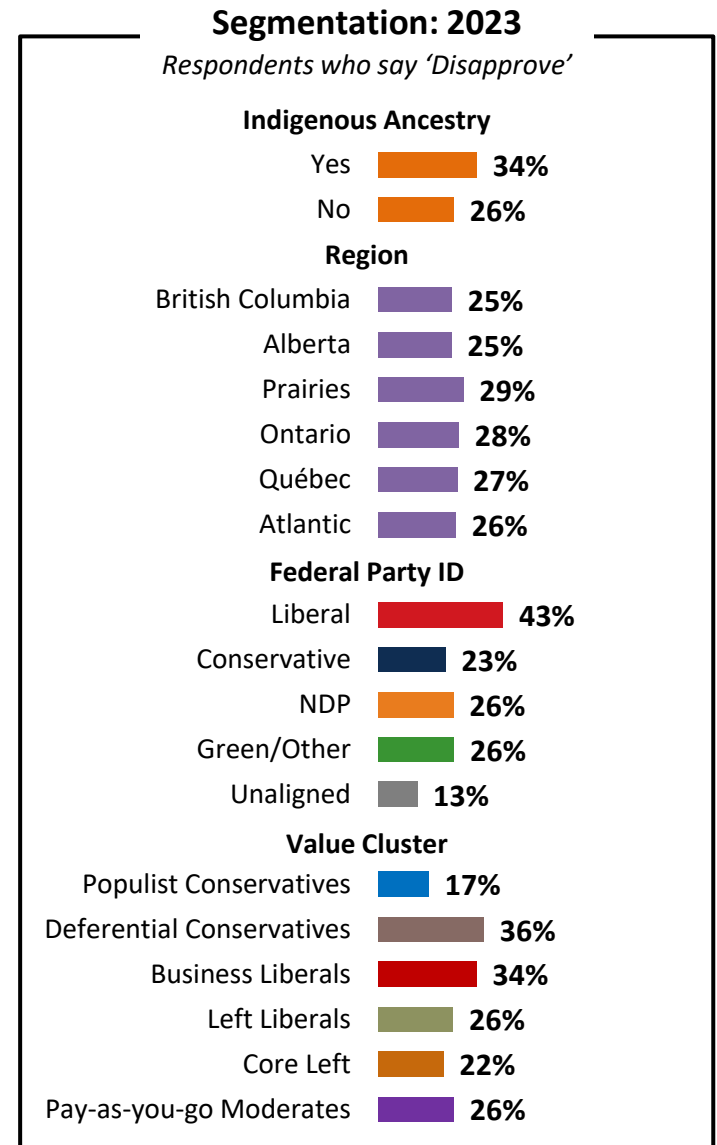
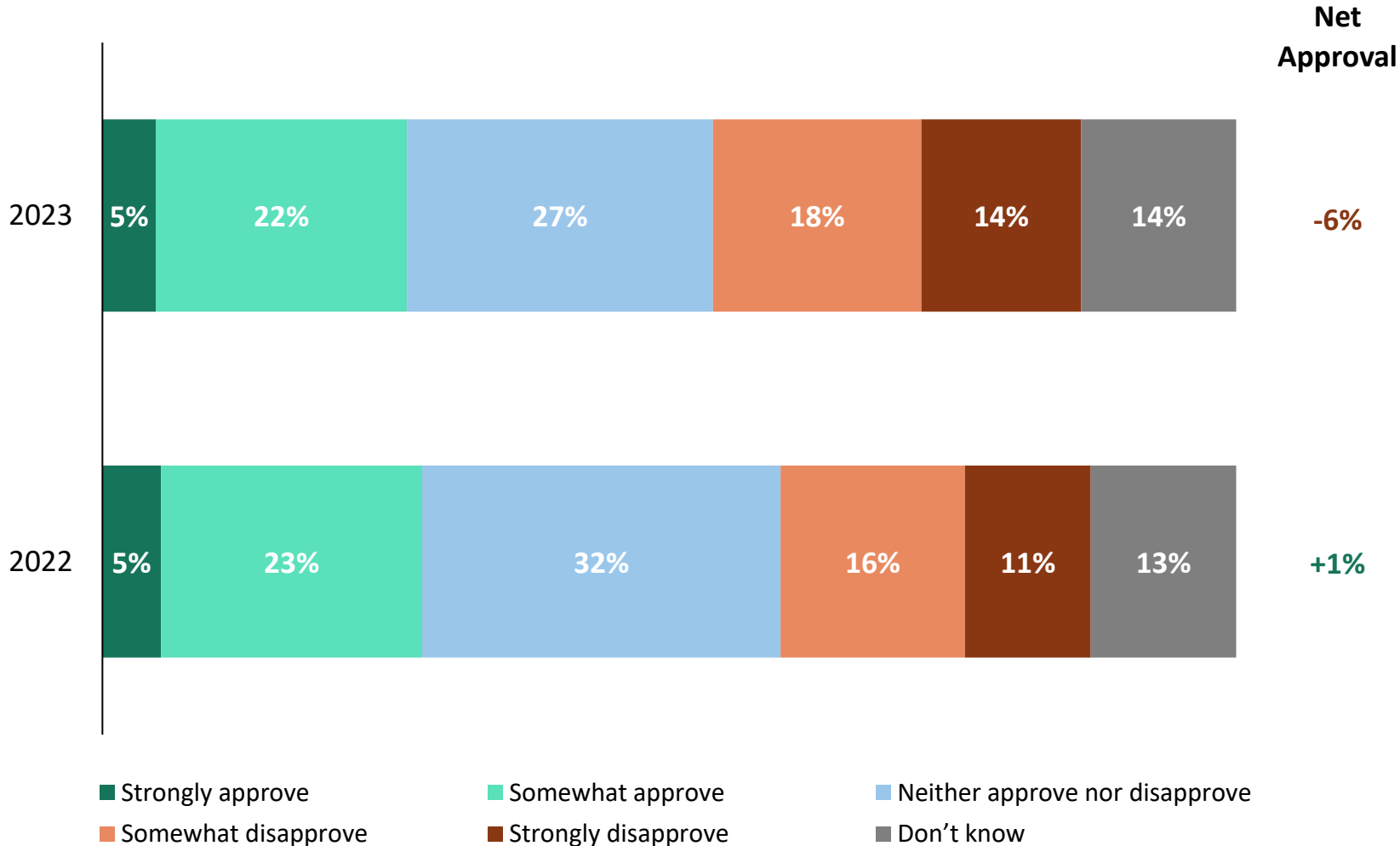
- Populist Conservatives ■ 40%
- Deferential Conservatives ■ 58%
- Business Liberals ■ 65%
- Left Liberals ■ 76%
- Core Left ■ 80%
- Pay-as-you-go Moderates ■ 49%

# Government Response:

Net approval of government response down 7 points, now negative at -6%



Do you approve or disapprove of the way the federal government has responded to this issue in the year since the graves were discovered?  
[asked of all respondents, n=1,500]



# Methodology

# Survey Methodology



**These are the results of an online survey conducted between May 11<sup>th</sup> and May 29<sup>th</sup>, 2023.**

**Method:** This online survey was conducted using INNOVATIVE's Canada 20/20 national research panel with additional respondents from Lucid, a leading provider of online samples. Each survey is administered to a series of randomly selected samples from the panel and weighted to ensure that the overall sample's composition reflects that of the actual Canadian population according to Census data to provide results that are intended to approximate a probability sample.

**Sample Size:** n=2,682 Canadian citizens, 18 years or older. The results are nationally weighted to n=1,500 based on Census data from Statistics Canada.

**Field Dates:** May 11<sup>th</sup> and May 29<sup>th</sup>, 2023.

**Weighting:** Results for Canada are weighted by age, gender, region, education, and party identification to ensure that the overall sample's composition reflects that of the actual population according to Census data, in order to provide results that are intended to approximate a probability sample. Weighted and unweighted frequencies are reported in the table.

**Margin of Error:** This is a representative sample. However, since the online survey was not a random probability-based sample, a margin of error cannot be calculated. Statements about margins of sampling error or population estimates do not apply to most online panels.

**Note:** Graphs may not always total 100% due to rounding values rather than any error in data. Sums are added before rounding numbers.

	Unweighted (n)	Unweighted (%)	Weighted (n)	Weighted (%)
<b>Men 18-34</b>	257	9.6%	208	14.0%
<b>Men 35-54</b>	323	12.1%	236	15.9%
<b>Men 55+</b>	646	24.2%	282	19.0%
<b>Women 18-34</b>	378	14.2%	202	13.6%
<b>Women 35-54</b>	435	16.3%	244	16.4%
<b>Women 55+</b>	626	23.5%	314	21.1%
<b>Region</b>				
<b>BC</b>	432	16.1%	210	14.0%
<b>AB</b>	375	14.0%	168	11.2%
<b>Prairies</b>	198	7.4%	95	6.4%
<b>ON</b>	1022	38.1%	583	38.9%
<b>QC</b>	416	15.5%	343	22.9%
<b>Atlantic</b>	239	8.9%	101	6.7%



For more information, please contact:

**Greg Lyle**

President

(416) 642-6429

[glyle@innovativeresearch.ca](mailto:glyle@innovativeresearch.ca)

**Giorgi Buzaladze**

Research Analyst

(364) 275-3913

[gbuzaladze@innovativeresearch.ca](mailto:gbuzaladze@innovativeresearch.ca)

**Building Understanding.**

