



Emergencies Act

Public Opinion Research
Release Date: November 15, 2022
Field Dates: November 4 to 14, 2022

Emergencies

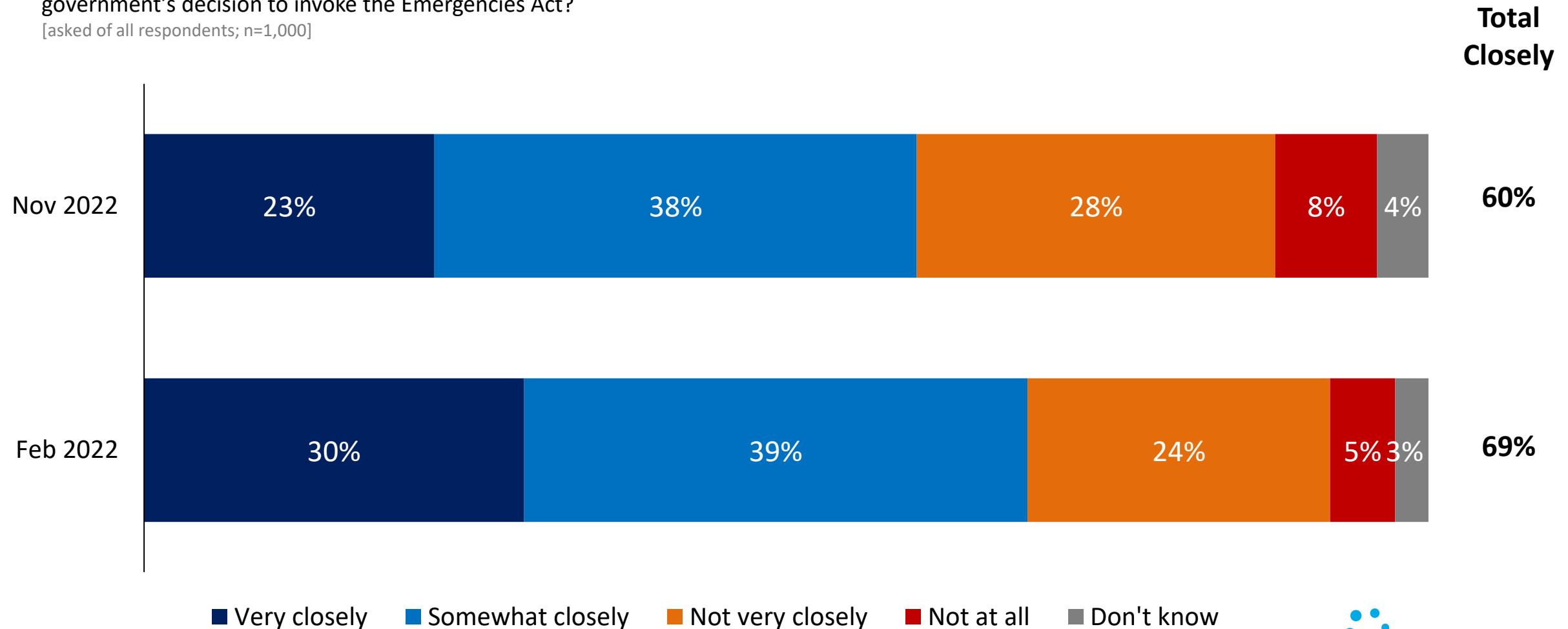
Act Invocation

Following News: Fewer are paying close attention to the Emergencies Act than they were in February



On February 14th, the federal government used the emergency powers available to them through the Emergencies Act to help deal with protests by truckers across Canada. It was later revoked on February 23rd. How closely have you been following the news about the federal government's decision to invoke the Emergencies Act?

[asked of all respondents; n=1,000]

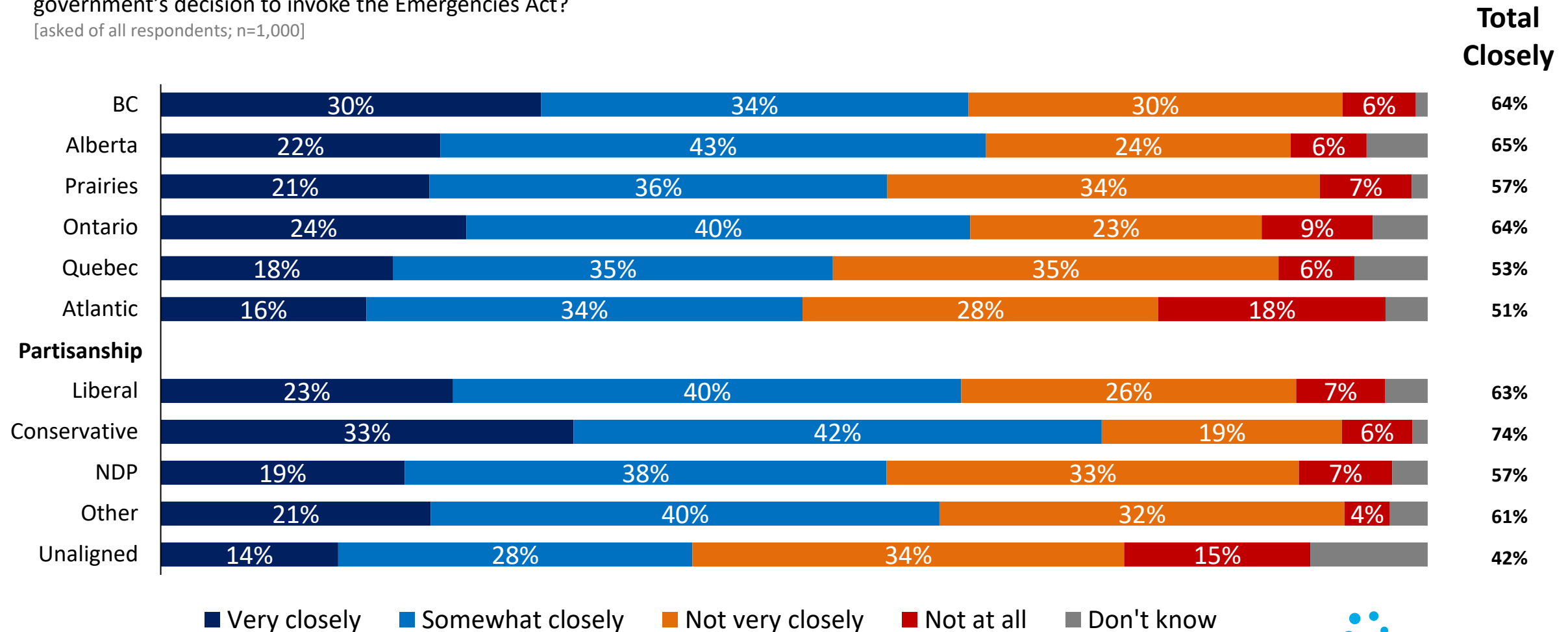


Following News: Conservatives are paying the closest attention



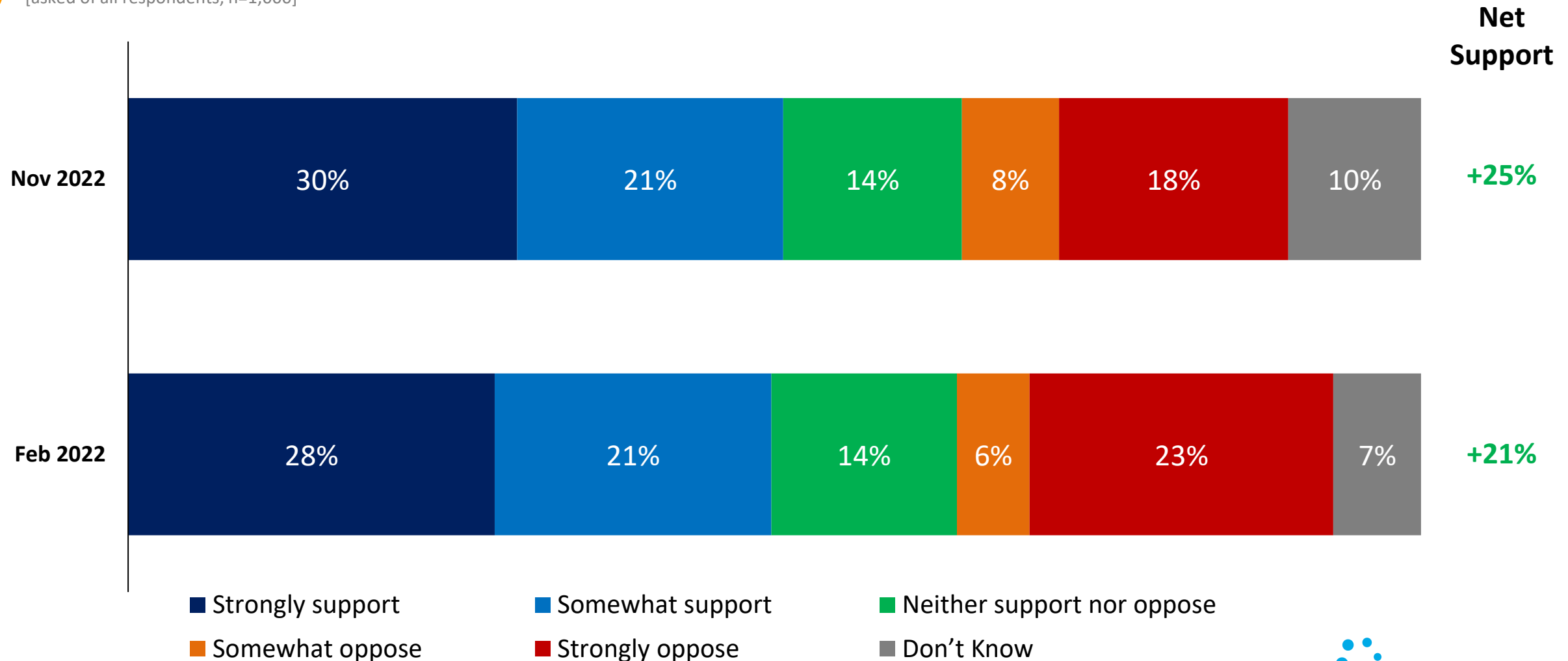
On February 14th, the federal government used the emergency powers available to them through the Emergencies Act to help deal with protests by truckers across Canada. It was later revoked on February 23rd. How closely have you been following the news about the federal government's decision to invoke the Emergencies Act?

[asked of all respondents; n=1,000]



Emergencies Act: Support is steady, but strong opposition to the use of the Emergencies Act has subsided somewhat

Q Do you support or oppose the decision to invoke the Emergencies Act?
[asked of all respondents; n=1,000]

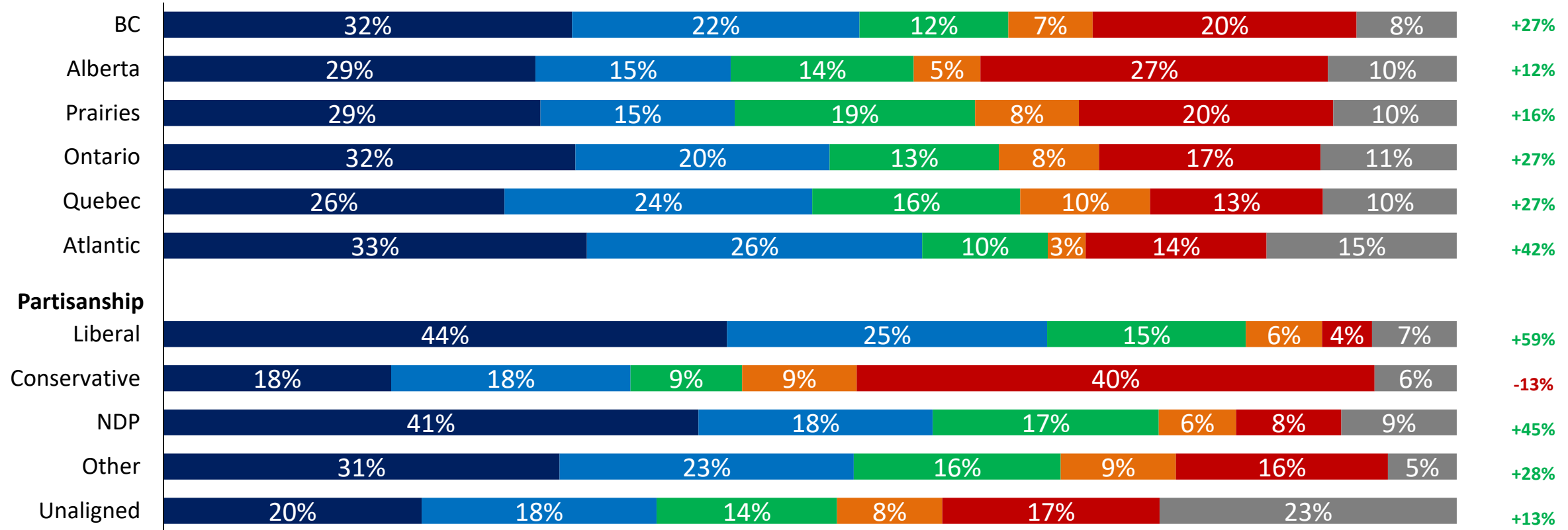


Highest support for use of Emergencies Act among Liberals (+59% net support); net negative support among Conservatives (-13%)



Do you support or oppose the decision to invoke the Emergencies Act?
[asked of all respondents; n=1,000]

Net Approval



■ Strongly approve
 ■ Somewhat approve
 ■ Neither approve nor disapprove
■ Somewhat disapprove
 ■ Strongly disapprove
 ■ Don't Know



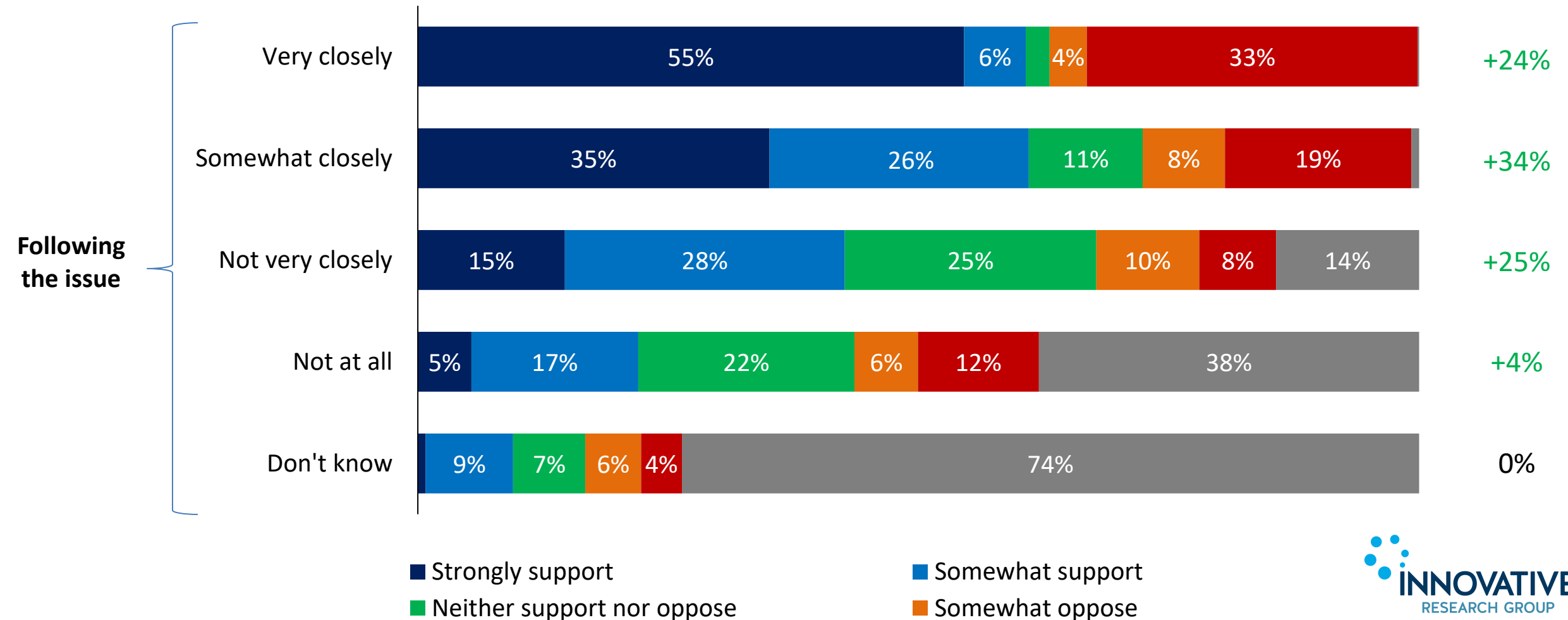
Following News and Support: The closer Canadians are following the news about the Emergencies Act, the stronger their opinions



On February 14th, the federal government used the emergency powers available to them through the Emergencies Act to help deal with protests by truckers across Canada. It was later revoked on February 23rd. How closely have you been following the news about the federal government's decision to invoke the Emergencies Act? **BY** Do you support or oppose the decision to invoke the Emergencies Act?

[asked of all respondents; n=1000]

Net Support

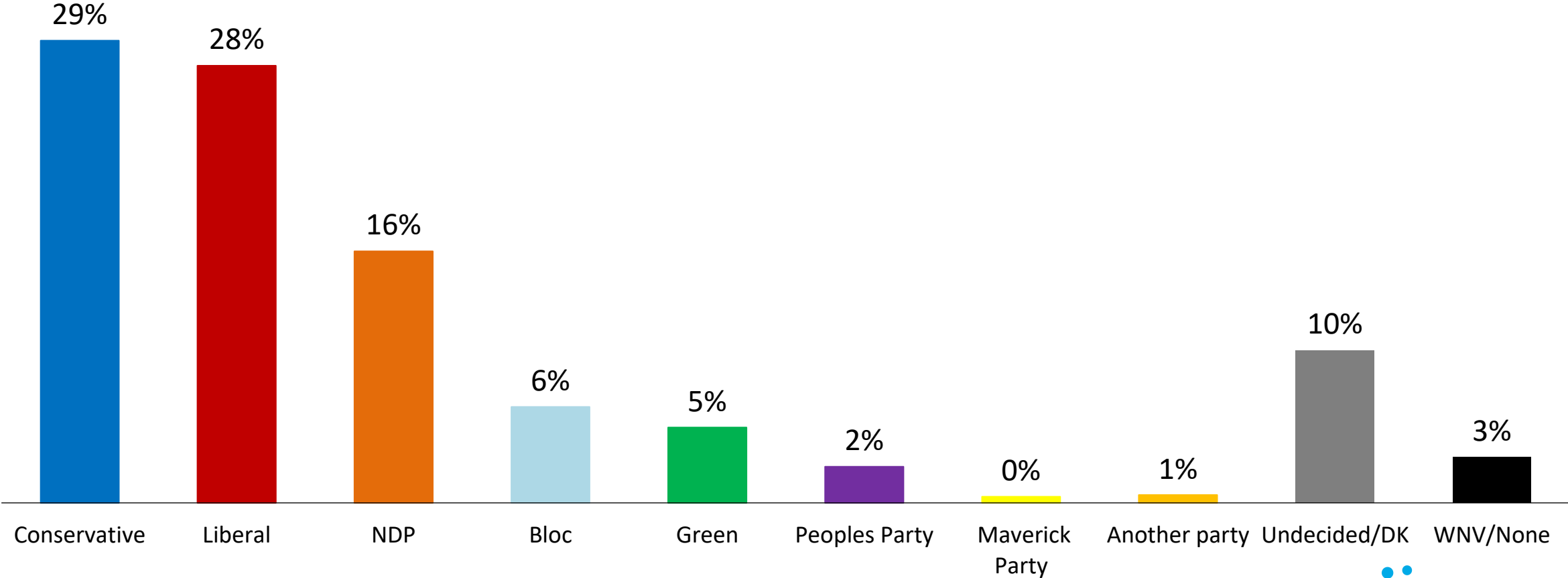


Federal Vote

Liberal and Conservative voters statistically tied; 1 in 8 voters say their vote is up for grabs (12%)



If a Federal election were held today, which party would you vote for? In that case, which party do you lean toward slightly? [Vote + Lean]
[asked of all respondents; n=1,000]



Methodology

Survey Methodology

These are the results of an online survey conducted between November 4th and November 14th, 2022.

Method: This online survey was conducted using INNOVATIVE's Canada 20/20 national research panel with additional respondents from Dynata, a leading provider of online sample. Each survey is administered to a series of randomly selected samples from the panel and weighted to ensure that the overall sample's composition reflects that of the actual Canadian population according to Census data to provide results that are intended to approximate a probability sample.

Sample Size: n=2,236 Canadian citizens, 18 years or older. The results are nationally weighted to n=1,000 based on Census data from Statistics Canada.

Field Dates: November 4th to November 14th, 2022.

Weighting: Results for Canada are weighted by age, gender, region, and party identification to ensure that the overall sample's composition reflects that of the actual population according to Census data; in order to provide results that are intended to approximate a probability sample. Weighted and unweighted frequencies are reported in the table.

Margin of Error: This is a representative sample. However, since the online survey was not a random probability based sample, a margin of error cannot be calculated. Statements about margins of sampling error or population estimates do not apply to most online panels.

Note: Graphs may not always total 100% due to rounding values rather than any error in data. Sums are added before rounding numbers.

	Unweighted (n)	Unweighted (%)	Weighted (n)	Weighted (%)
Men 18-34	255	10.9%	138	13.9%
Men 35-54	391	16.8%	168	16.9%
Men 55+	470	20.2%	176	17.7%
Women 18-34	334	14.3%	139	14.0%
Women 35-54	427	18.3%	174	17.5%
Women 55+	455	19.5%	200	20.1%
BC	292	12.5%	135	13.5%
AB	289	12.4%	112	11.2%
Prairies	255	10.9%	64	6.4%
ON	948	40.6%	387	38.7%
QC	396	17.0%	234	23.4%
Atlantic	156	6.7%	68	6.8%



For more information, please contact:

Greg Lyle

President

(416) 642-6429

glyle@innovativeresearch.ca

Building Understanding.

