



# Reaction to Protests 2020 versus 2022

Public Opinion Research  
Release Date: February 15, 2022  
Field Dates: February 4 to 14, 2022

# Reaction to Protests 2020 versus 2022

In 2020 protestors held a series of protests across Canada in response to the proposed Coastal Gaslink pipeline through traditional Wet'suwet'en territory. Now, another series of protests are occurring across Canada in response to the federal government ending the vaccine requirement exemption for truck drivers entering Canada.

Today, INNOVATIVE is releasing the results from our February *Canada This Month* survey. This online survey was in field from February 4<sup>th</sup> to 14<sup>th</sup>, 2022 with a weighted sample size of 1,000 Canadian residents. Detailed methodology is provided in the appendix.

This report compares how Canadians feel local law enforcement, provincial governments, and the federal government reacted to the protests, as well as two key attitudes towards the protests. It also compares approval of the different tactics employed by the two protest groups.

# Coastal Gaslink Comparison

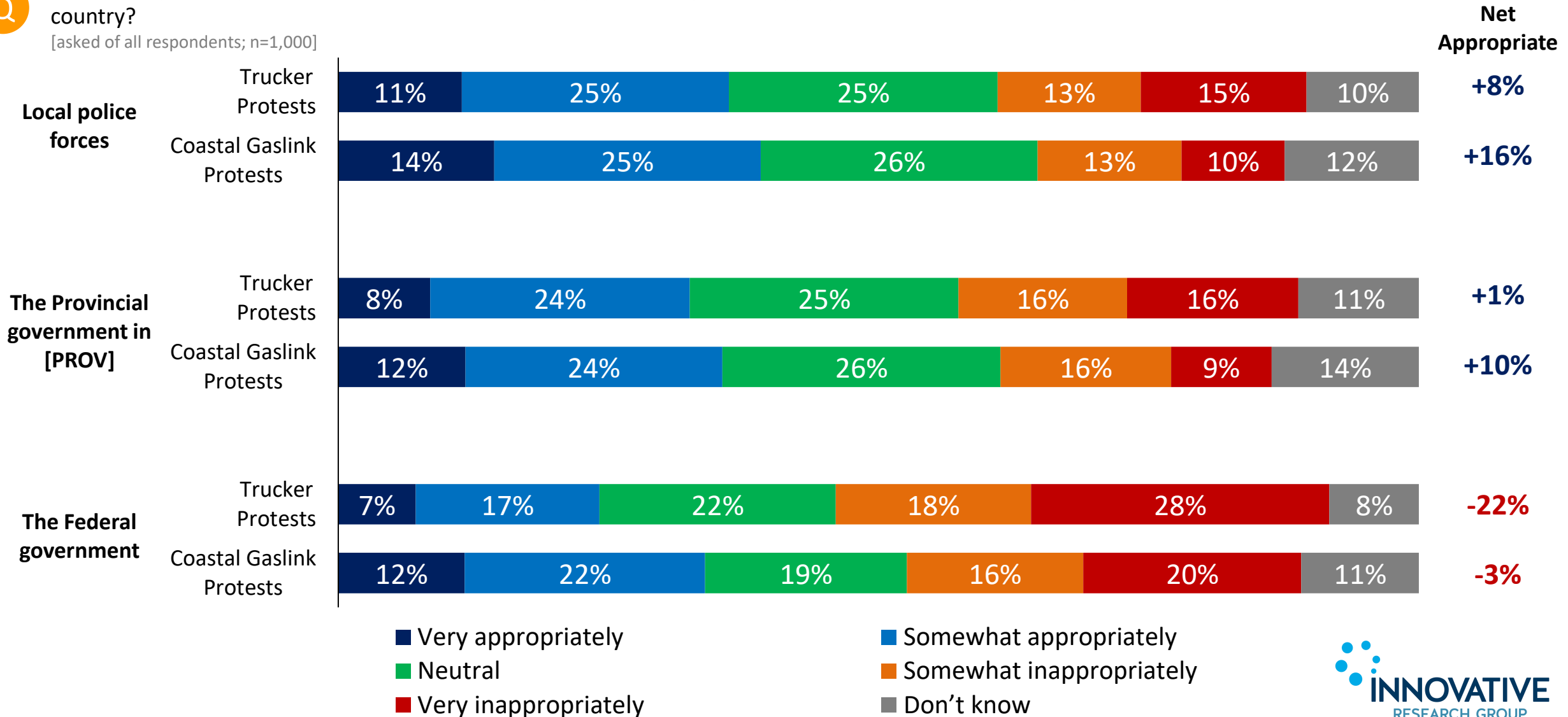
In March 2020, INNOVATIVE asked 1,200 Canadians how they felt about the protests held across Canada against a natural gas pipeline proposed by Coastal Gaslink. Results from that survey are compared to the ongoing trucker protests.

# Response to the Protests: The response to the current protests is viewed worse, particularly for the federal government



To what degree do you think each of the following groups have responded appropriately or inappropriately to the trucker protests across the country?

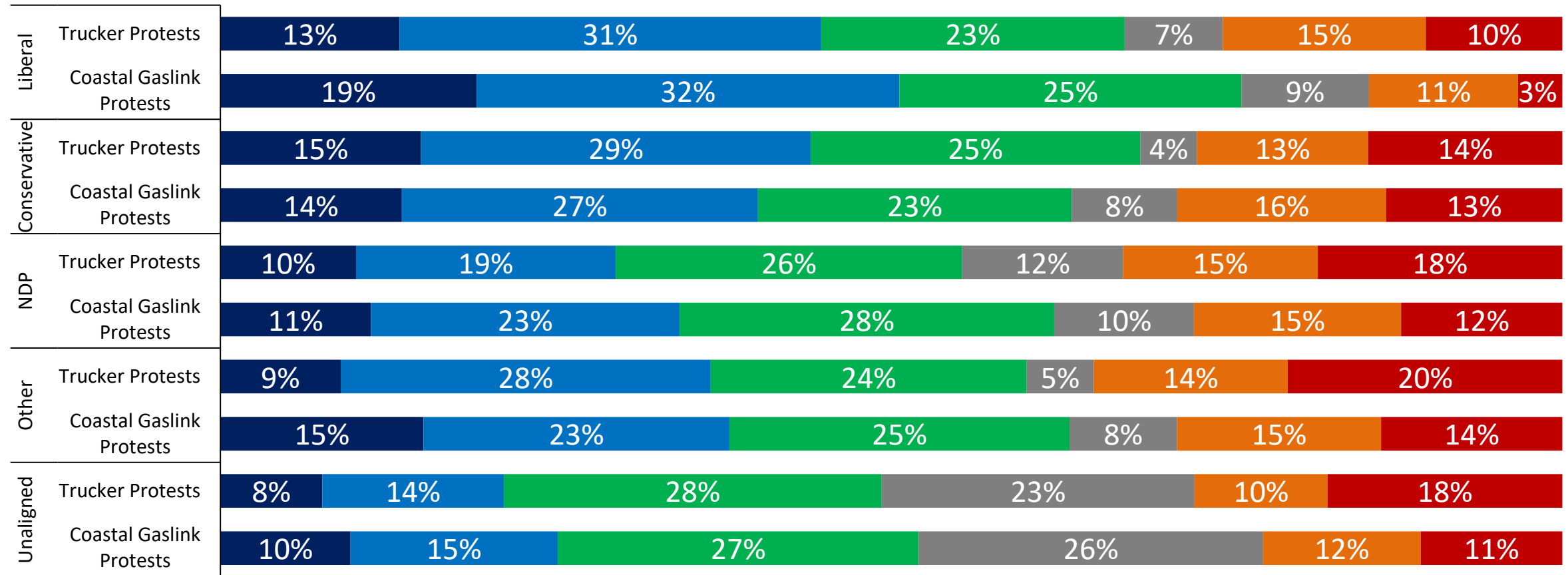
[asked of all respondents; n=1,000]



# Local Police Forces: Liberals and NDP view the police response worse while Conservative partisans say it is more appropriate



To what degree do you think each of the following groups have responded appropriately or inappropriately to the trucker protests across the country? **Local police forces**  
 [asked of all respondents; n=1,000]



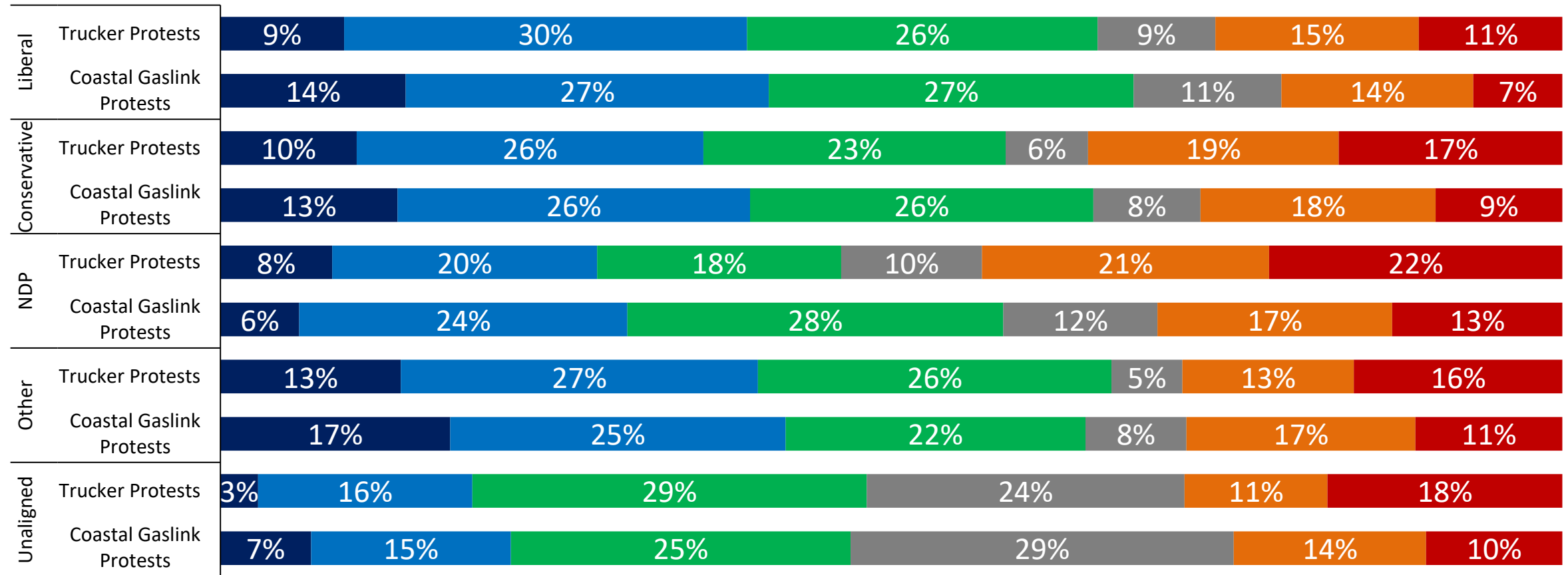
■ Very appropriately     
 ■ Somewhat appropriately     
 ■ Neutral  
■ Don't know     
 ■ Somewhat inappropriately     
 ■ Very inappropriately



# Provincial Governments: NDP and Conservative partisans are far more likely to now say provincial governments are acting inappropriately



To what degree do you think each of the following groups have responded appropriately or inappropriately to the trucker protests across the country? **The Provincial Government in [PROV]**  
[asked of all respondents; n=1,000]



■ Very appropriately     
 ■ Somewhat appropriately     
 ■ Neutral  
■ Don't know     
 ■ Somewhat inappropriately     
 ■ Very inappropriately



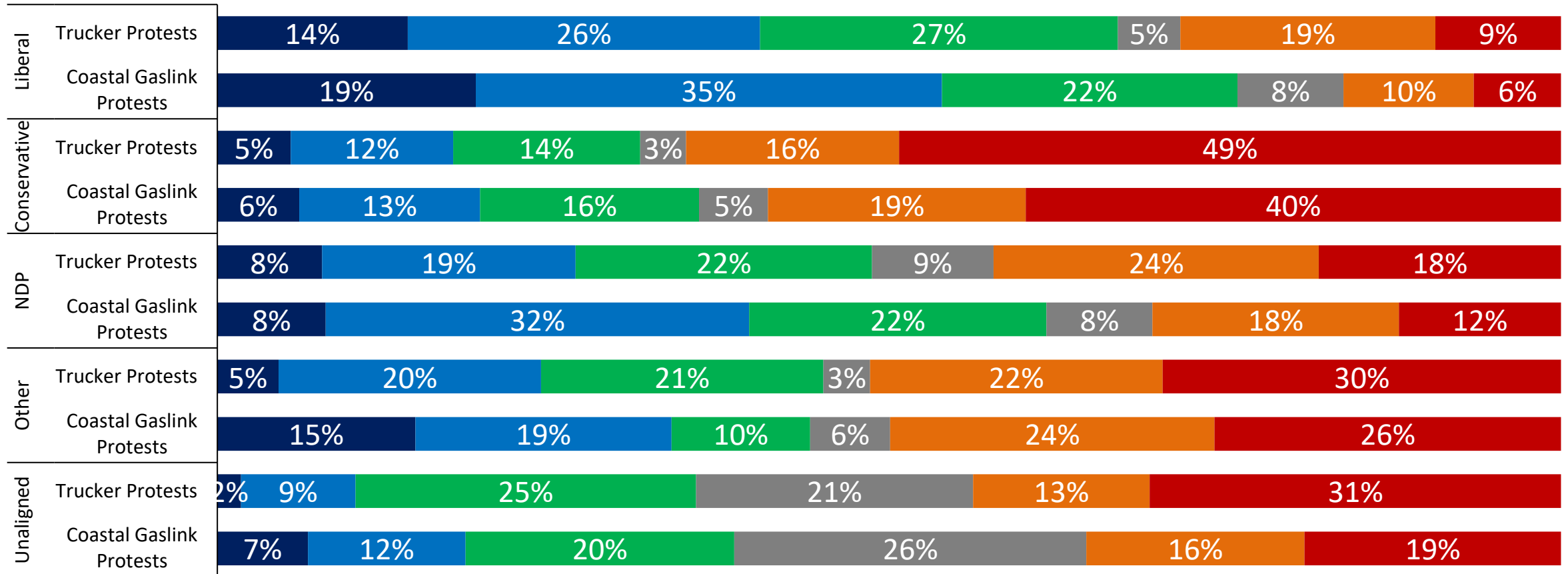


# Federal Government: Across the board, partisans think the federal government is responding less appropriately



To what degree do you think each of the following groups have responded appropriately or inappropriately to the trucker protests across the country? **The Federal Government**

[asked of all respondents; n=1,000]



Very appropriately

Somewhat appropriately

Neutral

Don't know

Somewhat inappropriately

Very inappropriately

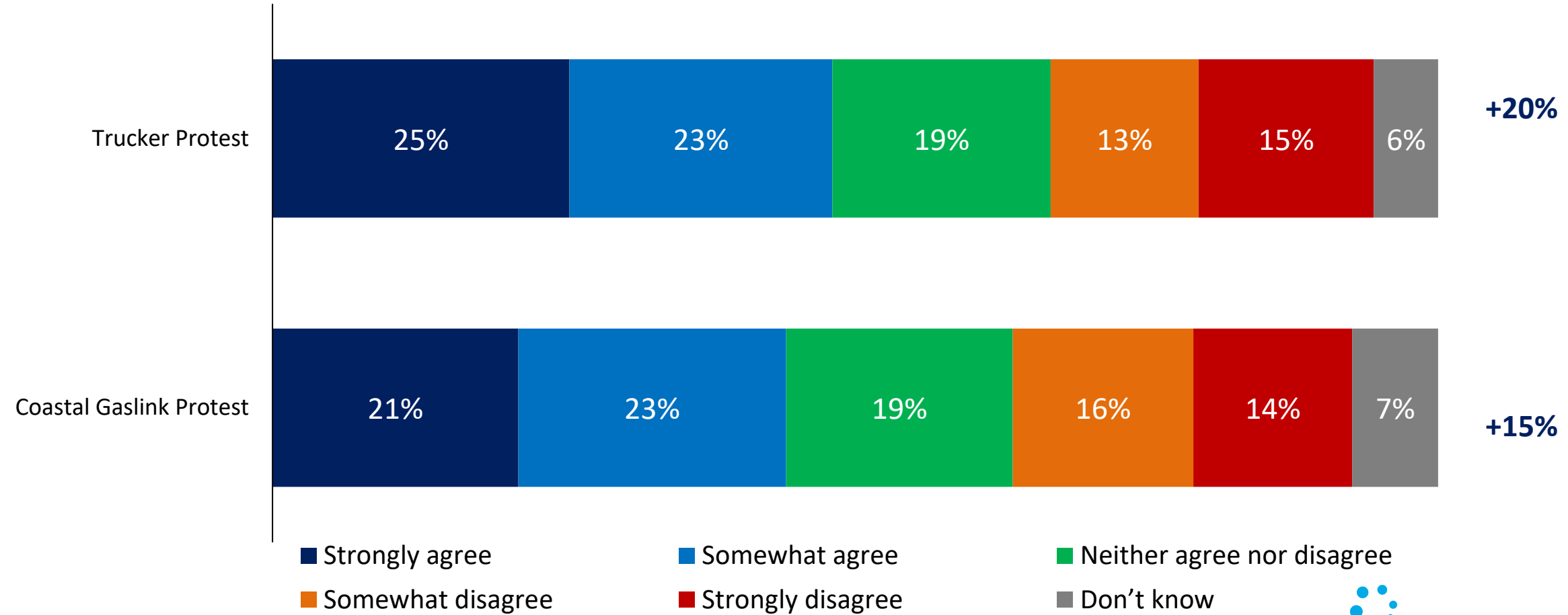
# Meeting with Protestors: People view the trucker protest as more inappropriate for the government to meet and negotiate



Do you agree or disagree with the following statements? *If the government agrees to meet with the protestors, they are signaling that anyone can block downtown spaces to get what they want / If the government agrees to meet with the protestors, they are signalling that anyone can block railways to get what they want*

[asked of all respondents; n=1,000]

Net Agree



■ Strongly agree      ■ Somewhat agree      ■ Neither agree nor disagree  
■ Somewhat disagree      ■ Strongly disagree      ■ Don't know



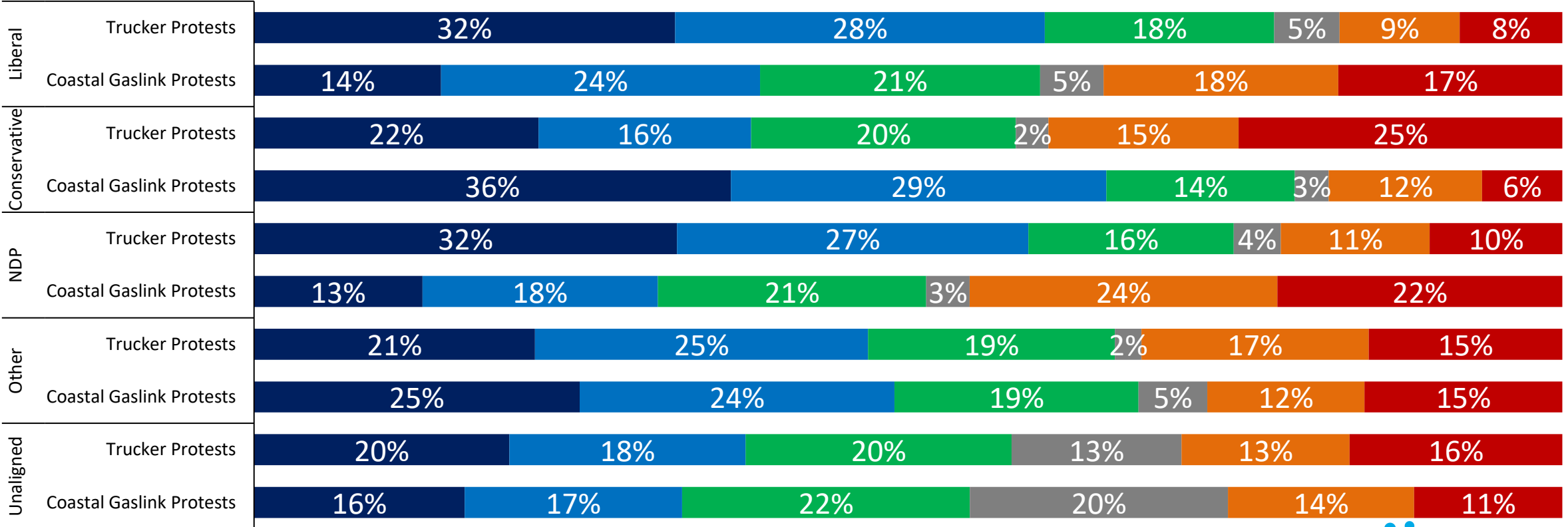
# Meeting with Protestors: Liberals and New Democrats are more concerned now while Conservatives are now split



Do you agree or disagree with the following statements?

- **[Trucker Protests]** *If the government agrees to meet with the protestors, they are signaling that anyone can block downtown spaces to get what they want*
- **[Coastal Gaslink]** *If the government agrees to meet with the protestors, they are signalling that anyone can block railways to get what they want*

[asked of all respondents; n=1,000]



■ Strongly agree     
 ■ Somewhat agree     
 ■ Neither agree nor disagree  
■ Don't know     
 ■ Somewhat disagree     
 ■ Strongly disagree



# Meeting with Protestors: New Democrats flip on whether or not meeting with protestors sends the wrong signal

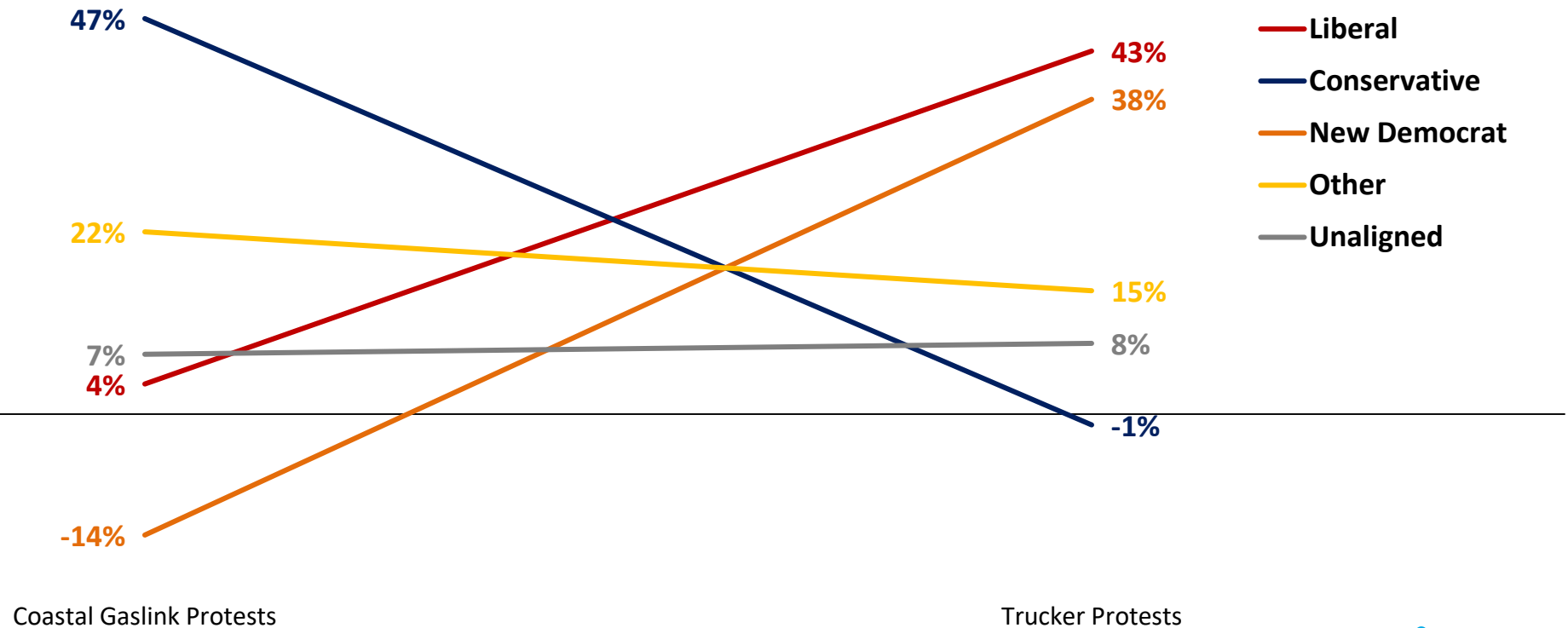


Do you agree or disagree with the following statements?

- **[Trucker Protests]** *If the government agrees to meet with the protestors, they are signaling that anyone can block downtown spaces to get what they want*
- **[Coastal Gaslink]** *If the government agrees to meet with the protestors, they are signaling that anyone can block railways to get what they want*

[asked of all respondents; n=1,000]

## Net Agreement [Total Agree – Total Disagree]

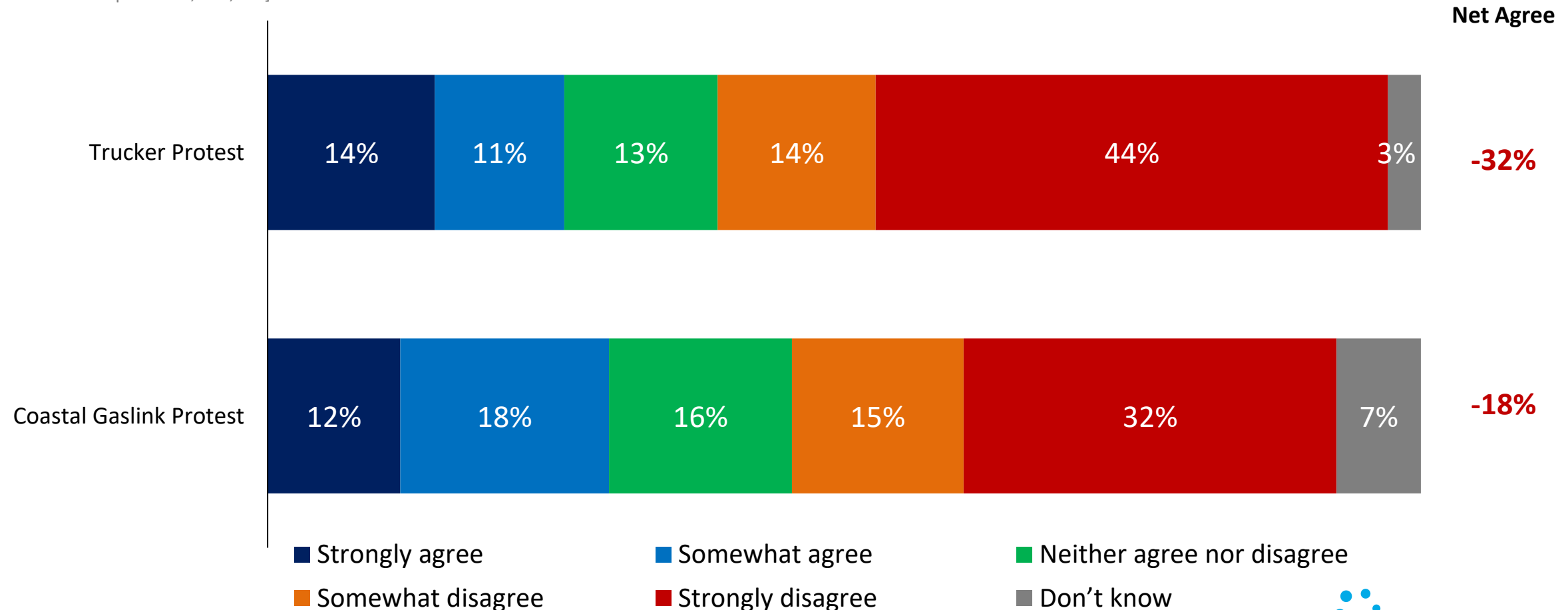


# Protest Necessity: People view the disruption caused by the truckers protest as less necessarily compared the disruption by CGL protests



Do you agree or disagree with the following statements? *I think any disruption caused by these protests is necessary given the way governments have restricted our freedoms during the COVID-19 pandemic / I think any disruption caused by these blockades are necessary given the way governments have ignored Indigenous Peoples and their issues over many years*

[asked of all respondents; n=1,000]



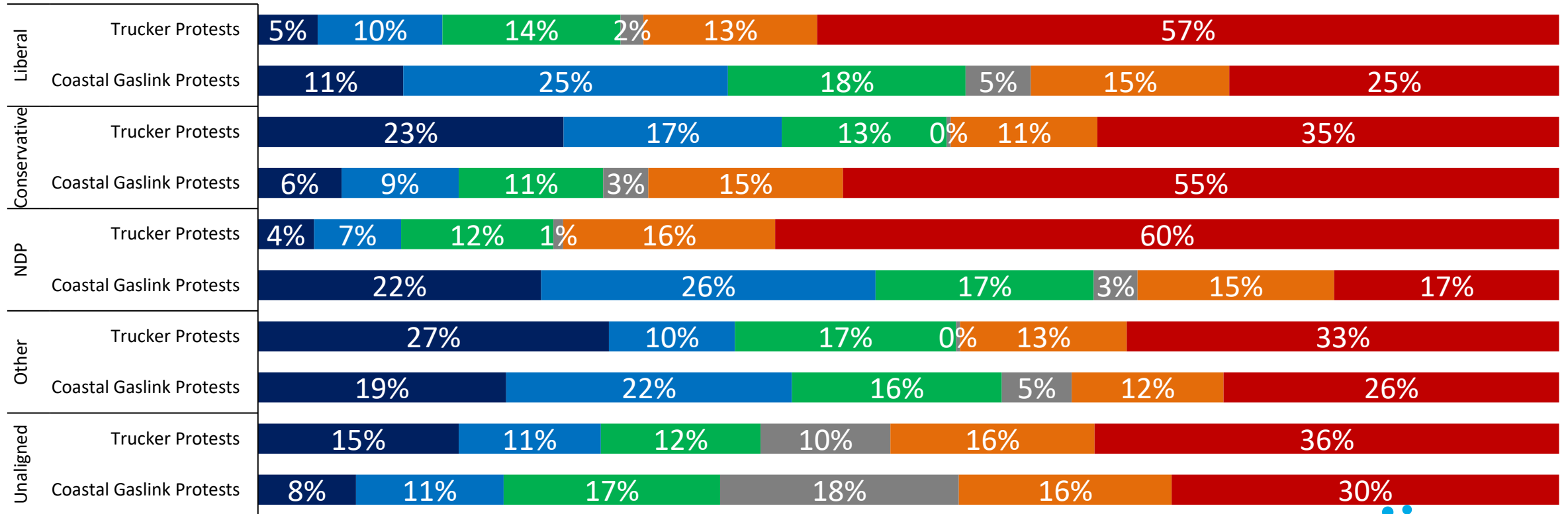
# Protest Necessity: More than half of NDP and Liberal partisans say the current protests are not necessary



Do you agree or disagree with the following statements?

- **[Trucker Protests]** I think any disruption caused by these protests is necessary given the way governments have restricted our freedoms during the COVID-19 pandemic
- **[Coastal Gaslink Protests]** I think any disruption caused by these blockades are necessary given the way governments have ignored Indigenous Peoples and their issues over many years

[asked of all respondents; n=1,000]



■ Strongly agree     
 ■ Somewhat agree     
 ■ Neither agree nor disagree  
■ Don't know     
 ■ Somewhat disagree     
 ■ Strongly disagree

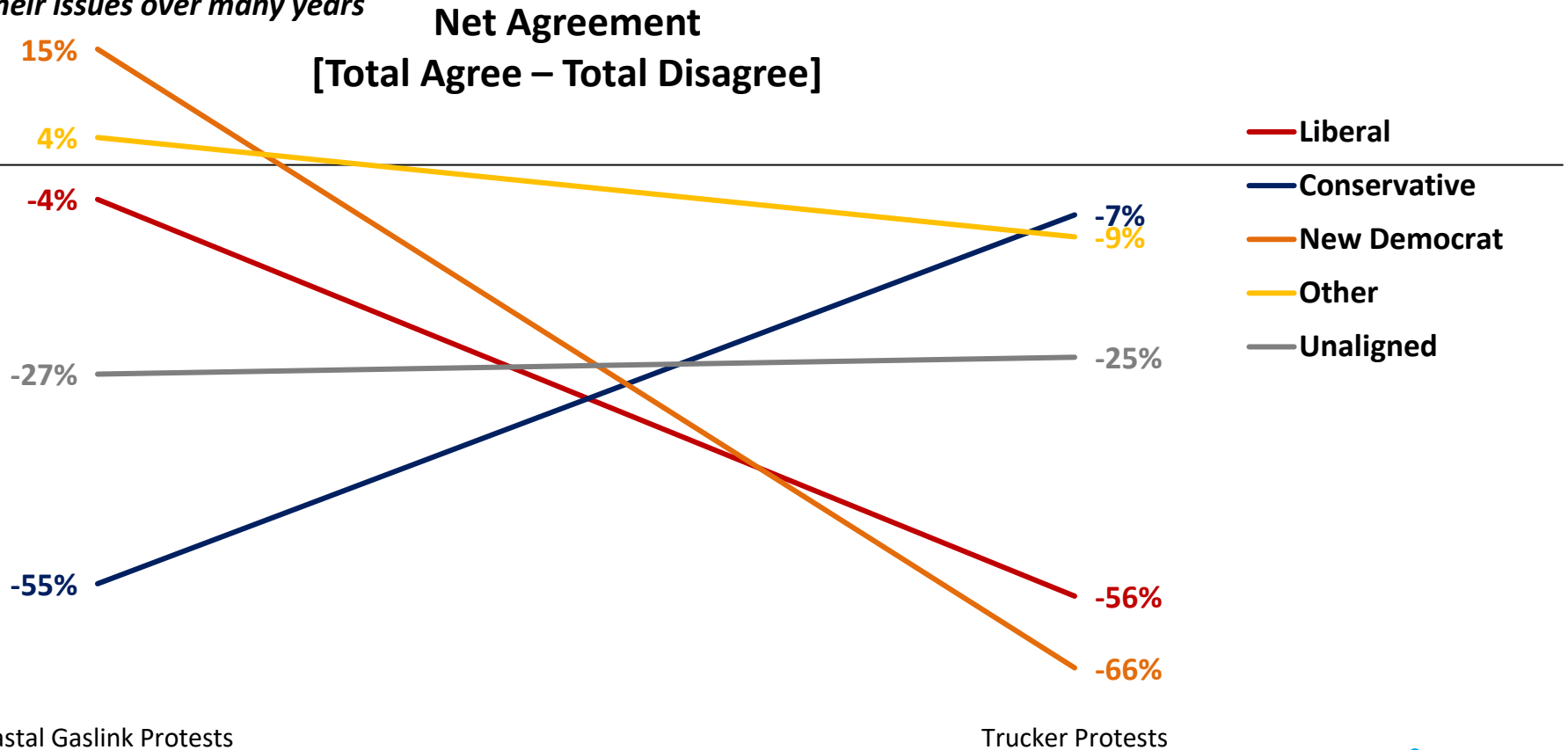
# Protest Necessity: New Democrats flip on necessity of the protests between Coastal Gaslink protests and the current protests



Do you agree or disagree with the following statements?

- **[Trucker Protests]** I think any disruption caused by these protests is necessary given the way governments have restricted our freedoms during the COVID-19 pandemic
- **[Coastal Gaslink Protests]** I think any disruption caused by these blockades are necessary given the way governments have ignored Indigenous Peoples and their issues over many years

[asked of all respondents; n=1,000]



# Protest Actions

# Protest Actions: Across both protests, any genuine disruption, like blockades, is not supported



Do you support or oppose truck drivers who are opposed to vaccine mandates undertaking the following activities to advance their concerns:  
[asked of all respondents; n=1,000]

**NOW**

**Net Support**

Creating noise in downtown areas late into the evening and early in the morning



Blockading roads



Blockading border crossings



■ Strongly support ■ Somewhat support ■ Neither support nor oppose ■ Somewhat oppose ■ Strongly oppose ■ Don't Know



Do you support or oppose Wet'suwet'en people who are opposed to the pipeline undertaking the following activities to advance their concerns:  
[asked of all respondents; March 2020; n=1,200]

**THEN**

**Net Support**

Marches by supporters in Canada's major cities



Sit-ins in the offices of elected officials



Restricting access to provincial Legislatures



Blockading access roads to the pipeline construction site



Rail blockades



Blockades of major highways and bridges



■ Strongly support ■ Somewhat support ■ Neither support nor oppose ■ Somewhat oppose ■ Strongly oppose ■ Don't know



# Methodology

# 2022 Survey Methodology

These are the results of an online survey conducted between February 4<sup>th</sup> and February 14<sup>th</sup>, 2022.

**Method:** This online survey was conducted using INNOVATIVE's Canada 20/20 national research panel with additional respondents from Dynata, a leading provider of online samples. Each survey is administered to a series of randomly selected samples from the panel and weighted to ensure that the overall sample's composition reflects that of the actual Canadian population according to Census data to provide results that are intended to approximate a probability sample.

**Sample Size:** n=1598 Canadian citizens, 18 years or older. The results are nationally weighted to n=1000 based on Census data from Statistics Canada.

**Field Dates:** February 4<sup>th</sup> and February 14<sup>th</sup>, 2022.

**Weighting:** Results for Canada are weighted by age, gender, region, and party identification to ensure that the overall sample's composition reflects that of the actual population according to Census data; in order to provide results that are intended to approximate a probability sample. Weighted and unweighted frequencies are reported in the table.

**Margin of Error:** This is a representative sample. However, since the online survey was not a random probability based sample, a margin of error cannot be calculated. Statements about margins of sampling error or population estimates do not apply to most online panels.

**Note:** Graphs may not always total 100% due to rounding values rather than any error in data. Sums are added before rounding numbers.

	Unweighted (n)	Unweighted (%)	Weighted (n)	Weighted (%)
<b>Men 18-34</b>	131	8.3%	137	13.9%
<b>Men 35-54</b>	221	13.9%	161	16.4%
<b>Men 55+</b>	369	23.3%	178	18.1%
<b>Women 18-34</b>	214	13.5%	137	14.0%
<b>Women 35-54</b>	296	18.7%	168	17.1%
<b>Women 55+</b>	355	22.4%	201	20.5%
<b>Region</b>				
<b>BC</b>	293	18.3%	132	13.2%
<b>AB</b>	163	10.2%	113	11.3%
<b>Prairies</b>	76	4.8%	66	6.6%
<b>ON</b>	682	42.7%	386	38.6%
<b>QC</b>	284	17.8%	235	23.5%
<b>Atlantic</b>	100	6.3%	69	6.9%

# 2020 Survey Methodology

These are the results of an online survey conducted between March 13<sup>th</sup> and 18<sup>th</sup>, 2020.

**Method:** This online survey was conducted using INNOVATIVE's Canada 20/20 national research panel with additional respondents from Lucid, a leading provider of online sample. Each survey is administered to a series of randomly selected samples from the panel and weighted to ensure that the overall sample's composition reflects that of the actual Canadian population according to Census data to provide results that are intended to approximate a probability sample.

**Sample Size:** n=2,740 general population, 18 years or older. The results are weighted to n=1,200 based on Census data from Statistics Canada.

**Field Dates:** March 13 to March 18, 2020.

**Weighting:** Results for Canada are weighted by age, gender, and region to ensure that the overall sample's composition reflects that of the actual population according to Census data; in order to provide results that are intended to approximate a probability sample. Weighted and unweighted frequencies are reported in the table.

**Margin of Error:** This is a representative sample. However, since the online survey was not a random probability based sample, a margin of error cannot be calculated. Statements about margins of sampling error or population estimates do not apply to most online panels.

**Note:** Graphs may not always total 100% due to rounding values rather than any error in data. Sums are added before rounding numbers.

	Unweighted (n)	Unweighted (%)	Weighted (n)	Weighted (%)
<b>Men 18-34</b>	297	10.8%	165	13.8%
<b>Men 35-54</b>	393	14.3%	201	16.7%
<b>Men 55+</b>	688	25.1%	217	18.1%
<b>Women 18-34</b>	313	11.4%	163	13.6%
<b>Women 35-54</b>	459	16.8%	208	17.4%
<b>women 55+</b>	590	21.5%	245	20.4%
<b>Region</b>				
<b>BC</b>	511	18.6%	163	13.6%
<b>Alberta</b>	383	14.0%	136	11.3%
<b>Prairies</b>	116	4.2%	80	6.7%
<b>Ontario</b>	1,123	41.0%	459	38.3%
<b>Quebec</b>	286	10.4%	280	23.3%
<b>Atlantic</b>	321	11.7%	82	6.8%



For more information, please contact:

**Greg Lyle**

**President**

(416) 642-6429

[glyle@innovativeresearch.ca](mailto:glyle@innovativeresearch.ca)

**Building Understanding.**

