



Reaction to Protests in Ottawa

Public Opinion Research
Release Date: February 03, 2022
Field Dates: January 27 to February 01, 2022

What Changed?

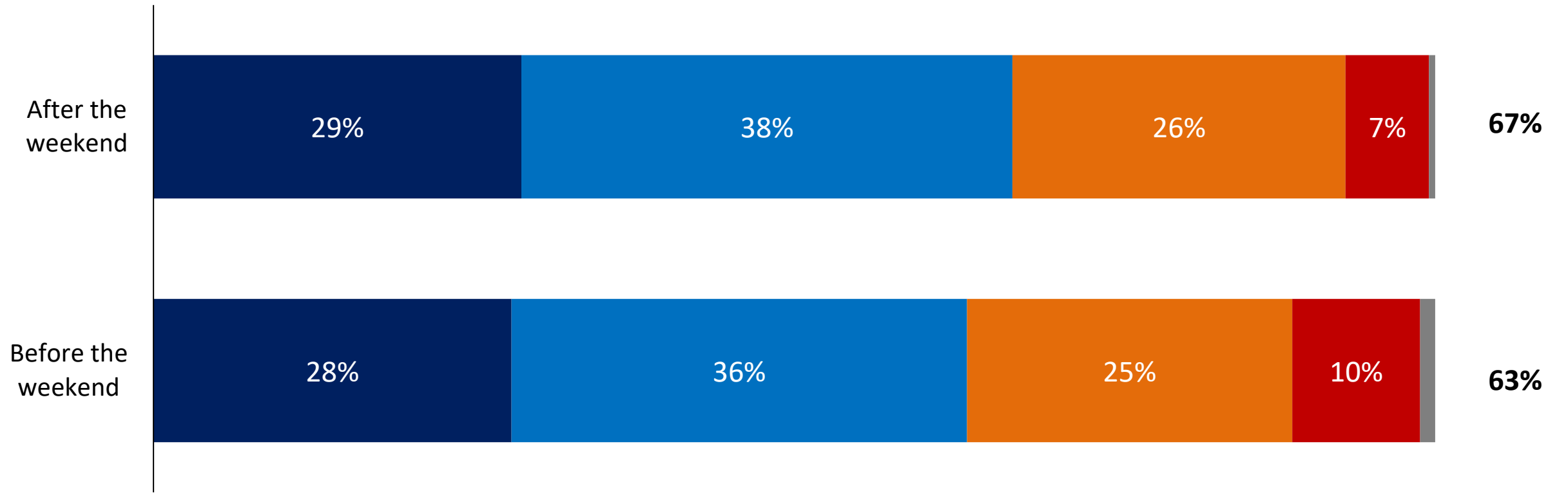
Following News: Attention remained high after the weekend with 67% of Canadians following the news at least somewhat closely



The federal government has generally been requiring that anybody entering Canada from the US must be vaccinated against COVID-19. There has been an exemption for truckers but the government recently ended that exemption and now requires truckers also be vaccinated. A group of truckers have started a cross-Canada protest driving from BC to Ottawa. How closely have you been following news about the truck driver protest?

[asked of all respondents; n=500 before and after the weekend]

Total Closely



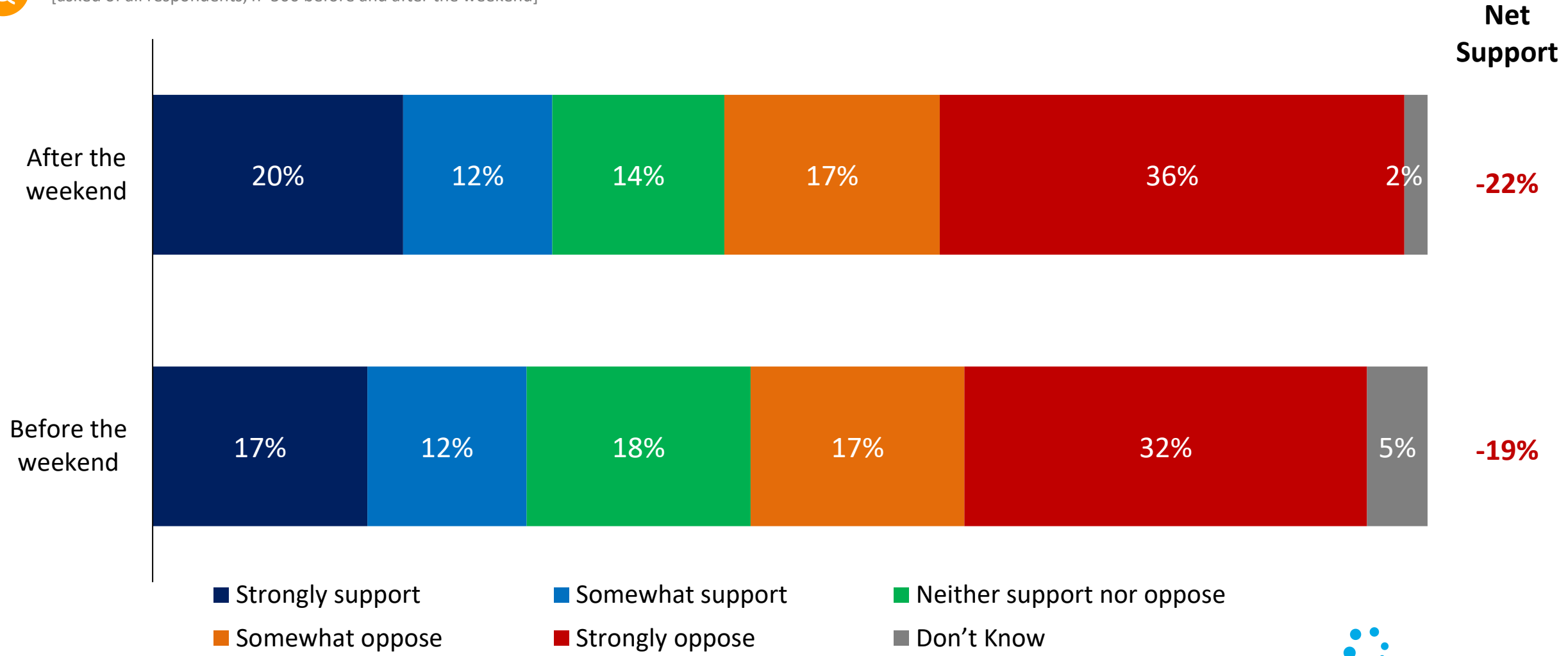
Very closely Somewhat closely Not very closely Not at all Don't know



Protest Support: Both support and opposition to the protest have increased since the protest began



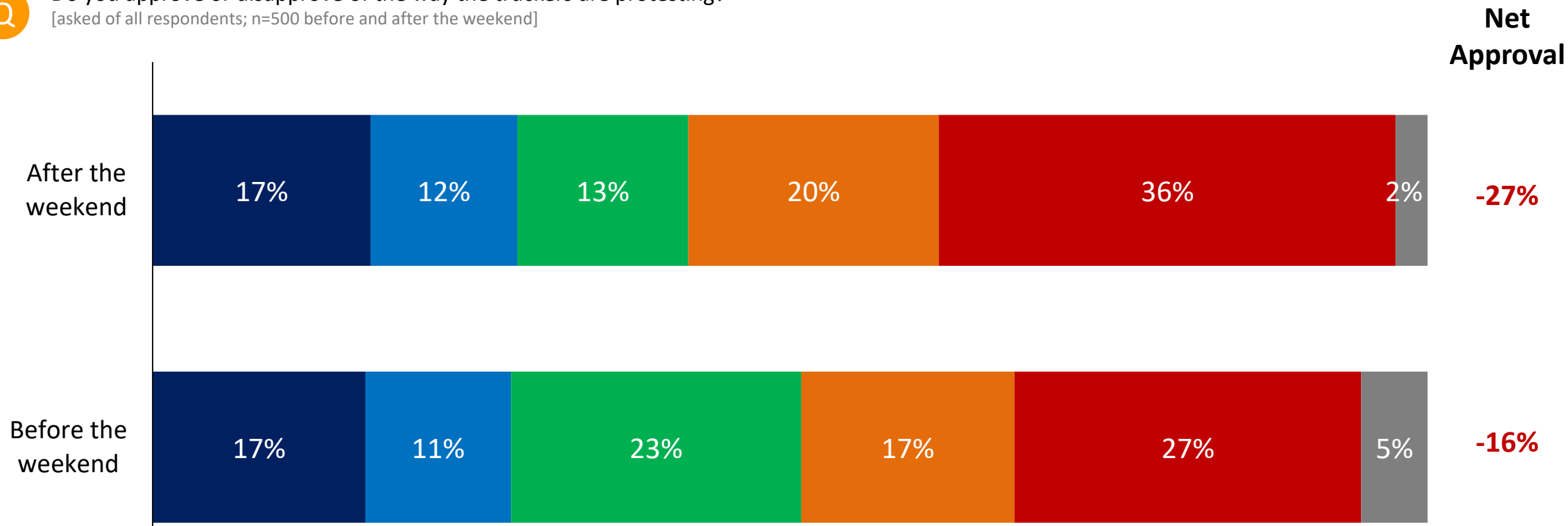
From what you have read, seen, or heard, do you support or oppose the general idea of the truckers' protest?
[asked of all respondents; n=500 before and after the weekend]



- Strongly support
- Somewhat support
- Neither support nor oppose
- Somewhat oppose
- Strongly oppose
- Don't Know

Tactics: While approval of the way the truckers are protesting is stable, disapproval is up 12 points since the start of the protest

Q Do you approve or disapprove of the way the truckers are protesting?
[asked of all respondents; n=500 before and after the weekend]



■ Strongly approve ■ Somewhat approve ■ Neither approve nor disapprove
■ Somewhat disapprove ■ Strongly disapprove ■ Don't Know



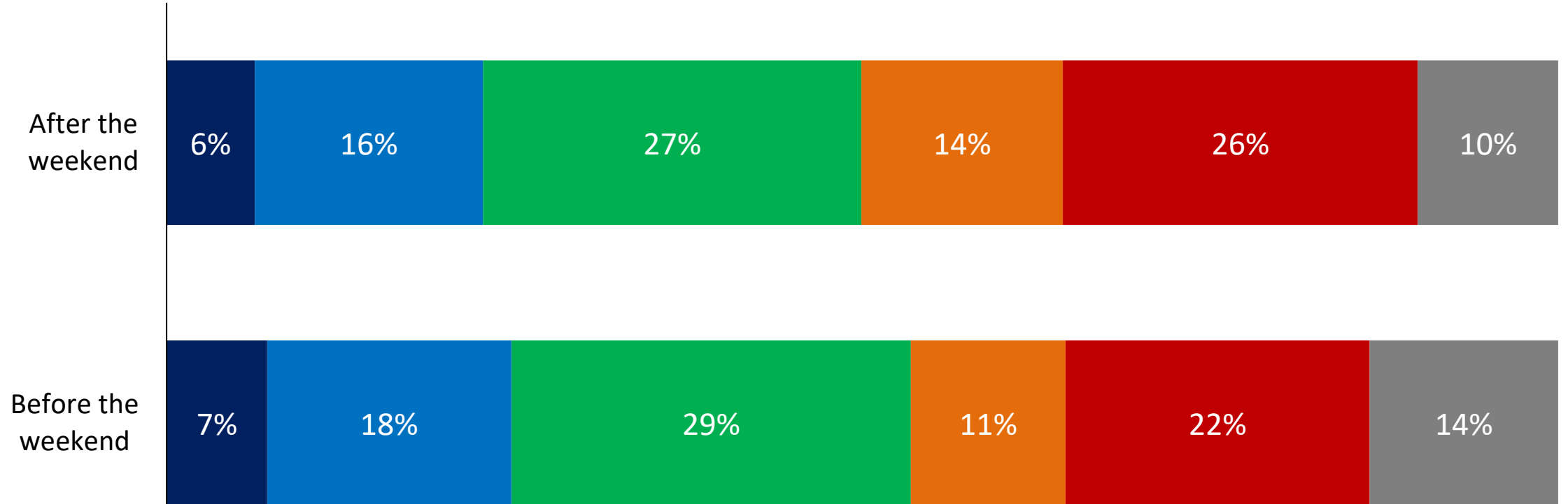
Liberal Response: Net approval of the Liberal response to the issue dropped by 9 points after the weekend



Do you approve or disapprove of the way the Liberal Party has handled the issue since it emerged?

[asked of all respondents; n=500 before and after the weekend]

Net Approval



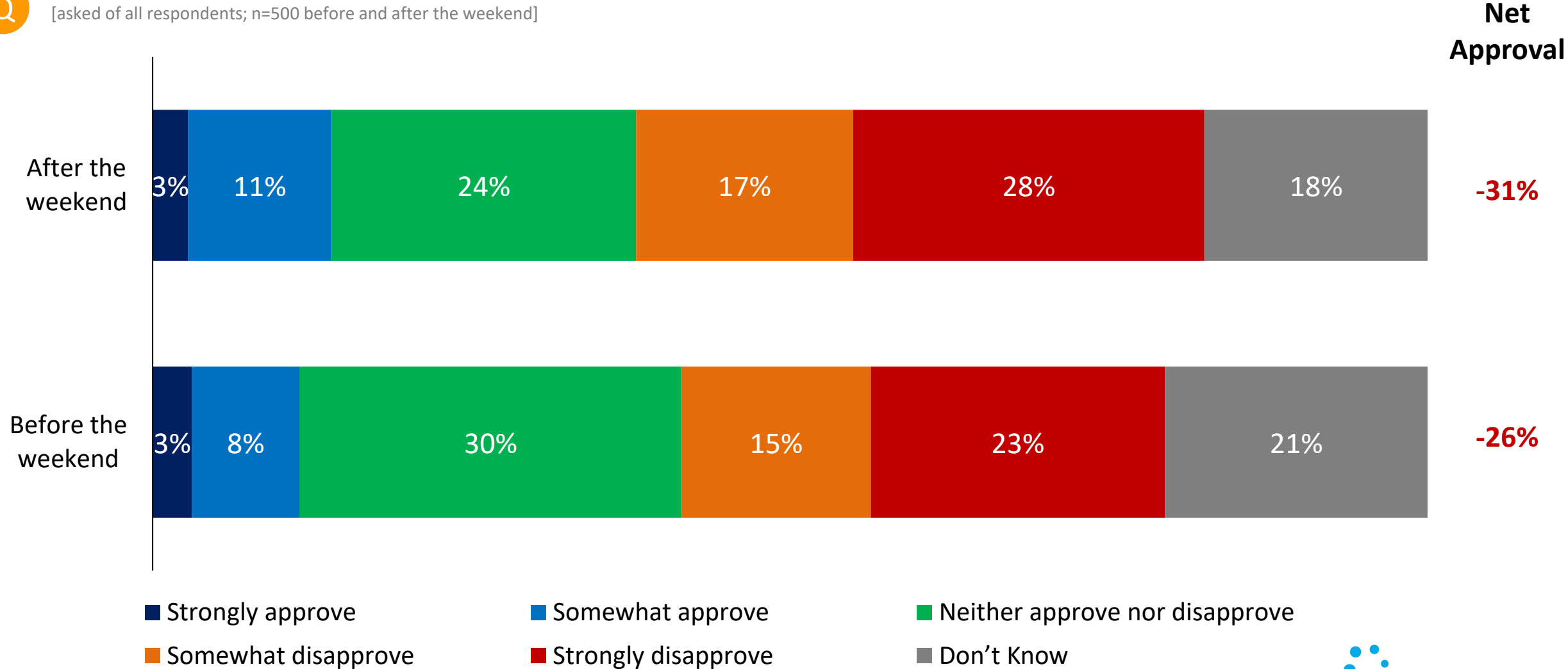
- Strongly approve
- Somewhat approve
- Neither approve nor disapprove
- Somewhat disapprove
- Strongly disapprove
- Don't Know



Conservative Response: Net approval of the Conservative response dropped to -31% with 45% saying they disapprove



Do you approve or disapprove of the way the Conservative Party has handled the issue since it emerged?
[asked of all respondents; n=500 before and after the weekend]

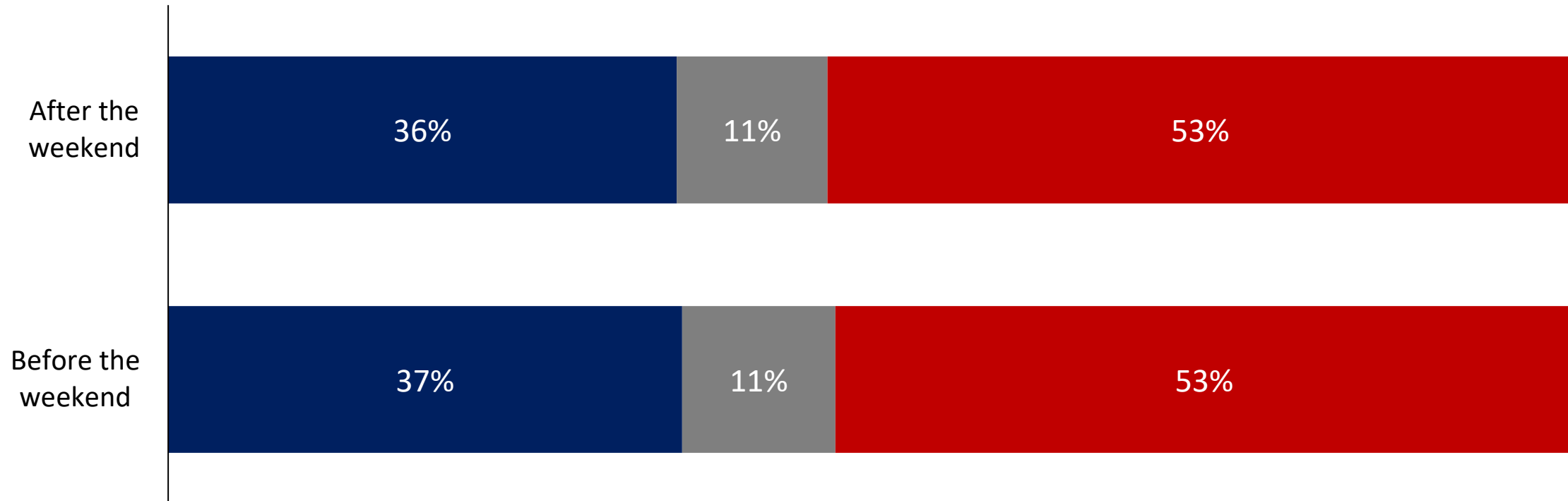


- Strongly approve
- Somewhat approve
- Neither approve nor disapprove
- Somewhat disapprove
- Strongly disapprove
- Don't Know



Trucker Exemptions: Support for an exemption for truckers at the border is stable

Q Which of the following comes closest to your point of view?
[asked of all respondents; n=500 before and after the weekend]



- The federal government should bring back the exemption for unvaccinated truck drivers to protect supply chains and ensure Canada does not experience any shortages.
- Don't know
- The federal government should continue to require that all truckers crossing the border should be vaccinated to reduce the spread of COVID-19 across the border and protect Canadians.

Who moved?

What We Believe Frames the Way We Perceive the World

We want to understand how the events surrounding the protest are impacting public attitudes regarding the protest. But people react differently to the same information, depending on their underlying attitudes towards that issue.

We are fortunate that we ended up tracking reaction to a protest about COVID-19 restrictions in a survey that already has other questions about COVID-19. We can group respondents based on whether they consistently hold pro or anti-restriction attitudes (or are conflicted) on five survey questions, including:

- Perceptions of whether federal restrictions are too tight, too loose or about right.
- Perceptions of whether provincial restrictions are too tight, too loose or about right.
- Agreement or disagreement with three attitudes about current COVID-19 restrictions

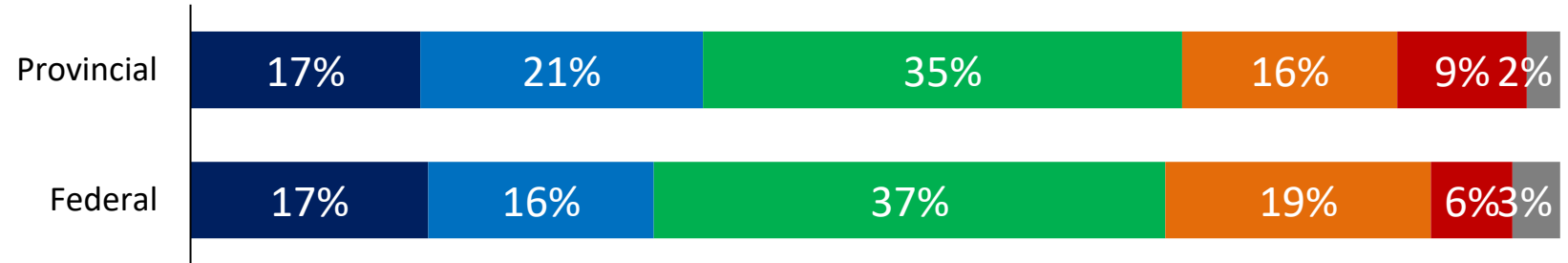
We are interested in not just whether the protesters are gaining or losing support, but among whom they are gaining or losing support. Are they “rallying their base” by gaining support among people generally opposed to restrictions? Are they pulling people conflicted on restrictions to their side? Are they driving up opposition among people who normally support COVID-19 restrictions.

COVID Restriction Index: Five attitudes are used to create an index of Canadians' general orientation towards COVID-19 restrictions



Now, thinking about the restrictions the **federal/provincial government in [PROV]** currently has in place to reduce social contacts and combat the spread of COVID-19, do you think the restrictions are too tight, too loose, or are they about right?

[asked of all respondents; n=1,000]



■ Far too tight ■ Somewhat too tight ■ About right ■ Somewhat too loose ■ Far too loose ■ Don't know



Do you agree or disagree with the following statements?

[asked of all respondents; n=1,000]

I am angry at the way the government is trying to force Canadians to get vaccinated, whether they want to or not.



The current lockdown is an overreaction because latest COVID-19 wave is milder than previous waves.



I don't think I can keep up these changes for very much longer.

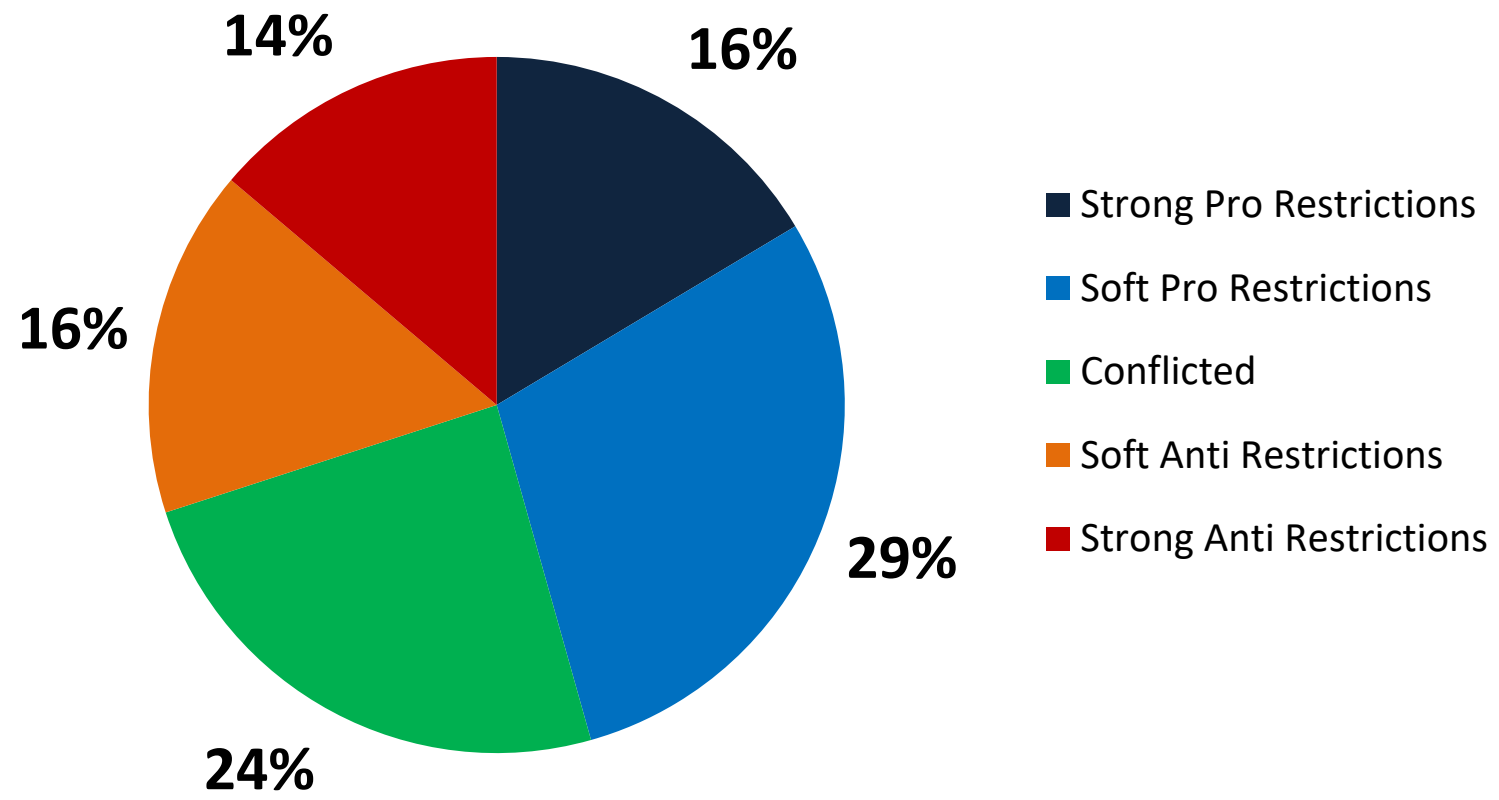


■ Strongly agree ■ Somewhat agree ■ Neither agree nor disagree

COVID Restriction Index: The plurality of Canadians are at least softly in favour of restrictions

COVID Restriction Index: We combined the following five questions into an index measuring how Canadians feel about the current COVID-19 related restrictions

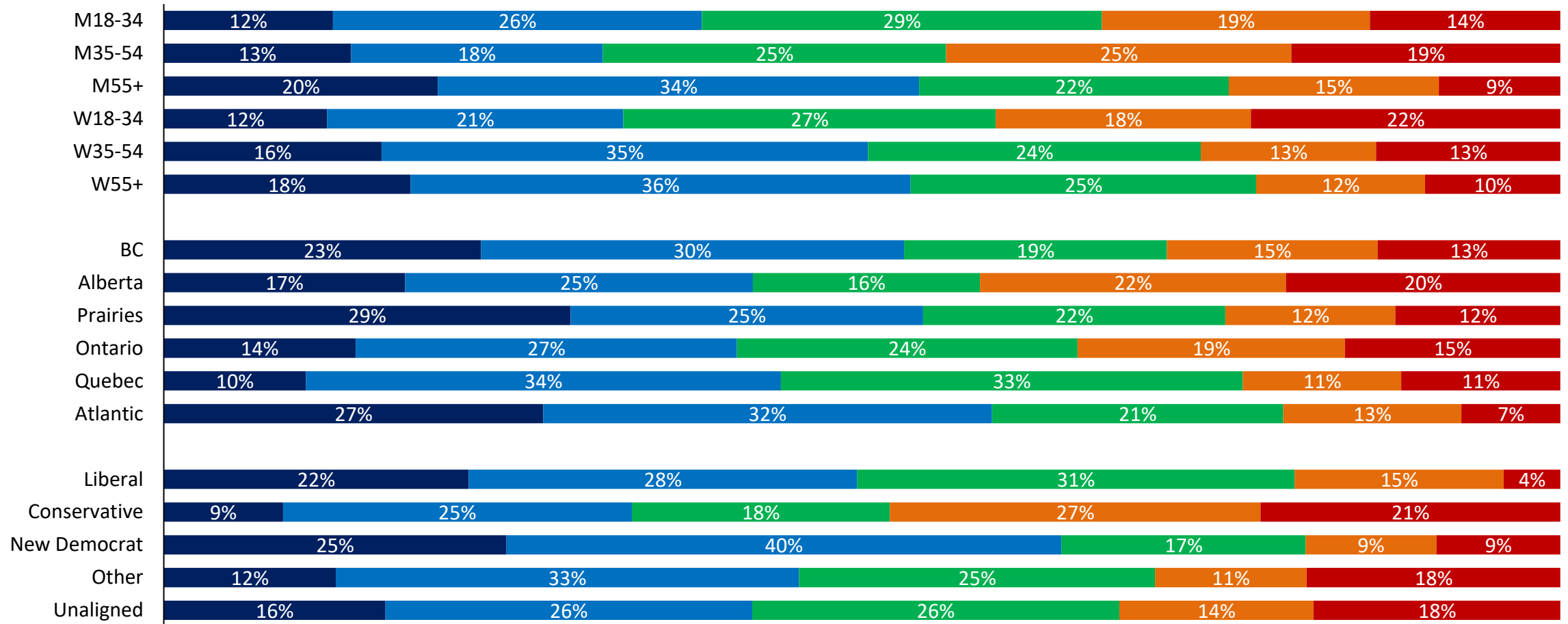
- Agree/Disagree: *I don't think I can keep up these changes for very much longer.*
- Agree/Disagree: *The current lockdown is an overreaction because latest COVID-19 wave is milder than previous waves.*
- Agree/Disagree: *I am angry at the way the government is trying to force Canadians to get vaccinated, whether they want to or not.*
- Do you think provincial restrictions are too tight, too loose, or are they about right?
- Do you think federal restrictions are too tight, too loose, or are they about right?



COVID-19 Restriction Index: Conservatives are most likely to be opposed to restrictions; New Democrats most likely to support them

COVID-19 Restriction Index by age, gender, region, and party identification.

[asked of all respondents; showing pre and post weekend results combined; n=1,000]



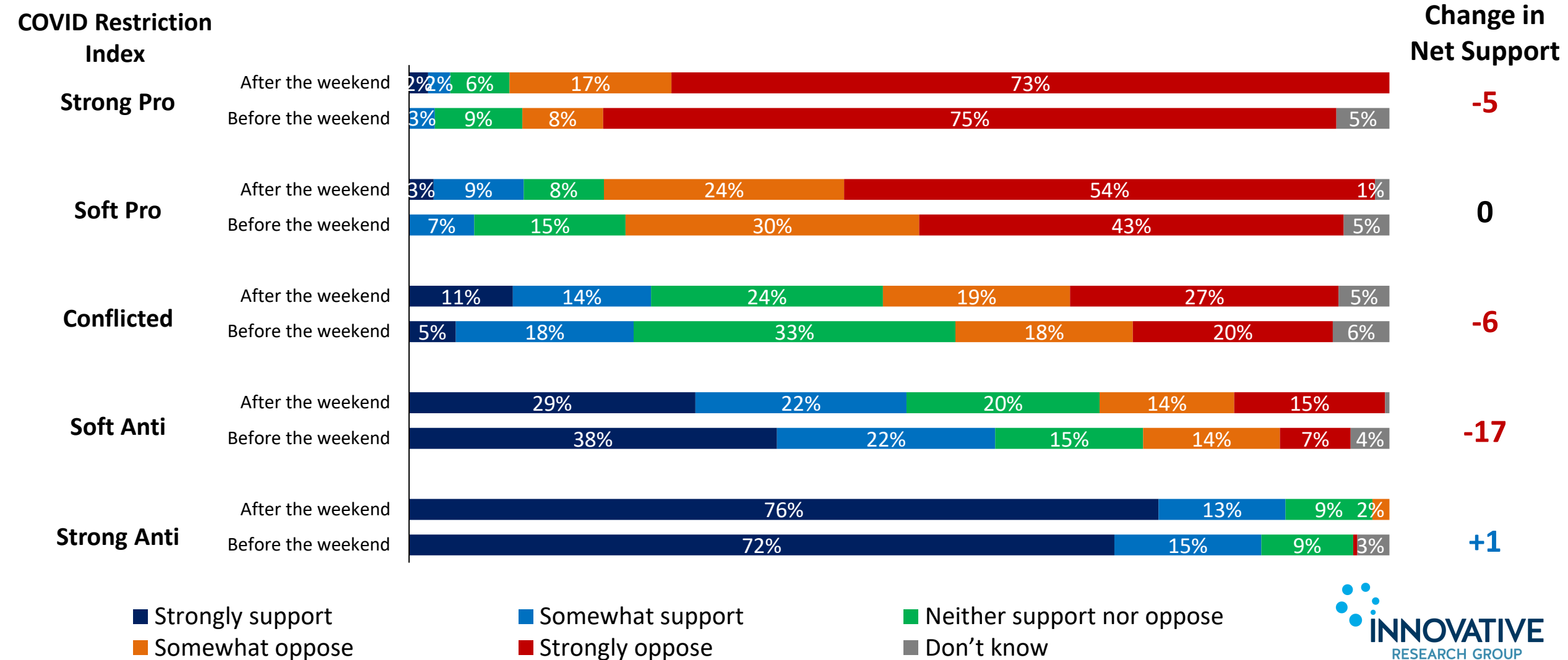
■ Strong Pro
 ■ Soft Pro
 ■ Conflicted
 ■ Soft Anti
 ■ Strong Anti

Protest Support Change: Those who are conflicted and softly against restrictions saw the biggest declines in support for the protests



From what you have read, seen, or heard, do you support or oppose the general idea of the truckers' protest?

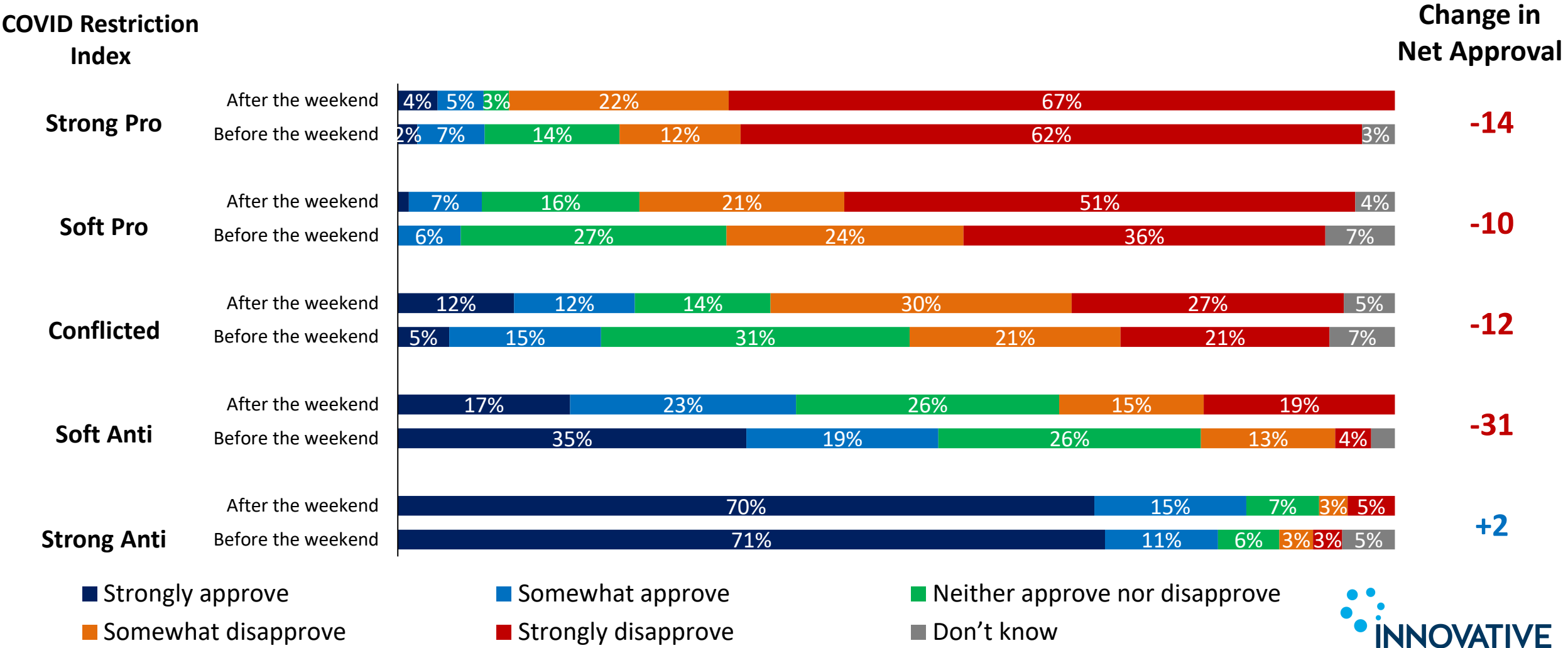
[asked of all respondents; n=1,000]



Tactics Support Change: Protesters are alienating people who are softly

against COVID-19 restrictions the most

Q Do you approve or disapprove of the way the truckers are protesting?
[asked of all respondents; n=1,000]



Methodology

Survey Methodology

These are the results of an online survey conducted between January 27th and February 1st, 2022.

Method: This online survey was conducted using INNOVATIVE's Canada 20/20 national research panel with additional respondents from Dynata, a leading provider of online samples. Each survey is administered to a series of randomly selected samples from the panel and weighted to ensure that the overall sample's composition reflects that of the actual Canadian population according to Census data to provide results that are intended to approximate a probability sample.

Sample Size: n=1,167 Canadian citizens, 18 years or older. The results are nationally weighted to n=1,000 based on Census data from Statistics Canada. Results for both before and after the weekend are weighted to n=500 when shown separately.

Field Dates: January 27th and February 1st, 2022.

Weighting: Results for Canada are weighted by age, gender, region, and party identification to ensure that the overall sample's composition reflects that of the actual population according to Census data; in order to provide results that are intended to approximate a probability sample. Weighted and unweighted frequencies are reported in the table.

Margin of Error: This is a representative sample. However, since the online survey was not a random probability based sample, a margin of error cannot be calculated. Statements about margins of sampling error or population estimates do not apply to most online panels.

Note: Graphs may not always total 100% due to rounding values rather than any error in data. Sums are added before rounding numbers.

	Unweighted (n)	Unweighted (%)	Weighted (n)	Weighted (%)
Men 18-34	140	12.1%	131	13.5%
Men 35-54	182	15.7%	162	16.7%
Men 55+	222	19.2%	177	18.2%
Women 18-34	167	14.4%	135	13.9%
Women 35-54	190	16.4%	168	17.3%
Women 55+	257	22.2%	199	20.5%
Region				
BC	150	12.9%	134	13.4%
AB	145	12.4%	111	11.1%
Prairies	91	7.8%	66	6.6%
ON	413	35.4%	386	38.6%
QC	266	22.8%	235	23.5%
Atlantic	102	8.7%	69	6.9%



For more information, please contact:

Greg Lyle

President

(416) 642-6429

glyle@innovativeresearch.ca

Building Understanding.

