



Energy & Public Opinion

OEN Luncheon

December 8, 2021








Toronto | Fairmont Royal York

Greg Lyle

President

Innovative Research Group

Today's Agenda

| | | |
|---|---|----|
|  | The Sector is in a Good Position | 3 |
|  | Electricity is the Solution to a Big Problem | 7 |
|  | ... but an Election is Coming | 9 |
|  | Define or Be Defined | 16 |
|  | Not All Voters Are Equal | 20 |
|  | ... but what about Electricity and Climate Change | 24 |
|  | Summary & Methodology | 31 |

The Sector is in a Good Position

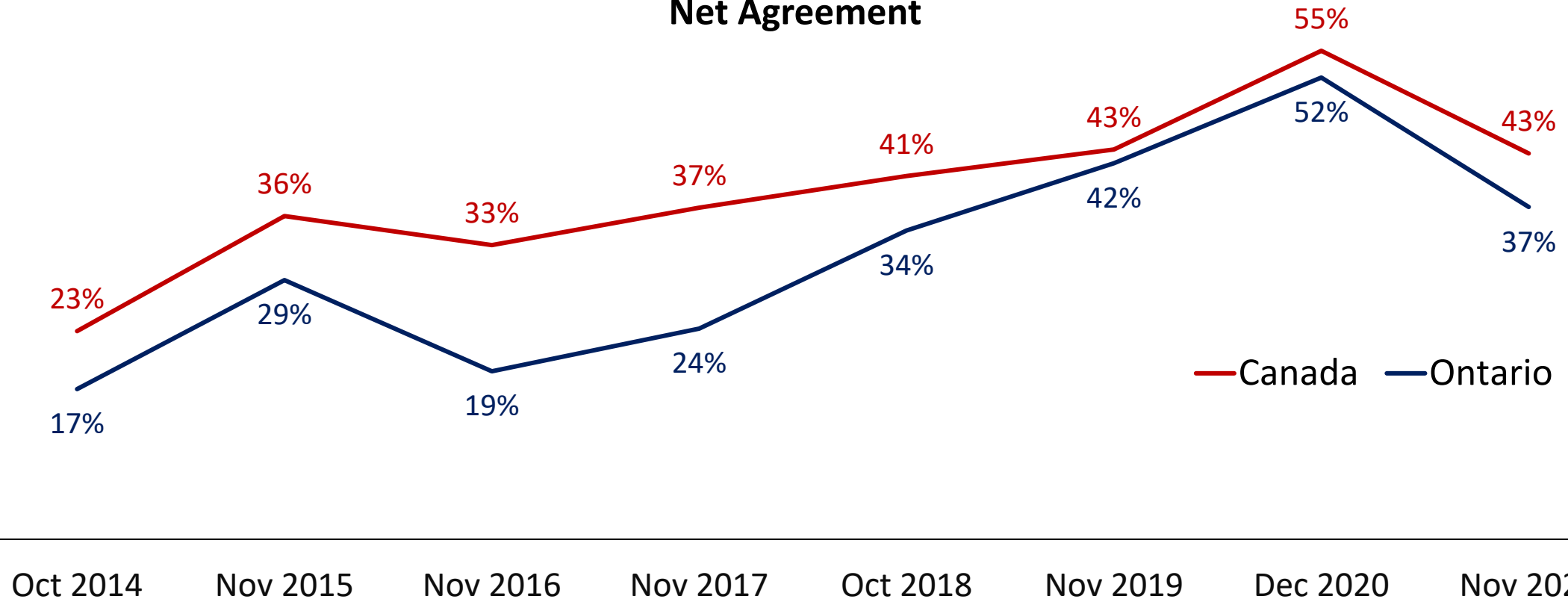
While down from recent peaks, Ontarians are more likely than in the past to feel well protected on Reliability and Quality



And, in general do you strongly agree, somewhat agree, somewhat disagree or strongly disagree with the following statements? **Consumers are well protected with respect to the reliability and quality of electricity service in my province.**

[asked of all respondents]

Net Agreement



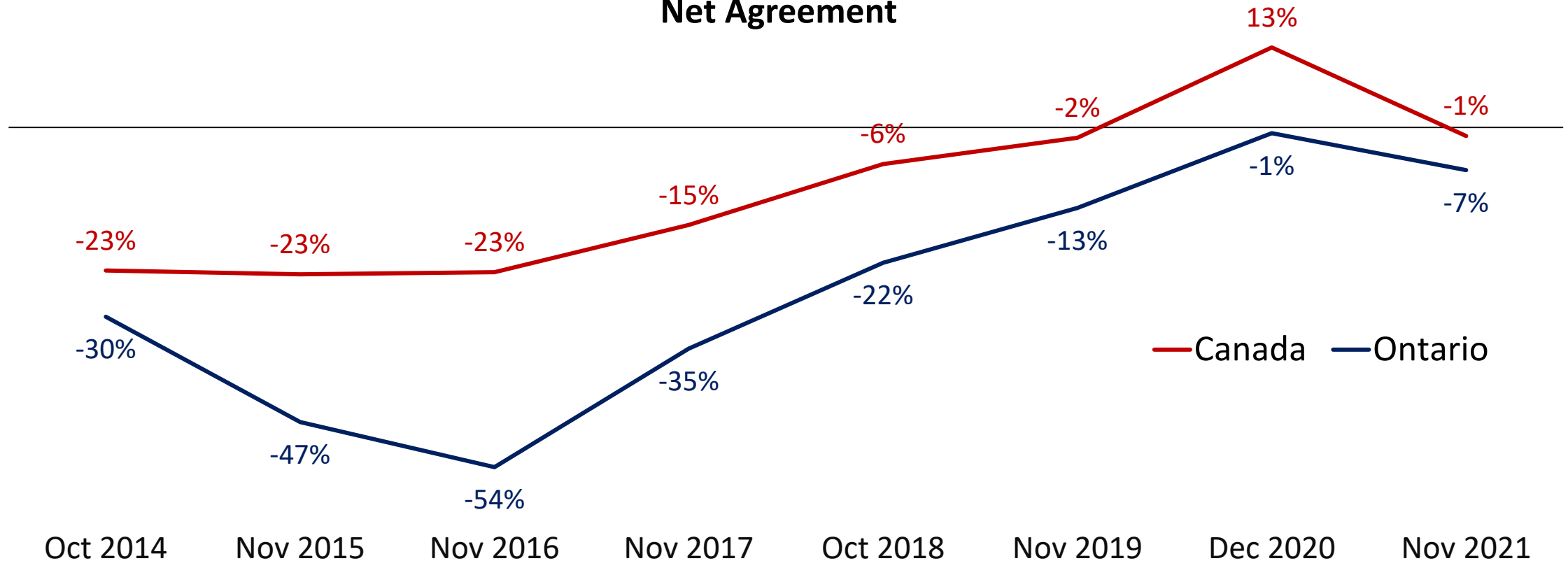
Ontarians are more likely than in the past to feel financially protected



And, in general do you strongly agree, somewhat agree, somewhat disagree or strongly disagree with the following statements? **Consumers are well protected with respect to the price of electricity service in my province.**

[asked of all respondents]

Net Agreement

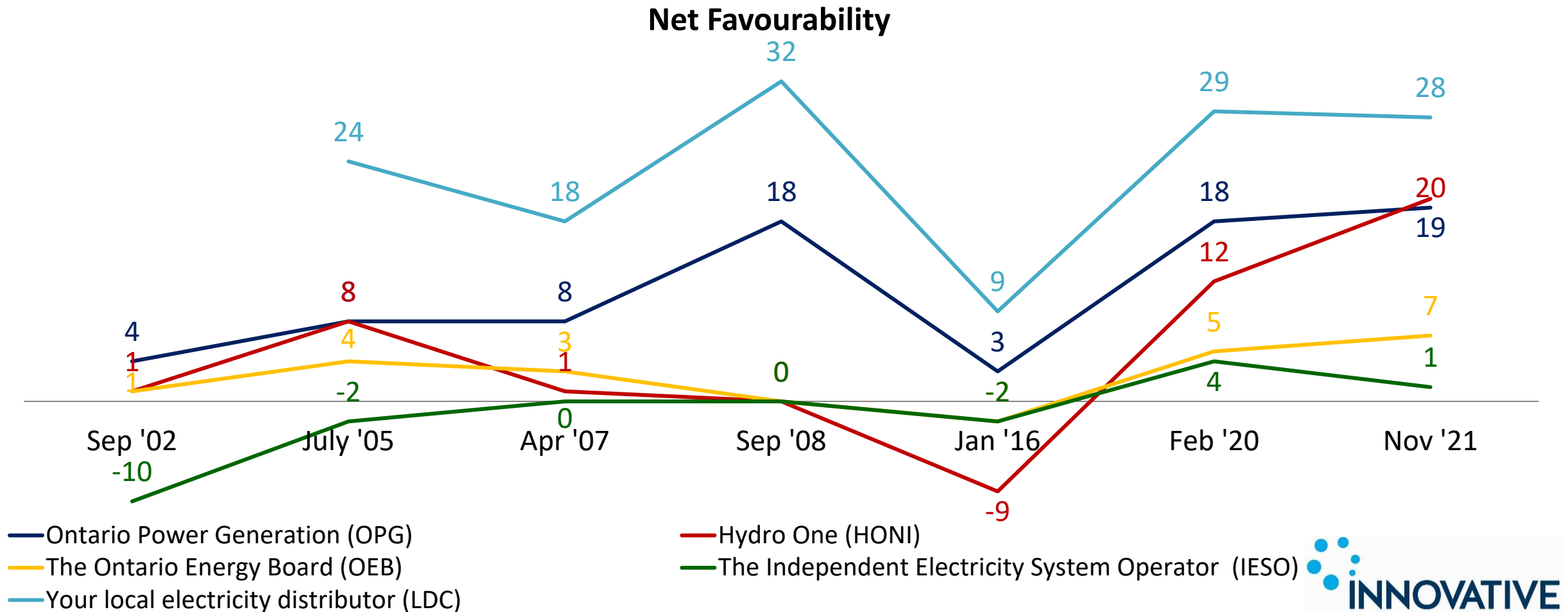


Energy Sector Players: The general rule in Ontario electricity is that the players tend to move together

Q

Have you ever heard of [ORGANIZATION]? [IF YES] And do you have a strongly favourable, somewhat favourable, neutral, somewhat unfavourable or strongly unfavourable impression of [ORGANIZATION], or would you say you haven't really heard enough about it to have a firm impression?

[asked of all respondents; n-size ranges from approx. 650 (prior to April 2003) to approx. 600 (April 2003 to Nov 2021)]



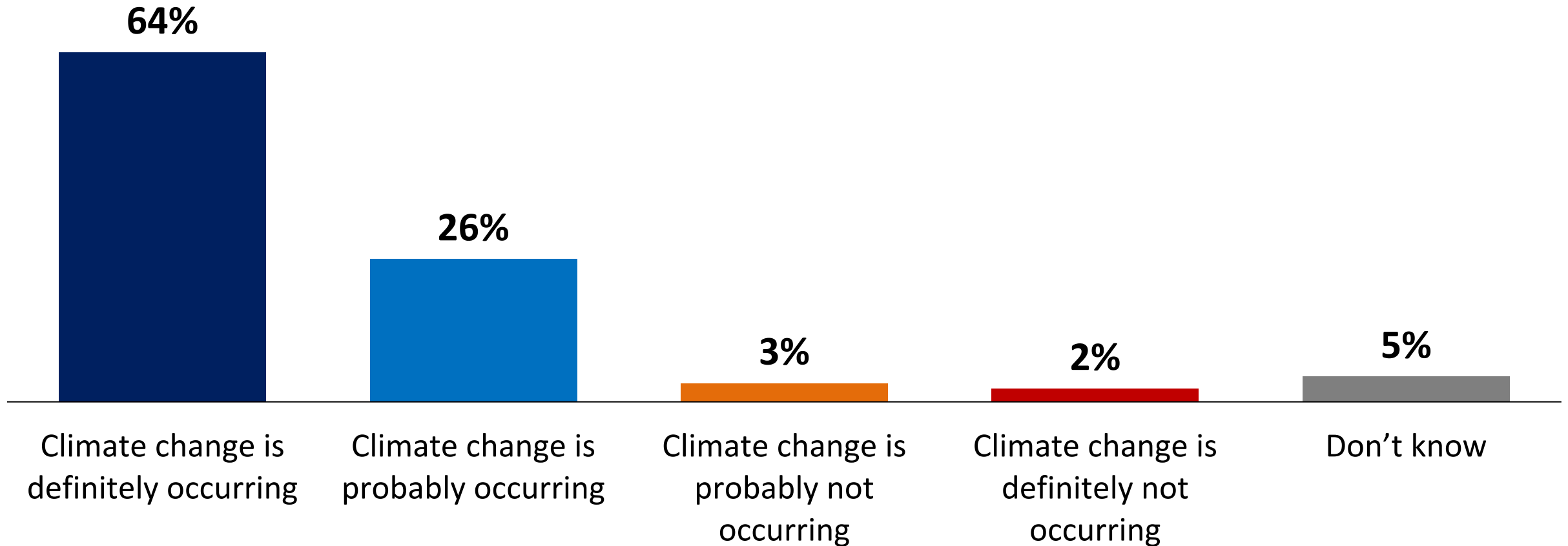
Electricity is the Solution to a Big Problem

Belief in Climate Change: Nearly two-thirds of Ontarians say climate change is definitely occurring

8



Thinking about your own personal view, do you believe that...
[asked of all respondents; n=1,000]



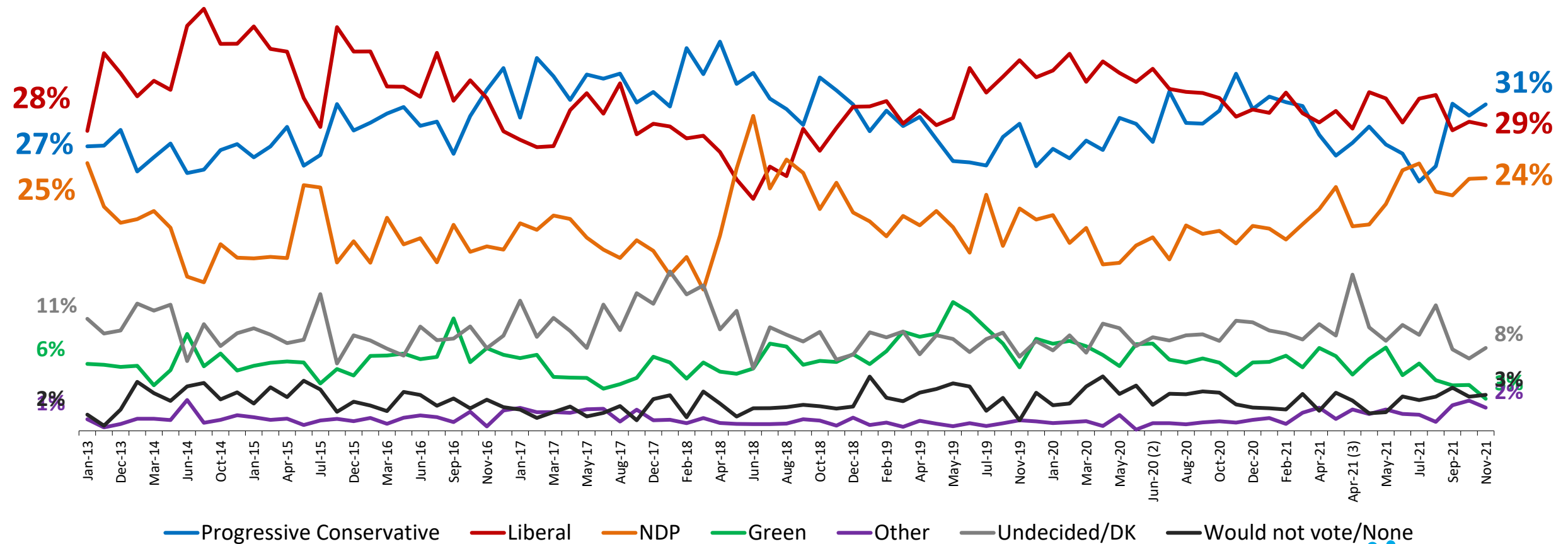
... but an Election is Coming

Provincial Vote Tracking: The PCs and Liberals have been trading the lead, NDP more of a threat



If a provincial election were held today, which party would you vote for? In that case, which party do you lean toward slightly? **[Vote + Lean]**

[asked of all respondents; n=1000]

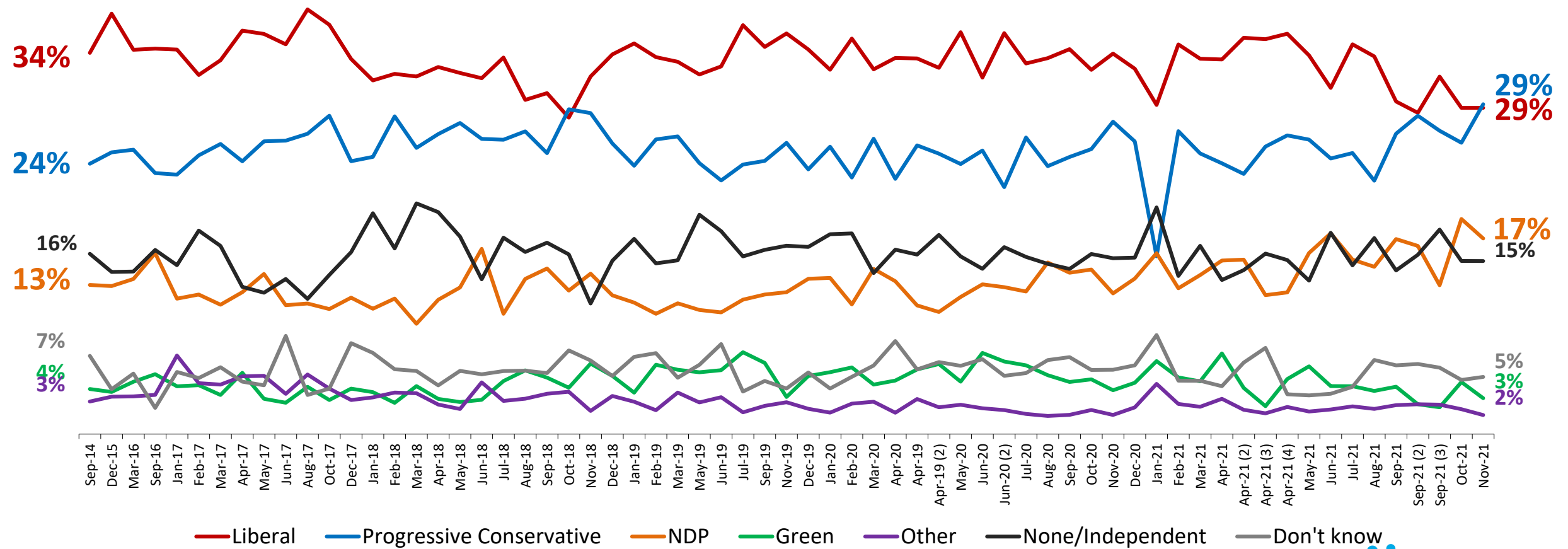


Provincial Party ID Tracking: The Liberal brand was damaged by the federal election, eroding their core strength



Thinking about politics in Ontario, generally speaking, do you usually think of yourself as a...

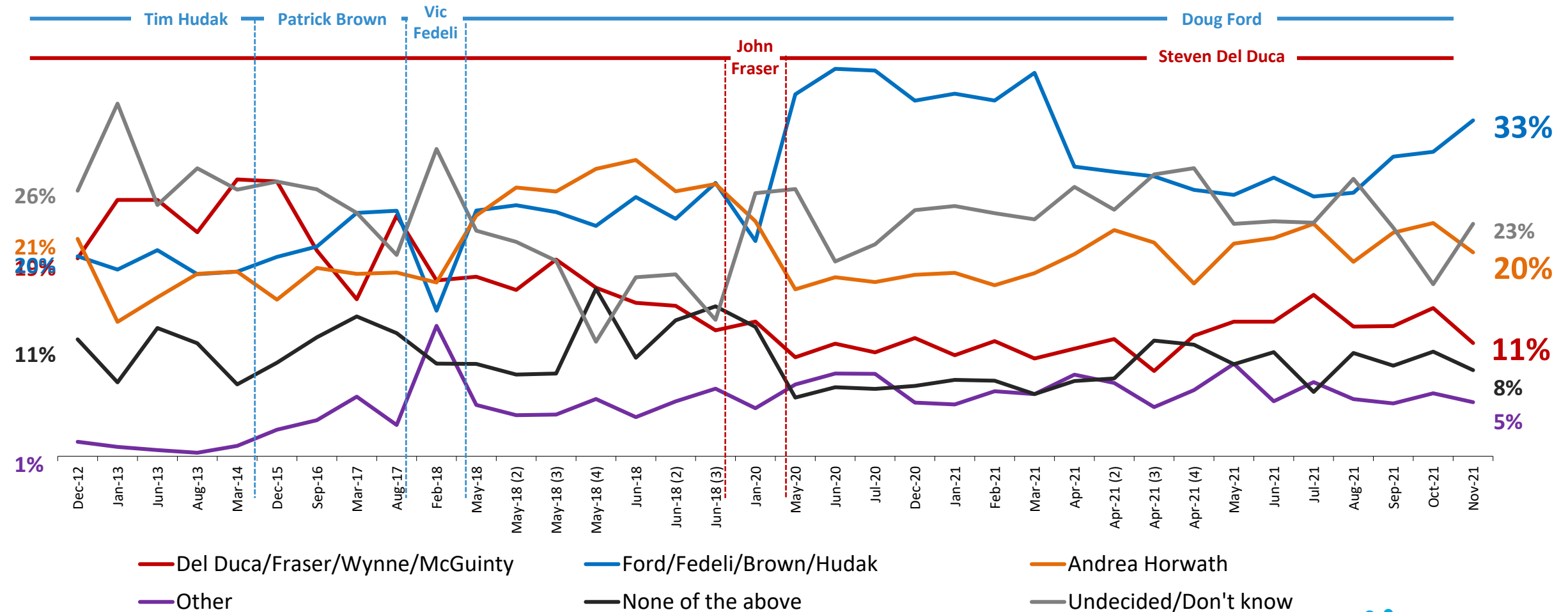
[asked of all respondents; n=1000]



Best Premier Tracking: Ford is bouncing back from his spring decline, Horwath in a distant second, Del Duca trails

12

Q Which of the following leaders would make the best Premier of Ontario?
[asked of all respondents; n=1000]



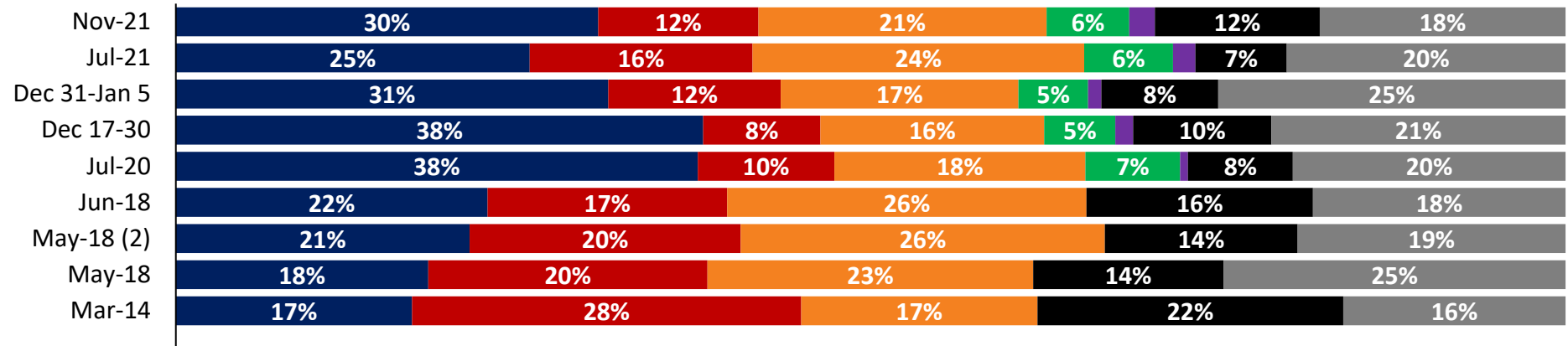
Leadership Attributes: Ford leads on competent ...



Now we would like to read you a list of different words or phrases that describe some political leaders. For each word or phrase, please indicate who it BEST describes...

[asked of all respondents; n=1000]

Competent



■ Doug Ford/Tim Hudak, PC
 ■ Andrea Horwath, NDP
 ■ Other
 ■ Undecided

■ Steven Del Duca/Kathleen Wynne, Liberal
 ■ Mike Shreiner, Green Party
 ■ None

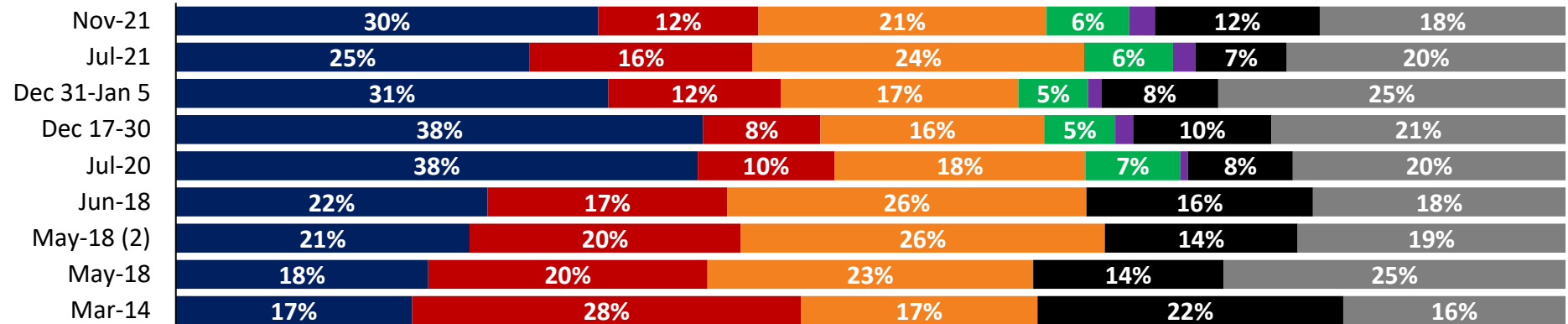
Leadership Attributes: Ford leads on competent ... and on compassion



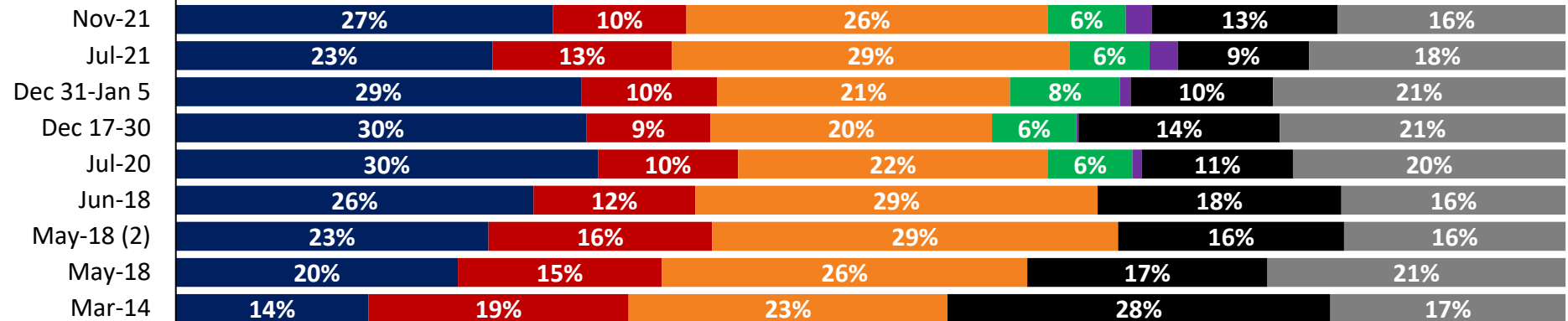
Now we would like to read you a list of different words or phrases that describe some political leaders. For each word or phrase, please indicate who it BEST describes...

[asked of all respondents; n=1000]

Competent



Cares about people like me



■ Doug Ford/Tim Hudak, PC
■ Andrea Horwath, NDP
■ Other
■ Undecided

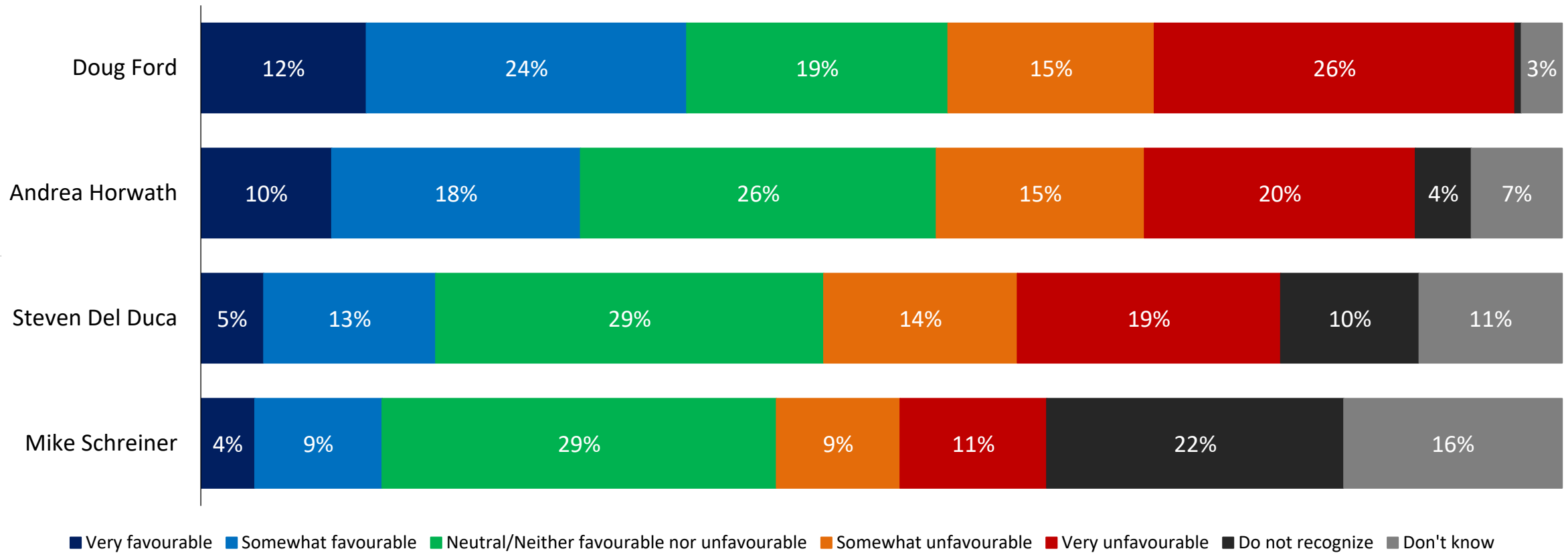
■ Steven Del Duca/Kathleen Wynne, Liberal
■ Mike Shreiner, Green Party
■ None

Leader Favourables: Doug Ford has both the highest favourable and highest unfavourable impression in the province




Below are the names of several individuals who have been mentioned in the news recently. For each one, please indicate whether you have heard of that person and, if so, whether you have a very favourable, somewhat favourable, neither favourable or unfavourable, somewhat unfavourable or very unfavourable impression of that person. If you do not recognize the name, just indicate.


[asked of all respondents; n=1000]



Define or Be Defined

Remember life under Kathleen Wynne? Steven Del Duca wants to take¹⁷ you back.



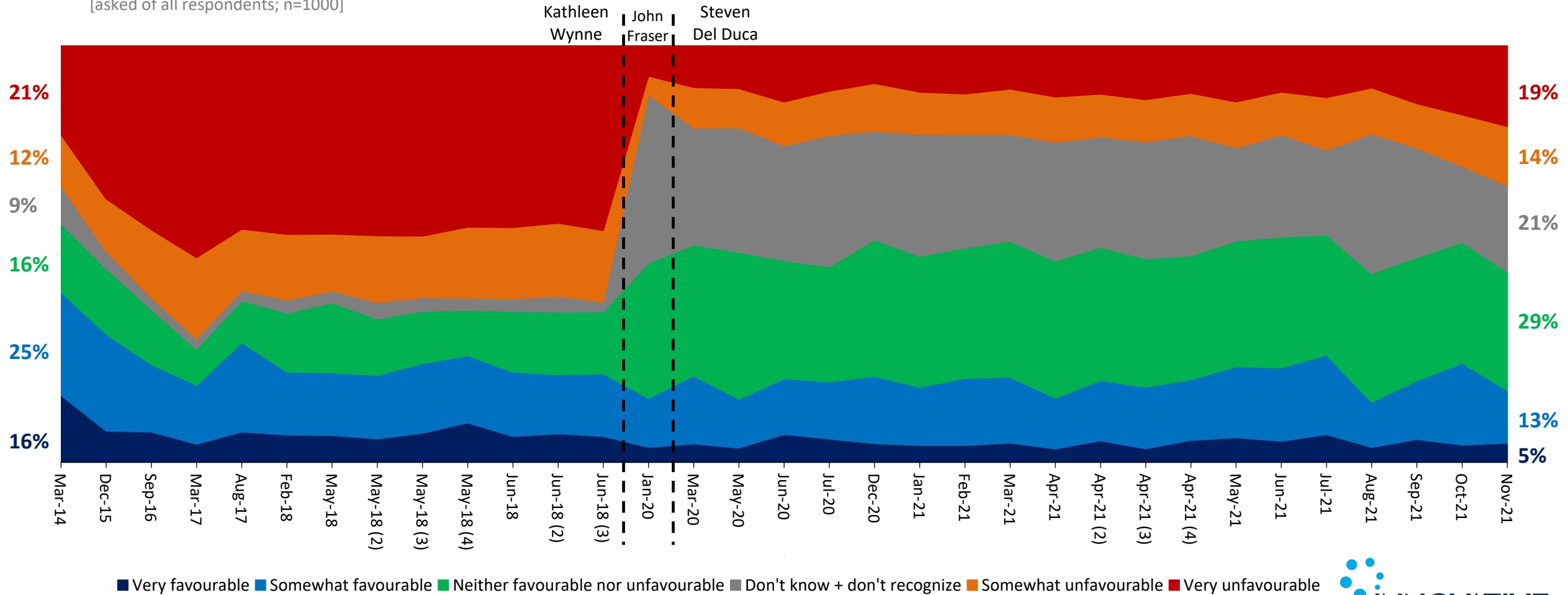


Steven Del Duca Favourability: Del Duca's favourability is down month, as unfavourability grows to its highest level since tracking



Below are the names of several individuals who have been mentioned in the news recently. For each one, please indicate whether you have heard of that person and, if so, whether you have a very favourable, somewhat favourable, neither favourable or unfavourable, somewhat unfavourable or very unfavourable impression of that person. If you do not recognize the name, just indicate.

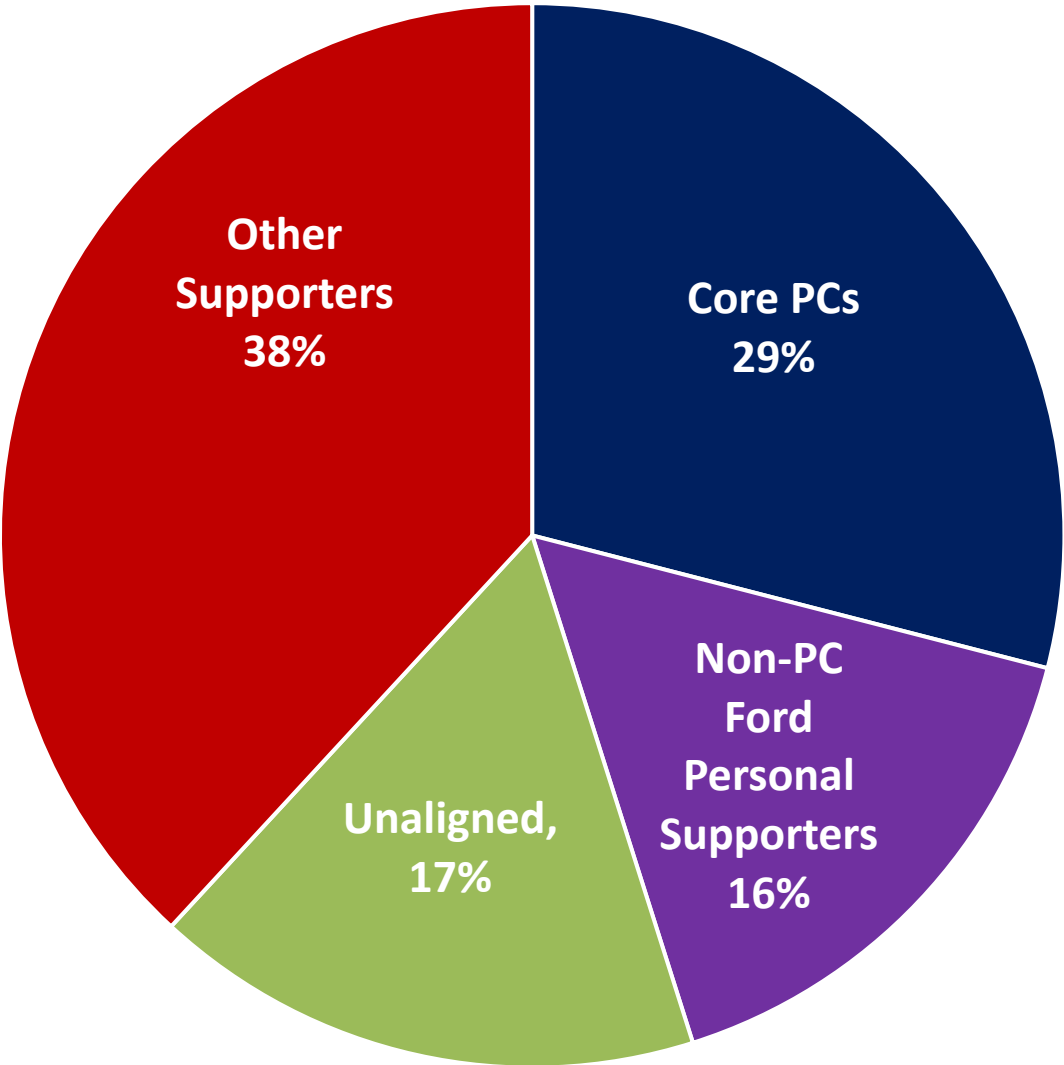
[asked of all respondents; n=1000]



Not All Voters Are Equal

Ford Political Segmentation: Nearly 3-in-10 Ontarians are Core PCs, while 16% are not PCs but support Ford

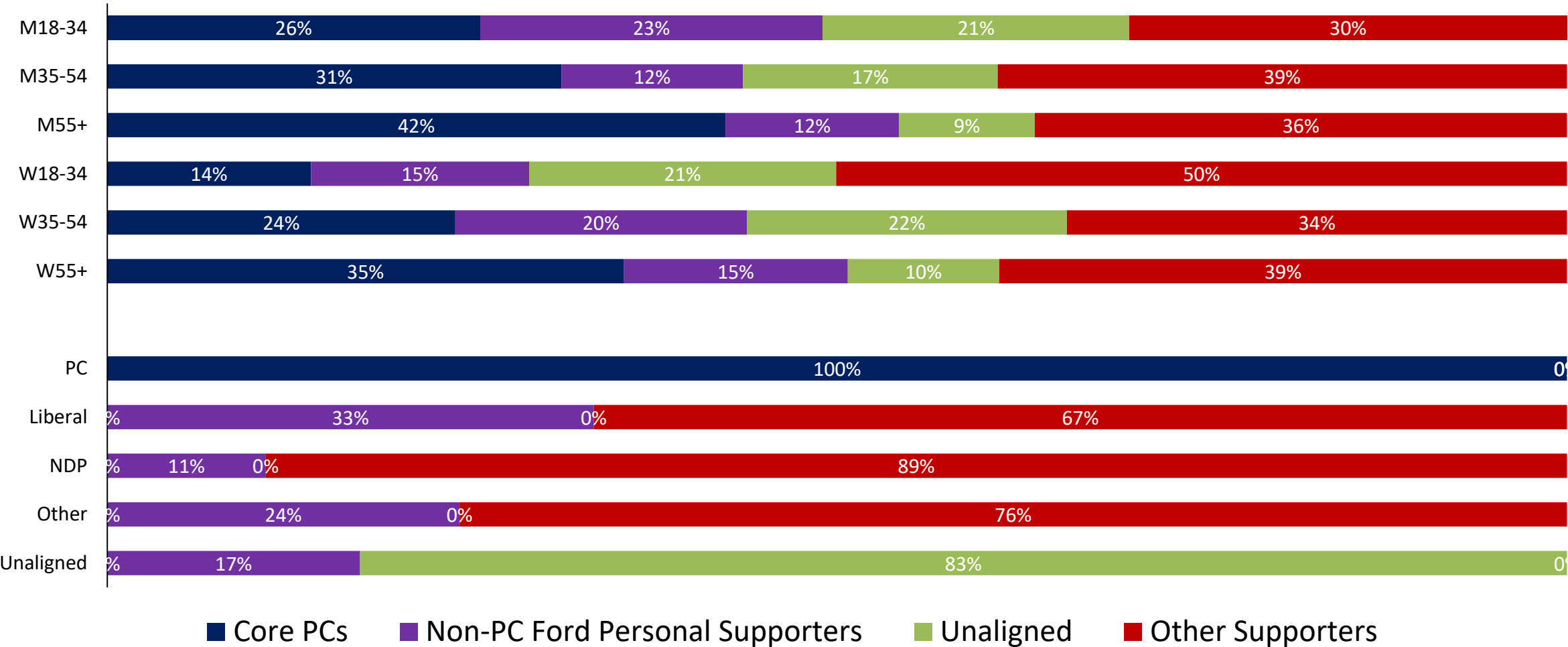
Impression of Doug Ford BY Party ID



| Segment | Description |
|---------------------------------|--|
| Core PCs | Positive impression of Doug Ford and identify as a PC |
| Non-PC Ford Personal Supporters | Positive impression of Doug Ford and DO NOT identify as a PC |
| Unaligned | Unaligned and neutral or negative impression of Doug Ford |
| Other Supporters | Neutral or negative impression of Doug Ford and identify as a partisan for another party |

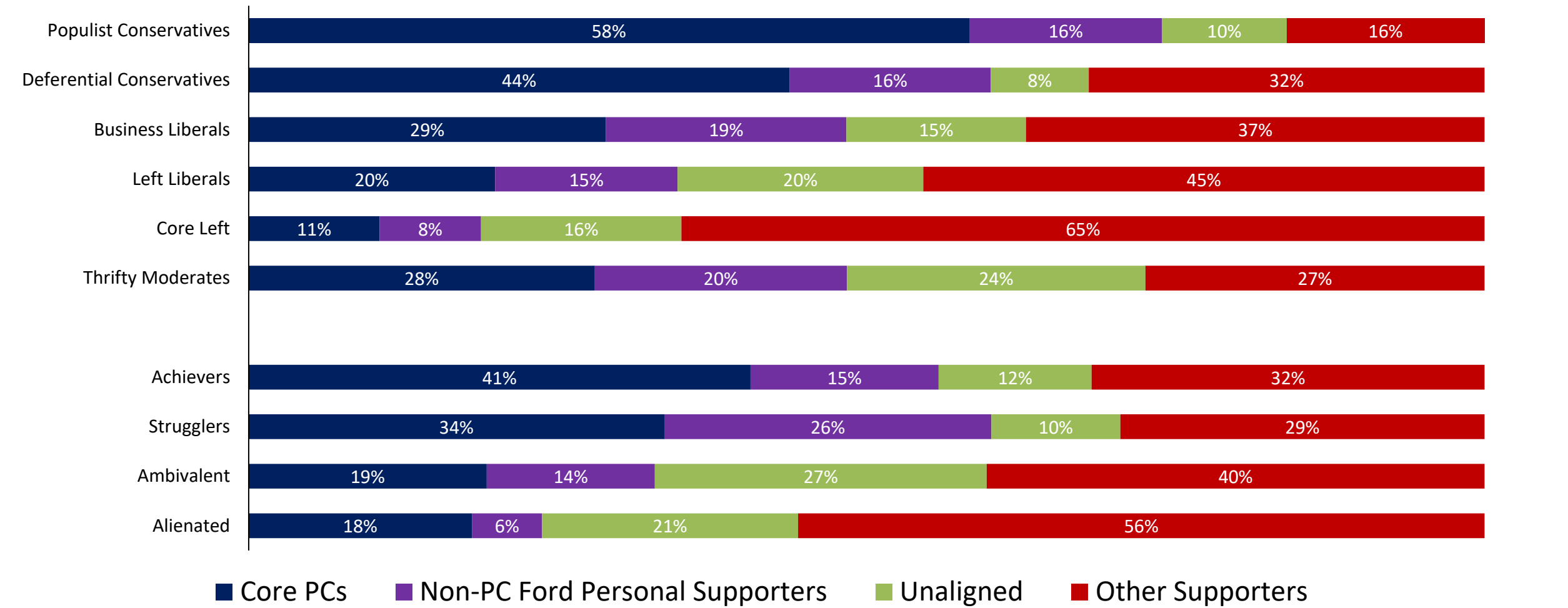
Ford Political Segmentation: Non-PC Ford supporters tend to be Liberal, younger men and mid-age cohort women

Ford Political Segmentation by *Demographics*



Ford Political Segmentation: Strugglers and Business Liberals are most likely to be Non-PC Ford supporters²³ likely to be Non-PC Ford supporters

Ford Political Segmentation by *Psychographics*



... but what about Electricity
and Climate Change

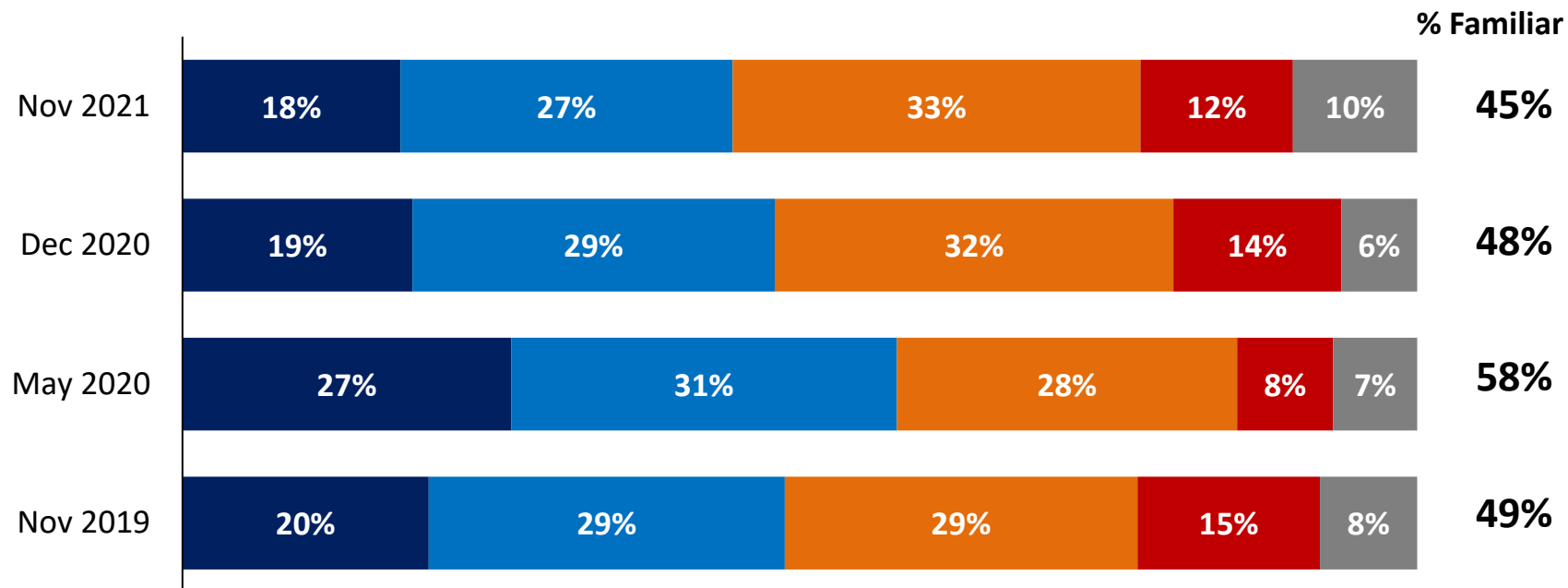
When we talk about “Energy Transition”, few people know what we are talking about



One issue people have been talking about lately is the idea that Canada and the world may be transitioning from its current energy system that depends highly on carbon-based fossil fuels like coal, oil and gas to a lower-carbon energy system.

How familiar are you with the idea of transitioning from its current energy system that depends highly on carbon-based fuels to a lower-carbon energy system?

[asked of all respondents n=1,000]

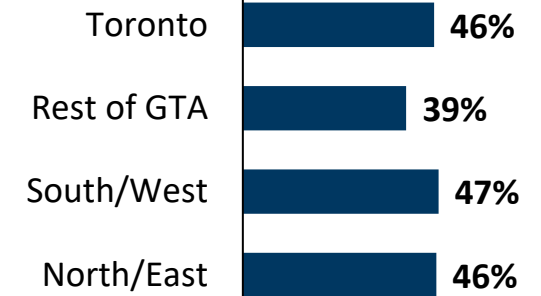


- I understand the details and can explain them to others
- I am familiar with the idea of an energy transition but cannot explain it to others
- I have heard of the idea of an energy transition but I don't know the details
- I have not heard about the idea of an energy transition before this survey
- Don't know

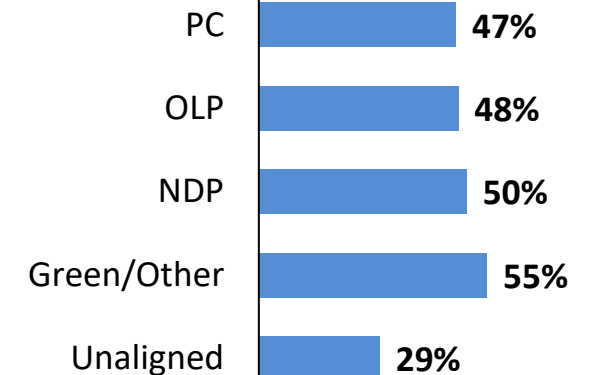
Sample Breakdown (current wave)

Those who say they “familiar”

Region



Party ID

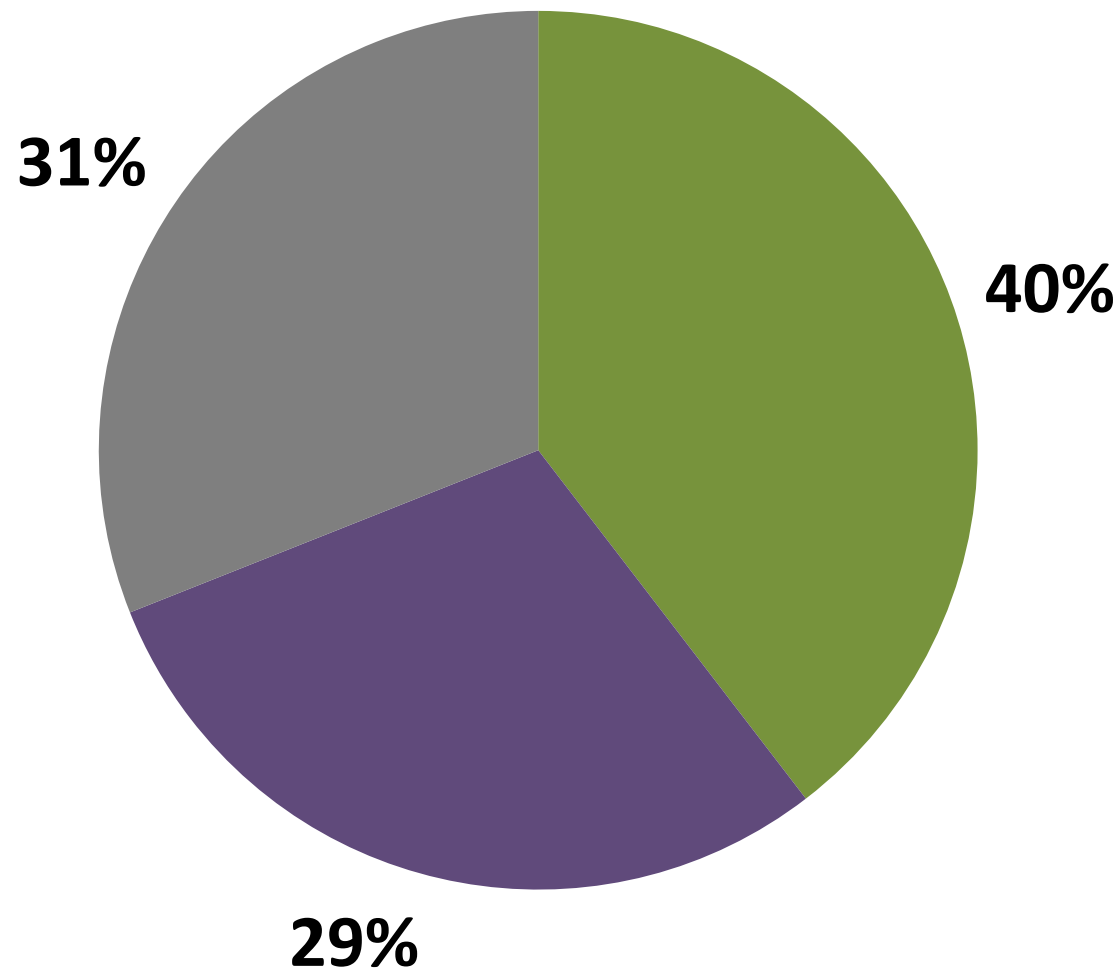


Energy Transition: When explained, a plurality (40%) say transition policies help make the world better for future generations



Based on what you know about an energy transition, which of the following statements is closest to your point of view?

[asked of all respondents; n=1,000]



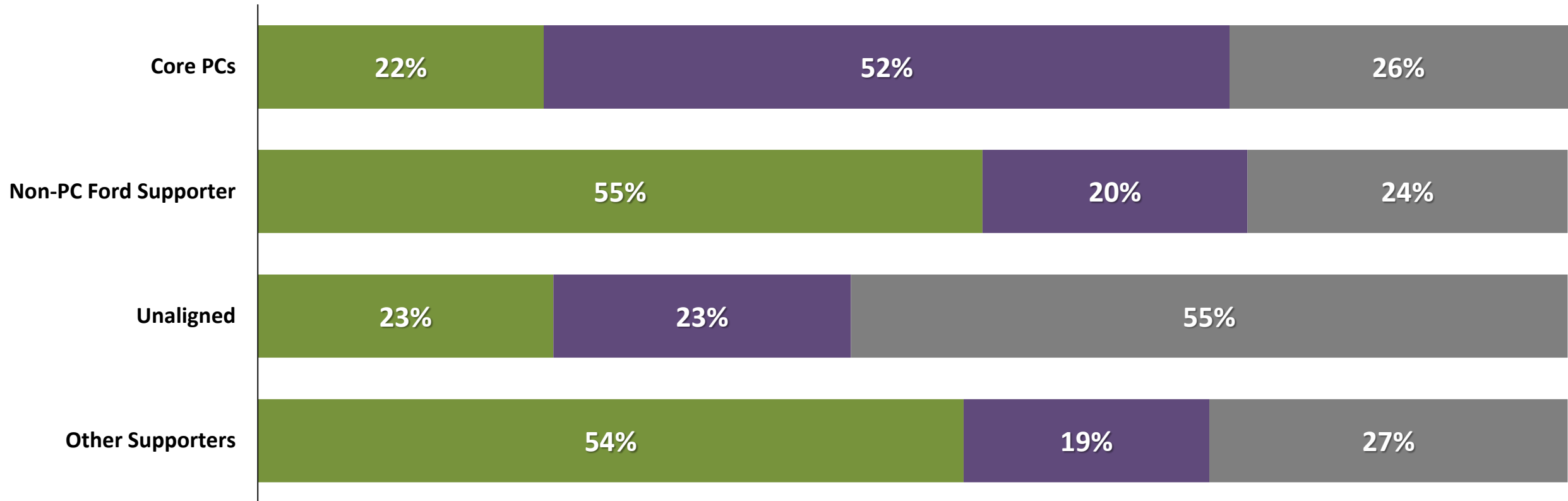
- Government policies to accelerate the transition away from oil and gas show Canada is a leader on climate change and help make the world better for future generations.
- Government policies to accelerate the transition away from oil and gas risk increasing the cost of living and losing jobs in Canada, and aren't likely to have a significant impact on climate change.
- Don't know

Energy Transition: A majority of non-PC Ford supporters support an energy transition

27



Based on what you know about an energy transition, which of the following statements is closest to your point of view? By Segment
[asked of all respondents; n=1,000]



- Government policies to accelerate the transition away from oil and gas show Canada is a leader on climate change and help make the world better for future generations.
- Government policies to accelerate the transition away from oil and gas risk increasing the cost of living and losing jobs in Canada, and aren't likely to have a significant impact on climate change.
- Don't know

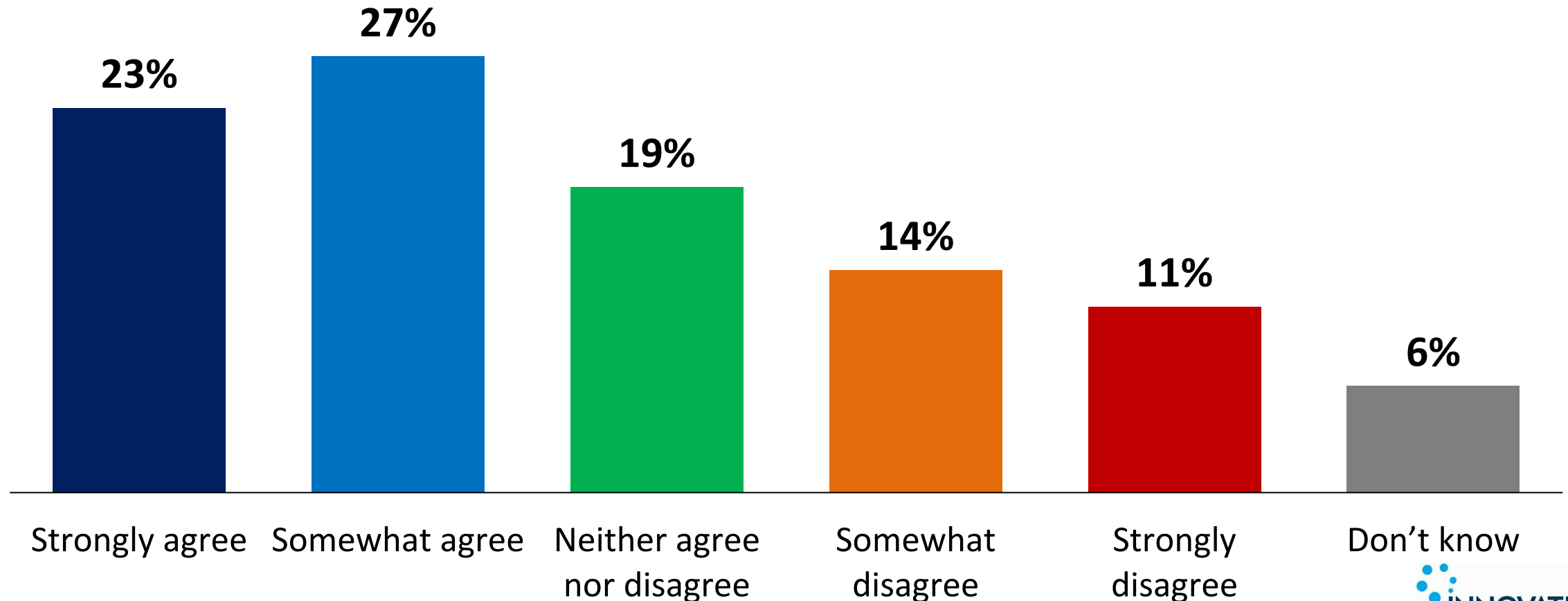
Quick Action: Half (50%) agree that we need to reduce greenhouse gas²⁸ emissions as quickly as possible



Do you agree or disagree with the following statement:

We need to reduce greenhouse gas emissions from the energy we use as quickly as possible, even if it means job losses or paying more for energy.

[asked of all respondents; n=1,000]



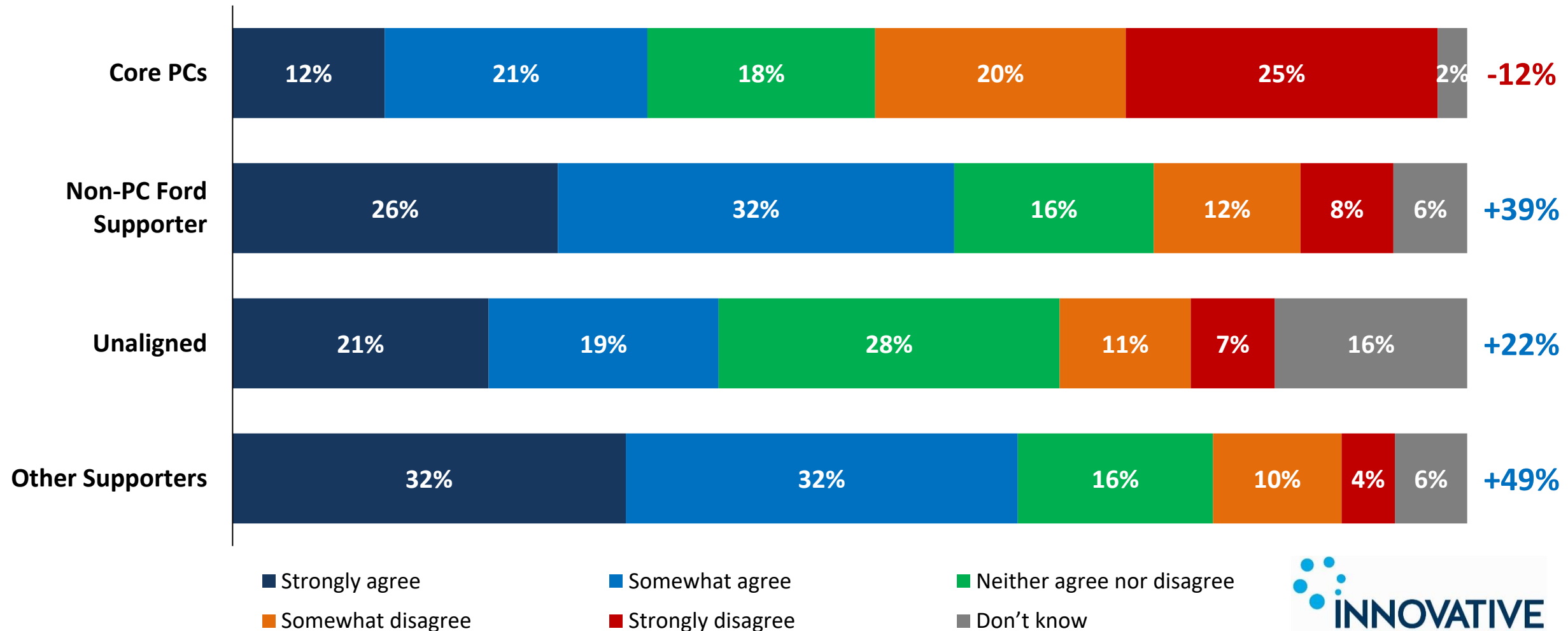
Quick Action: Core PC voters split on quick climate change action, Non-PC Ford supporters embrace quick action



Do you agree or disagree with the following statement: ***We need to reduce greenhouse gas emissions from the energy we use as quickly as possible, even if it means job losses or paying more for energy.*** By Segment

[asked of all respondents; n=1,000]

Net Agree



Issues: The PCs need to switch channel from climate change to a less divisive issue



Now we are going to provide you with a list of issues. For each of these issues, please tell me which party you think would do a better job, or if you think none of the parties would do a good job on that issue. How about ?

[asked of all respondents; n=1,000]

Debt and the deficit



Jobs



The cost of living



Electricity



Health care



Education



Social issues



The environment



Indigenous issues



■ The Progressive Conservative Party

■ The Liberal Party

■ The New Democratic Party

■ The Green Party

■ Another party

■ Would not vote/None/Nobody

To sum it up...

01

This is a critical juncture for the electricity sector.

Electricity players are reasonably well regarded at a time when they are a key part of the answer to one of the world's greatest problem.

02

The public sees climate change as real and is looking for answers.

While energy conservation and biofuels will be part of the answer, replacing fossil fuels with electricity will clearly be part of the answer.

03

The sector should not take support for energy transition for granted.

Many customers don't know the vocabulary of climate change and views are more conflicted than a shallow assessment would indicate

04

Election years always create vulnerabilities.

This election is up for grabs. All three major parties can see paths to victory. Be careful not to create a hook for the PCs and NDP to revisit the past perceived sins of the previous Liberal governments

05

The good news is that it makes no sense for any party to oppose energy transition.

Not only are NDP and Liberals coalitions strongly supportive of climate action, Doug Ford's personal vote is also supportive. However, because the transition divides the PC-base, their best road forward is to put the issue behind them and turn the channel to better wedge issues

Online Methodology

These are the results of an online survey conducted between November 4th and 17th, 2021.

Method: This online survey was conducted using INNOVATIVE's Canada 20/20 national research panel with additional respondents from Dynata, a leading provider of online sample. Each survey is administered to a series of randomly selected samples from the panel and weighted to ensure that the overall sample's composition reflects that of the actual Ontario population according to Census data to provide results that are intended to approximate a probability sample.

Sample Size: n=1411 Ontario residents, 18 years or older. The results are weighted to n=1000 based on Census data from Statistics Canada.

Field Dates: November 4th to 17th, 2021.

Weighting: Results for Ontario are weighted by age, gender, and region to ensure that the overall sample's composition reflects that of the actual population according to Census data; in order to provide results that are intended to approximate a probability sample. Weighted and unweighted frequencies are reported in the table.

Margin of Error: This is a representative sample. However, since the online survey was not a random probability based sample, a margin of error cannot be calculated. Statements about margins of sampling error or population estimates do not apply to most online panels.

Note: Graphs may not always total 100% due to rounding values rather than any error in data. Sums are added before rounding numbers.

| | Unweighted (n) | Unweighted (%) | Weighted (n) | Weighted (%) |
|--------------------|-------------------|-------------------|-----------------|-----------------|
| Men 18-34 | 124 | 8.8% | 142 | 14.3% |
| Men 35-54 | 233 | 16.6% | 166 | 16.7% |
| Men 55+ | 288 | 20.5% | 167 | 16.8% |
| Women 18-34 | 190 | 13.5% | 147 | 14.8% |
| Women 35-54 | 262 | 18.6% | 178 | 18% |
| Women 55+ | 310 | 22% | 193 | 19.5% |
| | | | | |
| Toronto | 393 | 27.9% | 211 | 21.1% |
| Rest of GTA | 321 | 22.7% | 261 | 26.1% |
| South/West | 315 | 22.3% | 257 | 25.7% |
| North/East | 382 | 27.1% | 271 | 27.1% |

Phone Methodology

These are the results of a telephone survey conducted between November 10th and 30th.

Method: This survey was conducted by telephone among 615 randomly-selected Ontario residents who are Canadian citizens, 18 years of age and older. Only one respondent per household was eligible to complete this survey. The final sample includes both landline and cell phone respondents, so that individuals who don't have a landline are represented.

Sample Size: n=615 Ontario residents, 18 years or older. The results are weighted to n=600 based on Census data from Statistics Canada.

Field Dates: November 4th to 17th, 2021.

Weighting: Results for Ontario are weighted by age, gender, and region to ensure that the overall sample's composition reflects that of the actual population according to Census data; in order to provide results that are intended to approximate a probability sample. Weighted and unweighted frequencies are reported in the table.

Margin of Error: The margin of error for a sample of n=600 is approximately +/-4.0% (before April 2003: approximately +/-3.84%).

Note: Graphs may not always total 100% due to rounding values rather than any error in data. Sums are added before rounding numbers.

| | Unweighted (n) | Unweighted (%) | Weighted (n) | Weighted (%) |
|--------------------|-------------------|-------------------|-----------------|-----------------|
| Men 18-34 | 51 | 8.3% | 83 | 13.8% |
| Men 35-54 | 91 | 14.8% | 99 | 16.6% |
| Men 55+ | 162 | 26.3% | 106 | 17.6% |
| Women 18-34 | 37 | 6% | 82 | 13.7% |
| Women 35-54 | 76 | 12.4% | 106 | 17.7% |
| Women 55+ | 196 | 31.9% | 122 | 20.3% |
| | | | | |
| Toronto | 84 | 13.7% | 125 | 20.8% |
| Rest of GTA | 182 | 29.6% | 156 | 26% |
| South/West | 161 | 26.2% | 155 | 25.8% |
| North/East | 188 | 30.6% | 165 | 27.4% |



Building Understanding.

For more information, please contact:

Greg Lyle

President

Innovative Research Group Inc.

416-642-6429

glyle@innovativeresearch.ca

56 The Esplanade, Suite 310

Toronto ON | M5E 1A7

www.innovativeresearch.ca