

**Canada This Month**

**Public Opinion Research  
April to June 2021  
Online Survey**

**Federal Riding Clusters: June 2021 Update**

# Overview

In Canada, we count seats, not votes. Just like in American Presidential elections, you can win the popular vote and lose the election. In fact, that happened to Justin Trudeau's father in 1979.

The general way analysts address that is to look at seats by region. However, seats in the same region can move differently. This release tries to get closer to reality in the seat-by-seat contest. Our analysis combines:

- An analysis of federal electoral districts (“seats”) that groups them into 12 clusters based on a combination of which parties are most competitive in those seats across the last 3 elections and key regional breaks that also influence the party system in Canada.
- A merge of the most recent three national surveys that include federal votes, creating an unweighted total of 6,360 respondents and a weighted total of 5,000.

In each of our surveys, we collect postal codes. That allows us to assign almost all respondents into ridings and to group their responses by riding.

The deck to follow shows the output from the analysis, summarizing where federal vote intention stands in these clusters today, compared to the past 3 elections.



# Federal Vote Seat Clusters

# The Seat Clusters

In Canadian elections, we count *seats* not *votes*.

For this analysis, we have grouped seats together into **clusters** where ridings are similar to one another according to which parties have historically been successful there in addition to the region where the seat is located.

These seat clusters can help us better understand changes in support for parties in ridings which have typically had similar voting behaviour. Each of these clusters is listed along with the pooled sample size of respondents from each cluster.

The core analysis that drives the groups is based on the results in each seat across the last three elections. This gives us a picture of the range of possible outcomes in each seat based on recent elections.

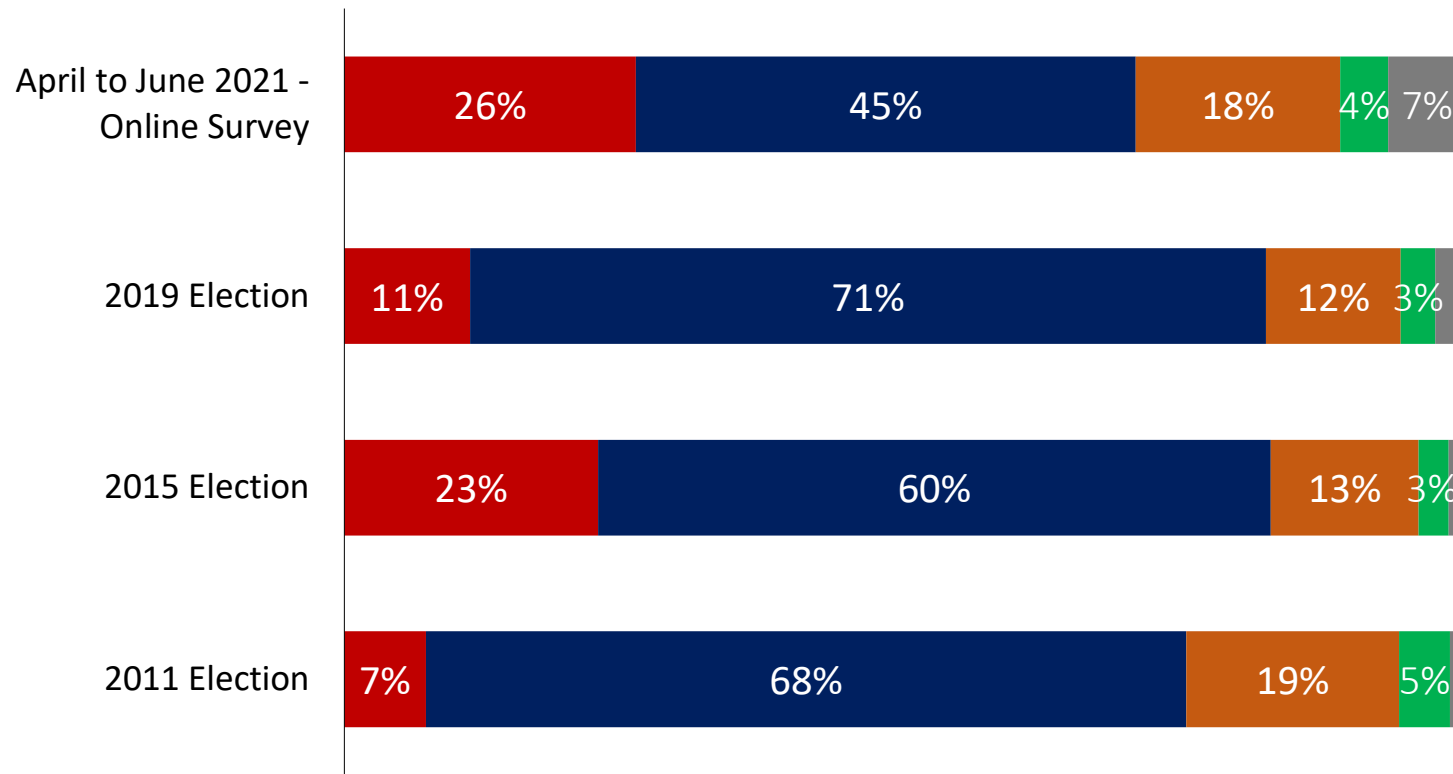
The analysis separates out “Strong” seats (won consistently by >10%), while further distinctions are made by specific criteria for each party and based on geography.

*See the Appendix for detailed definitions of each cluster and which ridings they contain.*

<i>Seat Clusters</i>	<b>Seats</b>	<b>Weighted Sample Size</b>
<i>CPC Strong (Prairies)</i>	44	730
<i>CPC Strong (Non-Prairies)</i>	37	529
<i>CPC-LPC Swing (Ontario)</i>	30	617
<i>CPC-LPC Swing (Non-Ontario)</i>	31	492
<i>CPC to LPC Defectors</i>	34	667
<i>LPC Strong</i>	42	852
<i>Consistent NDP</i>	29	704
<i>Swing NDP</i>	28	449
<i>Montreal BQ-LPC Swing</i>	22	445
<i>Regions BQ-LPC Swing</i>	25	301
<i>Capitale-Nationale + Chaudière-Appalaches</i>	13	200

# CPC Strong (Prairies): Conservative vote is down substantially in their Prairie base seats, but they still maintain a significant lead

Decided Vote from a combined April to June 2021 online survey compared to actual election results between 2011 and 2019



■ Liberal      ■ Conservative      ■ NDP  
■ Bloc Québécois      ■ Green      ■ Other

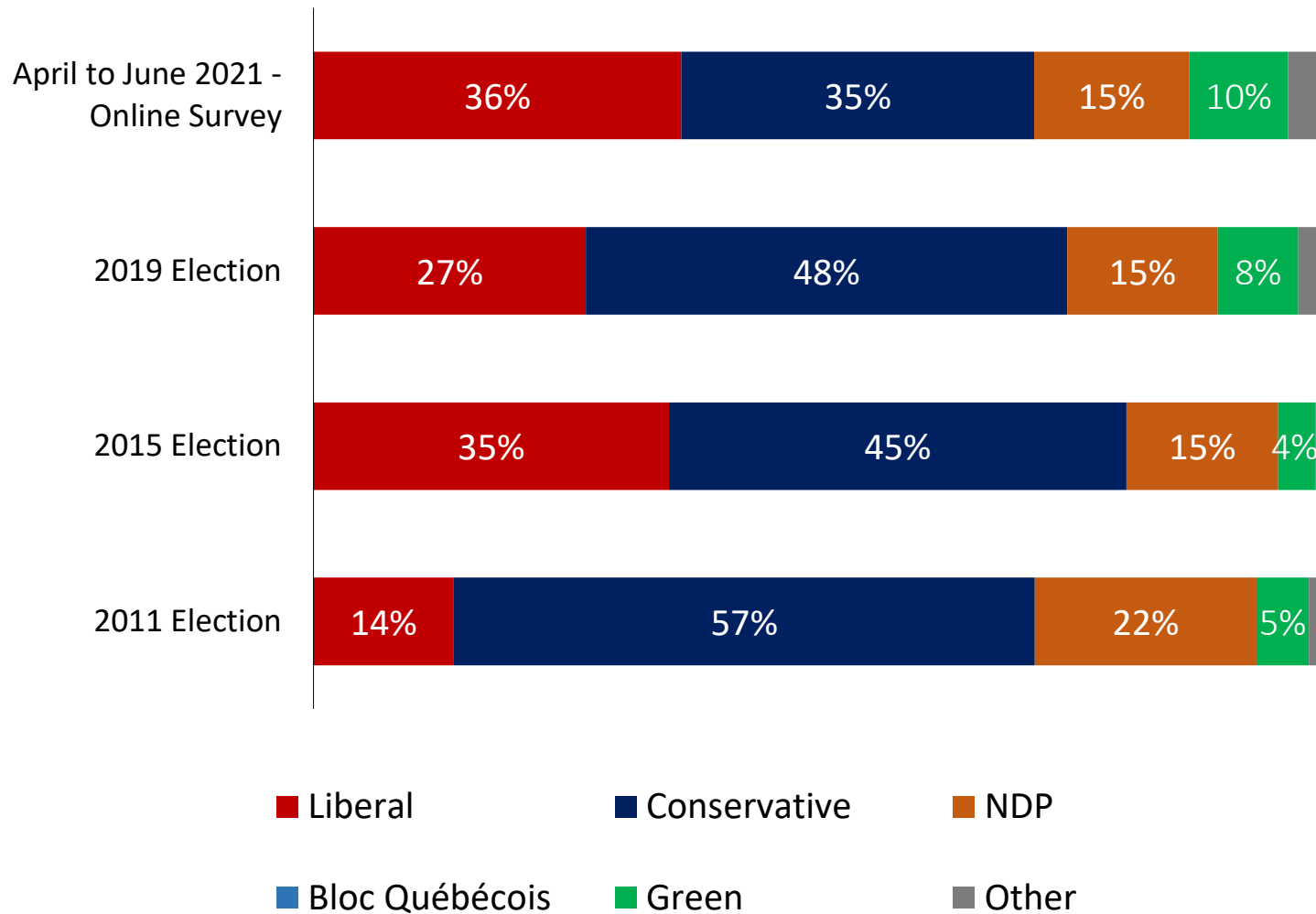
Consistently very safe Conservative seats in the Prairies across the last three elections.

Party	Seats Won 2019	Seats Won 2015	Seats Won 2011*
<b>Liberal</b>	0	0	0
<b>CPC</b>	44	44	44
<b>NDP</b>	0	0	0

\*2011 results were transposed from previous riding boundaries to the 338 current federal electoral districts

# CPC Strong (Non-Prairies): the Conservatives are looking vulnerable in their base seats outside the Prairies <sup>7</sup>

Decided Vote from a combined April to June 2021 online survey compared to actual election results between 2011 and 2019



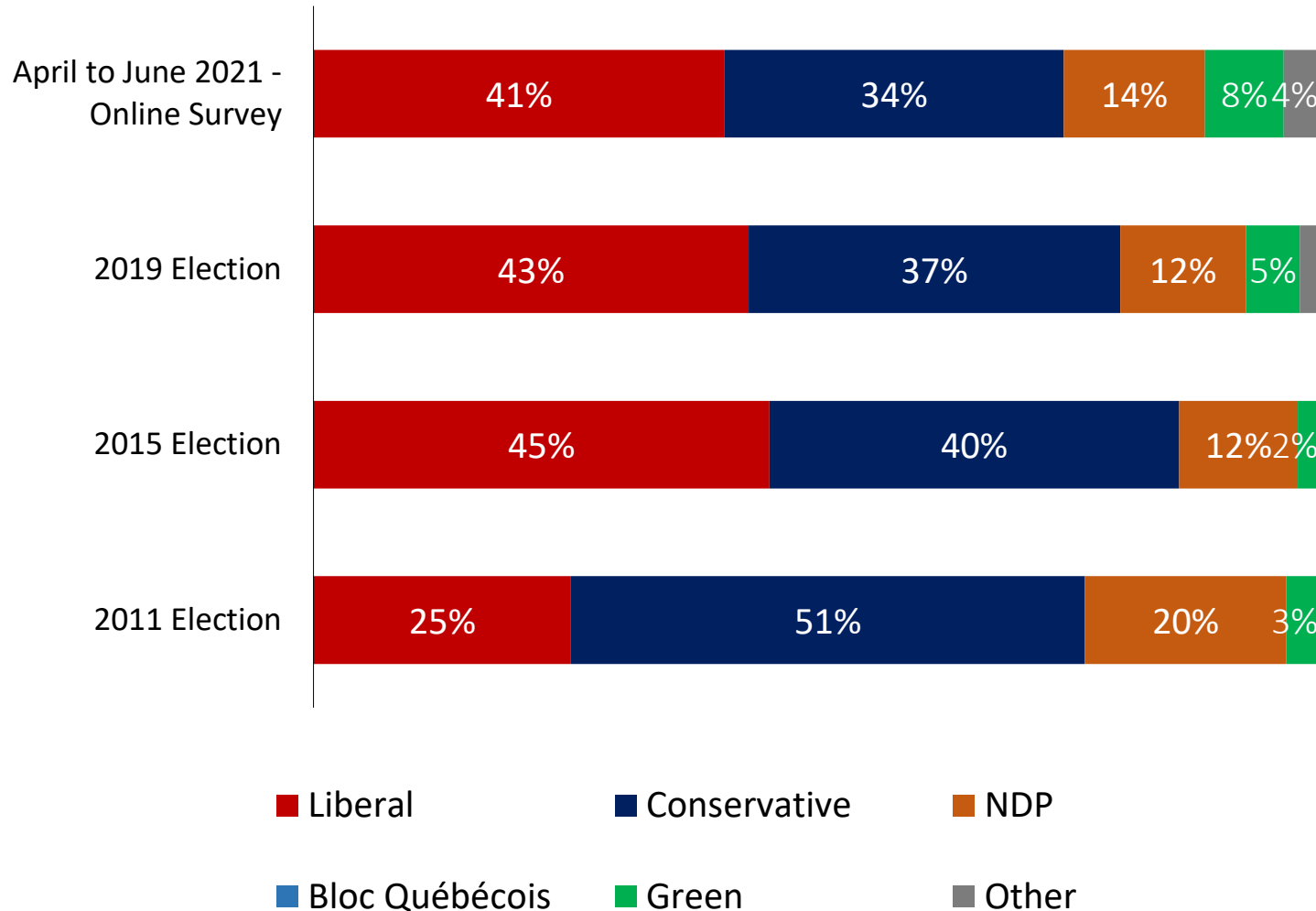
Consistently very safe Conservative seats outside the Prairies across the last three elections.

Party	Seats Won 2019	Seats Won 2015	Seats Won 2011*
Liberal	0	0	0
CPC	37	37	37
NDP	0	0	0

\*2011 results were transposed from previous riding boundaries to the 338 current federal electoral districts

# CPC-LPC Swing (Ontario): In the last two elections the Liberals have won most of these seats, and currently are on track to do the same

Decided Vote from a combined April to June 2021 online survey compared to actual election results between 2011 and 2019



Seats in Ontario that have consistently been close – or flipped back and forth – between the Liberals and the Conservatives.

Party	Seats Won 2019	Seats Won 2015	Seats Won 2011*
Liberal	23	25	0
CPC	7	5	29
NDP	0	0	1

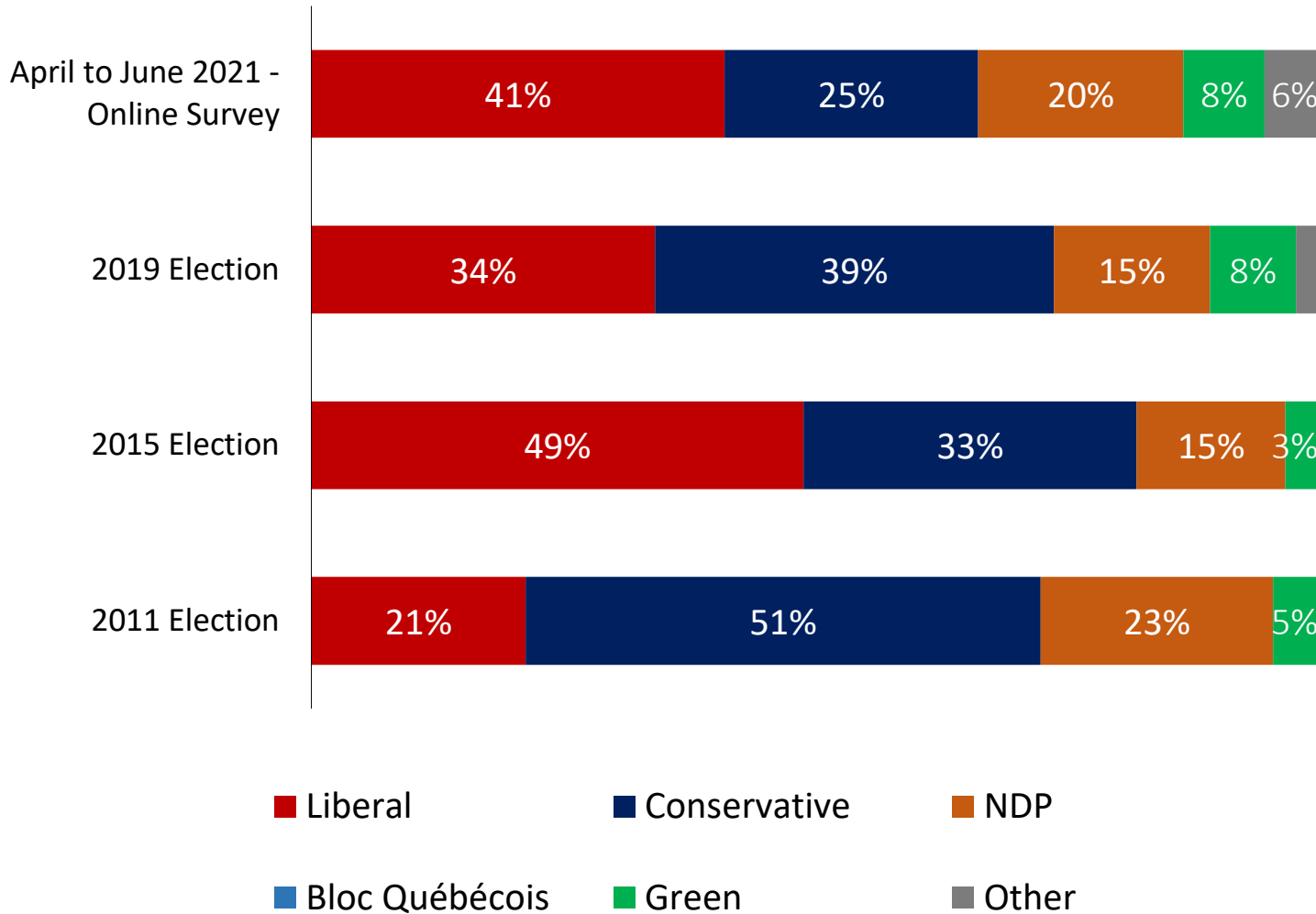
\*2011 results were transposed from previous riding boundaries to the 338 current federal electoral districts





# CPC-LPC Swing (Non-Ontario): After a near LPC sweep in 2015, these seats were split in 2019; current vote looks closer to the former

Decided Vote from a combined April to June 2021 online survey compared to actual election results between 2011 and 2019



Seats outside of Ontario that have consistently been close – or flipped back and forth – between the Liberals and the Conservatives.

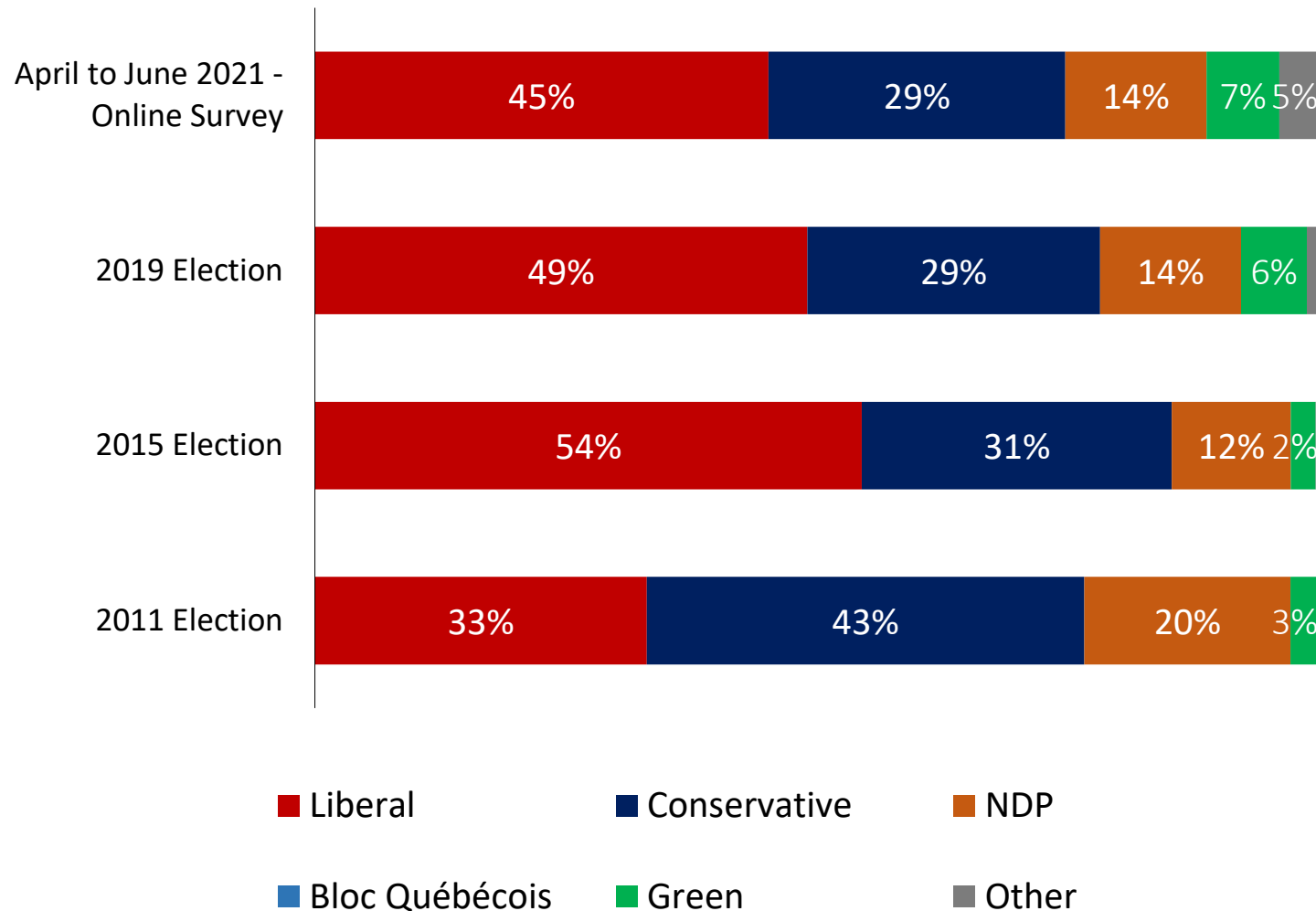
Party	Seats Won 2019	Seats Won 2015	Seats Won 2011*
Liberal	14	30	3
CPC	17	1	28
NDP	0	0	0

\*2011 results were transposed from previous riding boundaries to the 338 current federal electoral districts



# CPC to LPC Defectors: Liberals continue to lead in these seats after a re-alignment between 2011 and 2015

Decided Vote from a combined April to June 2021 online survey compared to actual election results between 2011 and 2019



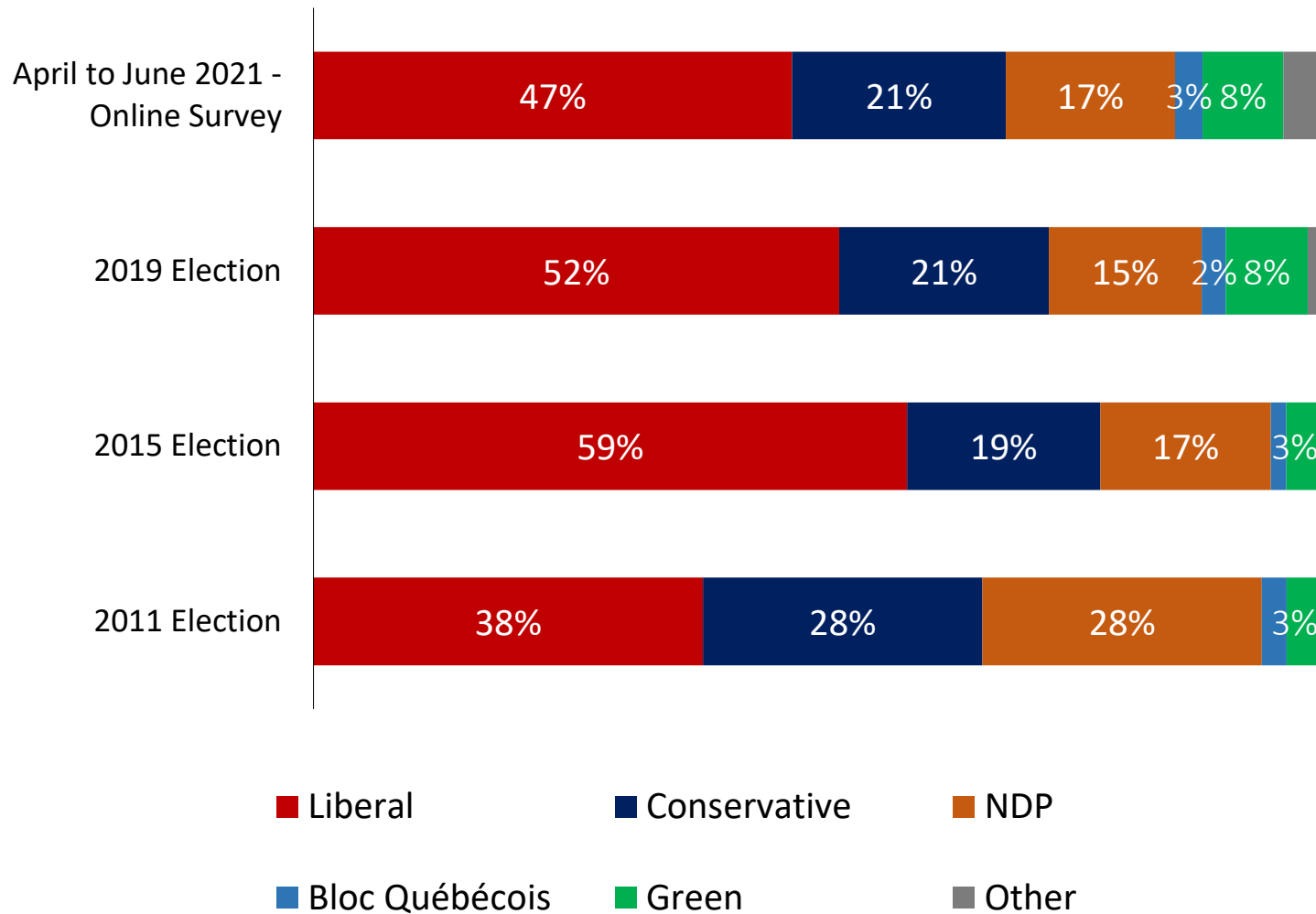
Previously solid Conservative seats that have flipped to the Liberals from 2015 onwards.

Party	Seats Won 2019	Seats Won 2015	Seats Won 2011*
Liberal	34	34	0
CPC	0	0	34
NDP	0	0	0

\*2011 results were transposed from previous riding boundaries to the 338 current federal electoral districts

# LPC Strong: Liberals continue to hold on to most of their 2019 support in their traditional strongholds

Decided Vote from a combined April to June 2021 online survey compared to actual election results between 2011 and 2019



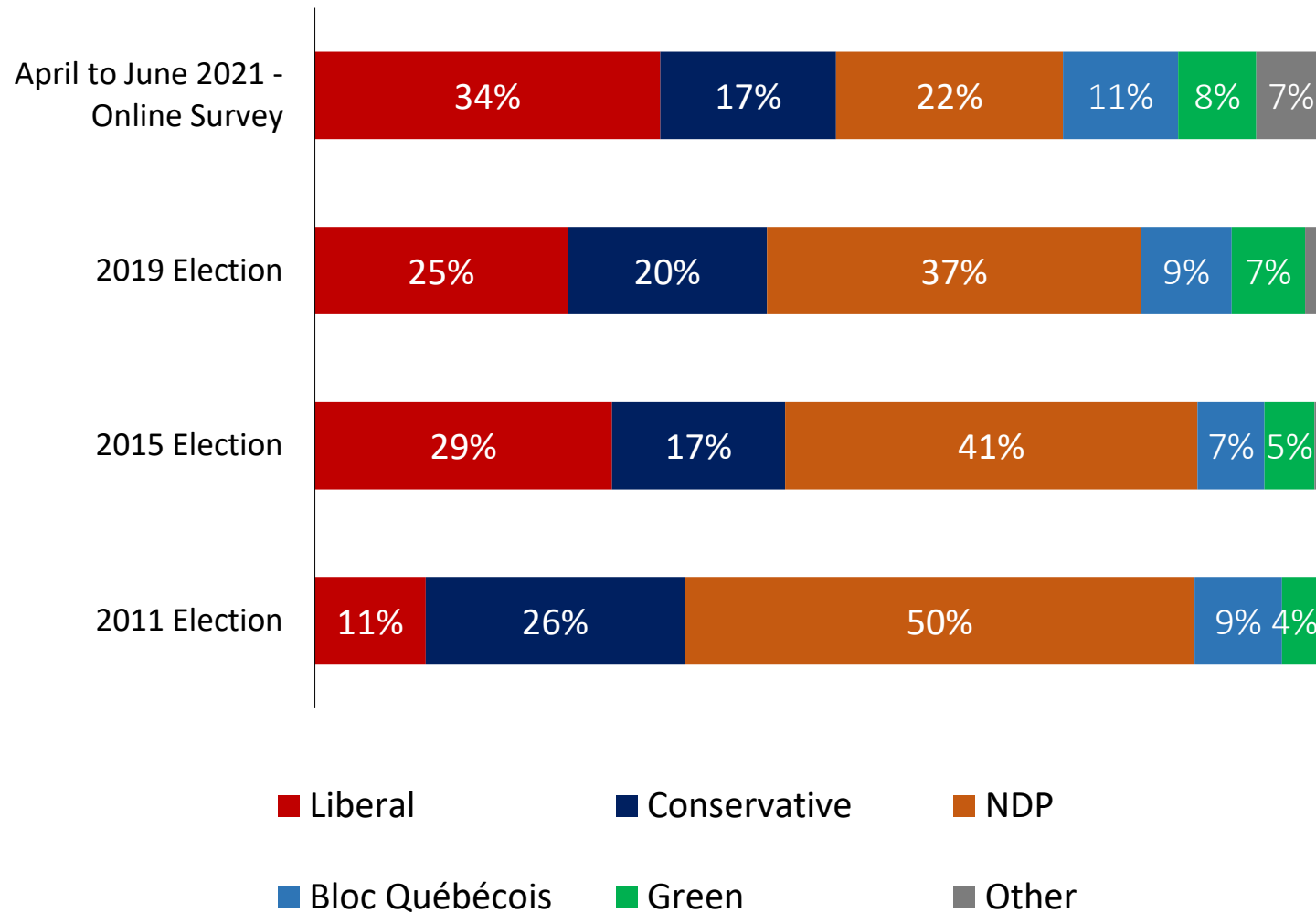
The strongest Liberal seats across the last three elections. These seats are unlikely to flip in the next campaign.

Party	Seats Won 2019	Seats Won 2015	Seats Won 2011*
<b>Liberal</b>	42	42	33
<b>CPC</b>	0	0	0
<b>NDP</b>	0	0	9

\*2011 results were transposed from previous riding boundaries to the 338 current federal electoral districts

# Consistent NDP: The Liberals are now leading the NDP by 12-points in this cluster of seats

Decided Vote from a combined April to June 2021 online survey compared to actual election results between 2011 and 2019



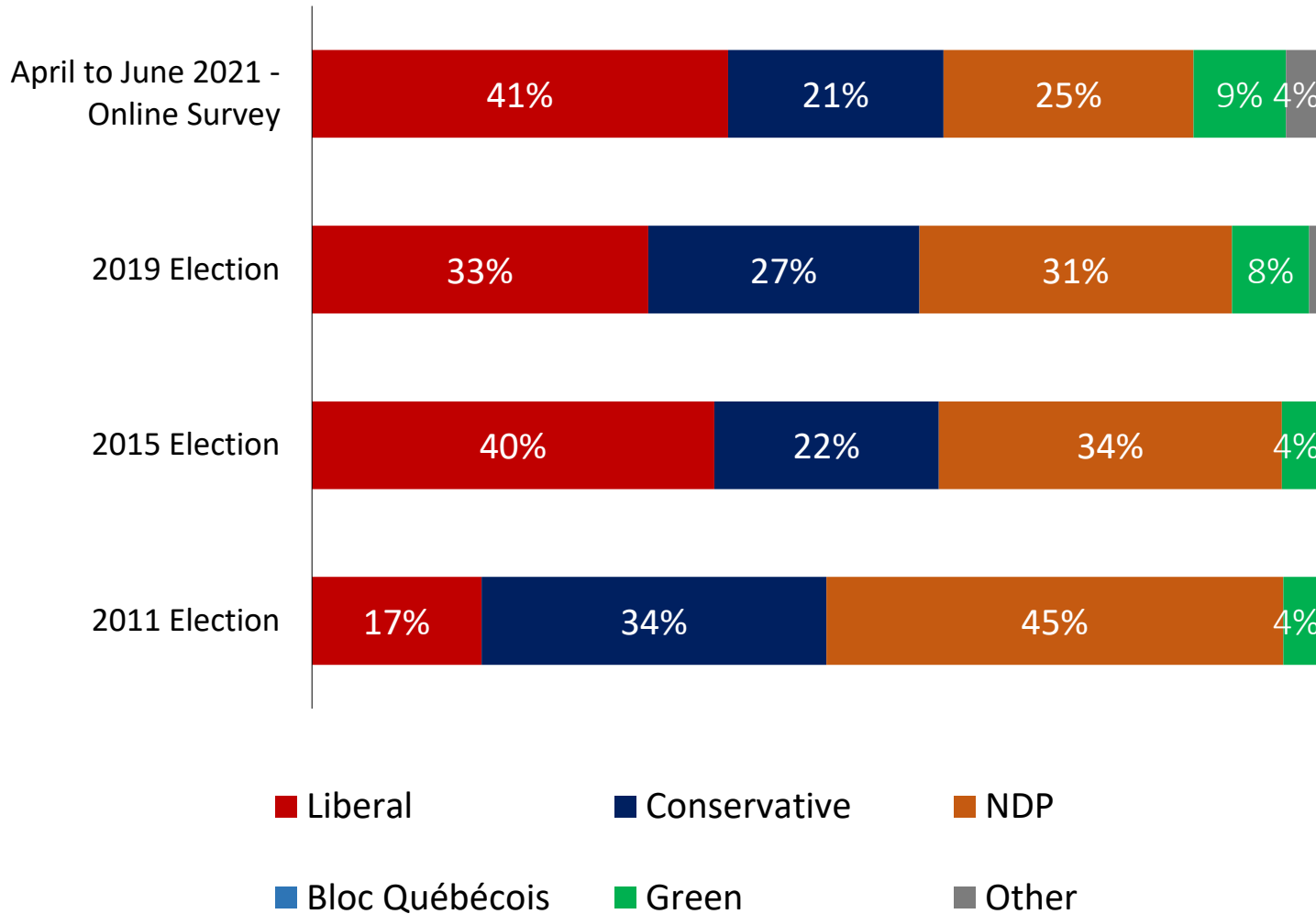
The NDP's most consistent seats, though with some softening of NDP support in 2019.

Party	Seats Won 2019	Seats Won 2015	Seats Won 2011*
Liberal	5	2	0
CPC	1	0	0
NDP	19	27	29
Bloc	4	0	0

\*2011 results were transposed from previous riding boundaries to the 338 current federal electoral districts

# Swing NDP: Liberal vote is back to a 2015 high in this cluster, while NDP support is at an all-time low

Decided Vote from a combined April to June 2021 online survey compared to actual election results between 2011 and 2019



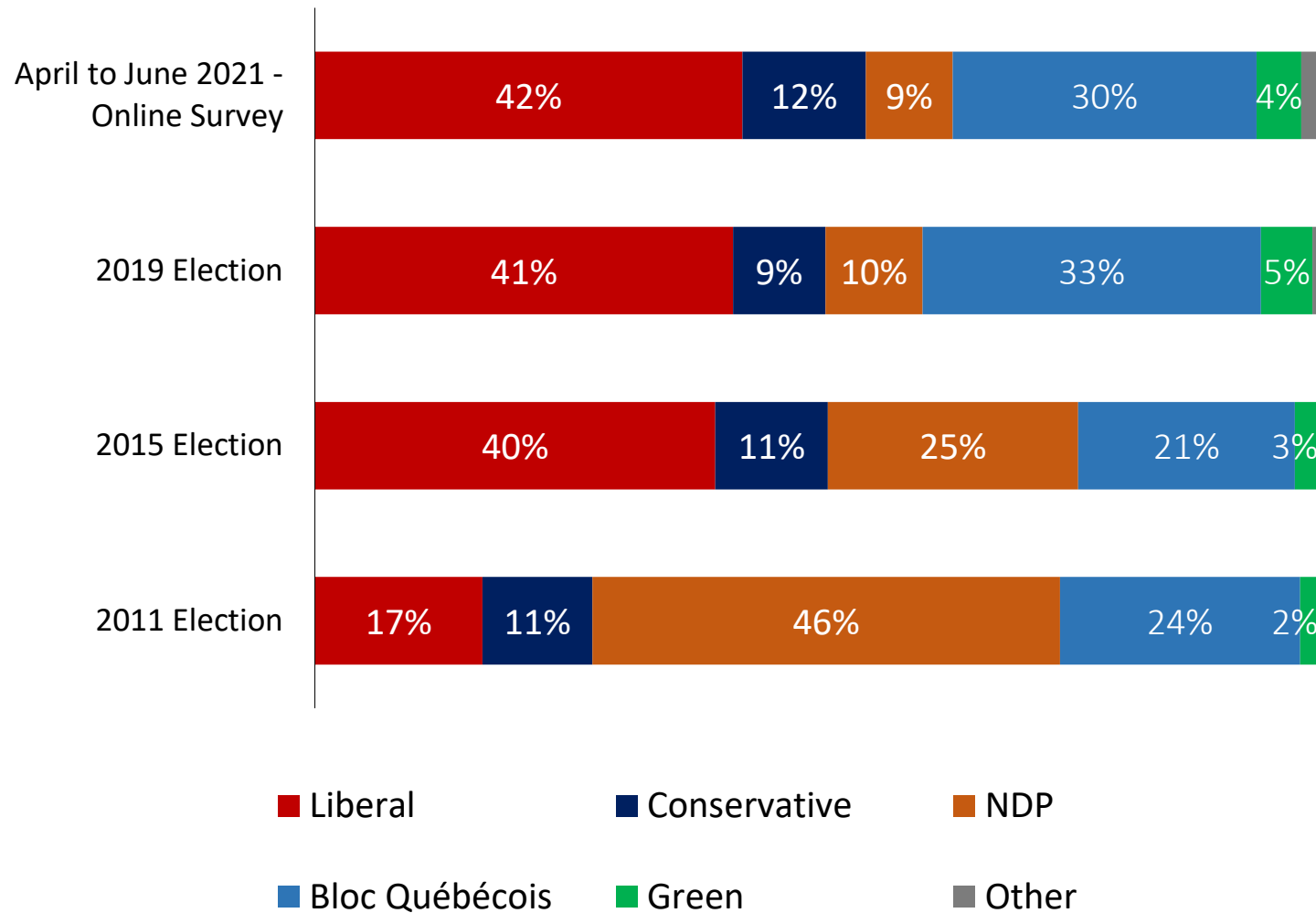
NDP swing seats over the last 3 elections. This cluster has been trending away from the NDP since 2011.

Party	Seats Won 2019	Seats Won 2015	Seats Won 2011*
Liberal	17	18	0
CPC	5	0	9
NDP	5	10	19
Green	1	0	0

\*2011 results were transposed from previous riding boundaries to the 338 current federal electoral districts

# Montreal BQ-LPC Swing: In the Montreal Bloc-Liberal swing seats, vote is largely steady since the 2019 election

Decided Vote from a combined April to June 2021 online survey compared to actual election results between 2011 and 2019



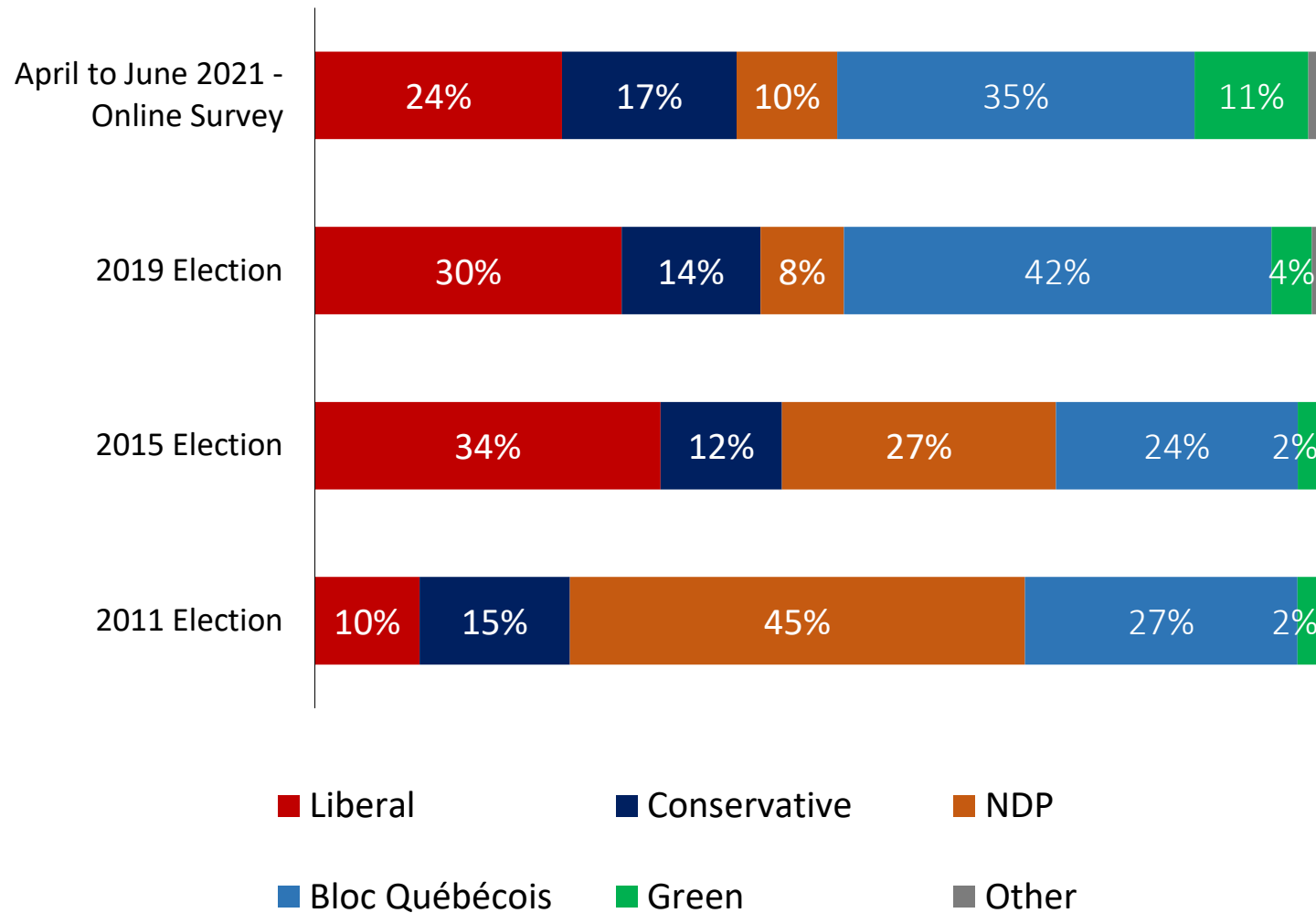
Previous Orange Crush seats in Montreal that have transitioned to Bloc-Liberal swing seats.

Party	Seats Won 2019	Seats Won 2015	Seats Won 2011*
<b>Liberal</b>	12	16	0
<b>CPC</b>	0	0	0
<b>NDP</b>	0	1	22
<b>Bloc</b>	10	5	0

\*2011 results were transposed from previous riding boundaries to the 338 current federal electoral districts

# Regions BQ-LPC Swing: Both the Bloc and Liberals are down from 2019, but the Bloc maintain a clear plurality of vote intention

Decided Vote from a combined April to June 2021 online survey compared to actual election results between 2011 and 2019



Previous Orange Crush seats outside of Montreal that have transitioned to Bloc-Liberal swing seats.

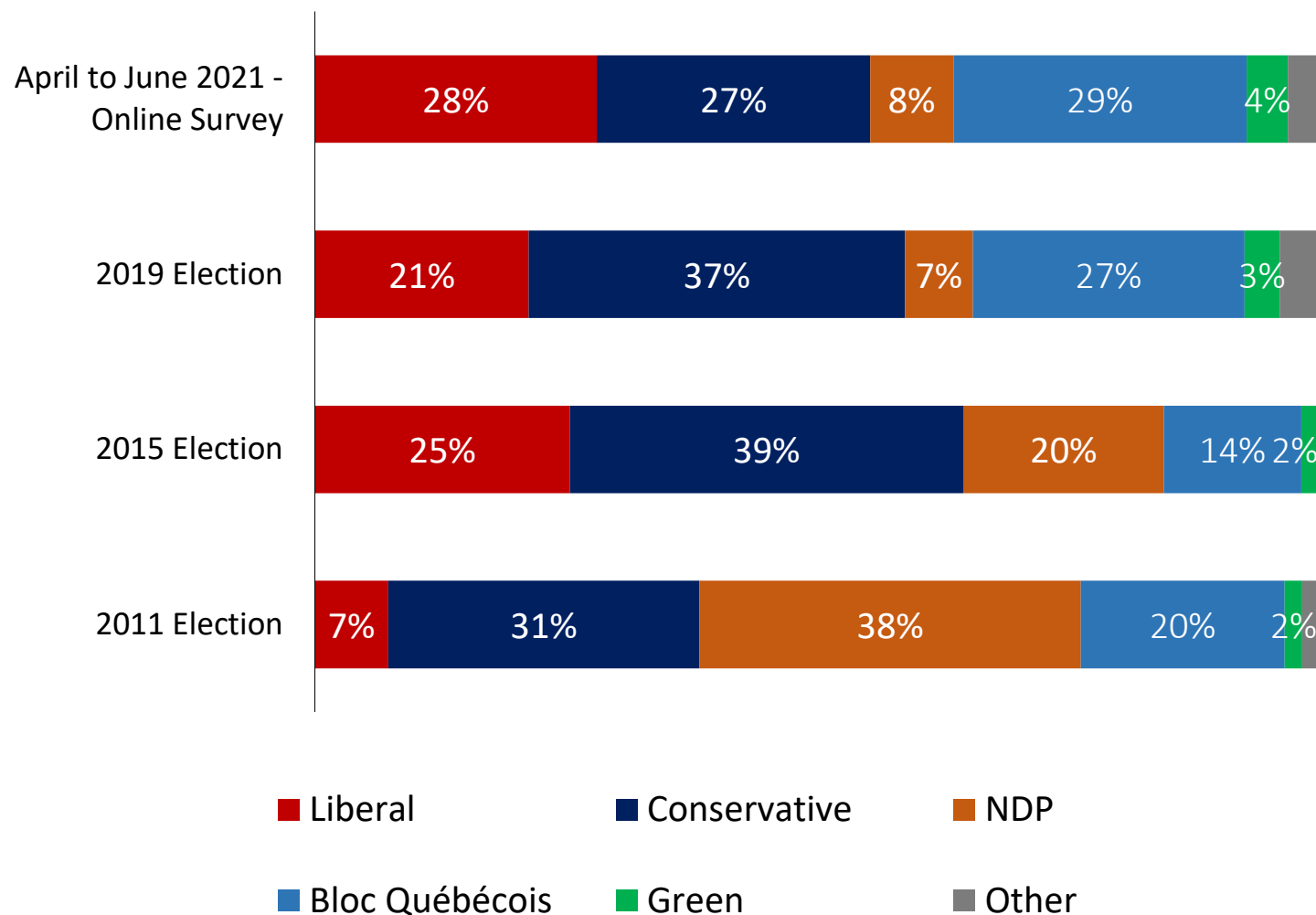
Party	Seats Won 2019	Seats Won 2015	Seats Won 2011*
Liberal	8	13	0
CPC	1	1	1
NDP	0	6	21
Bloc	16	5	3



\*2011 results were transposed from previous riding boundaries to the 338 current federal electoral districts

# Capitale-Nationale + Chaudière-Appalaches: Bloc votes have been steady while Conservative vote intention is down

Decided Vote from a combined April to June 2021 online survey compared to actual election results between 2011 and 2019



Seats in the Capitale-Nationale and Chaudière-Appalaches region, the Conservatives strongest region in Quebec.

Party	Seats Won 2019	Seats Won 2015	Seats Won 2011*
Liberal	2	2	0
CPC	9	11	4
NDP	0	0	8
Bloc	2	0	1



\*2011 results were transposed from previous riding boundaries to the 338 current federal electoral districts



# Appendix 1: Survey Methodology

# Online Sample Methodology: April to June 2021



- This report combines the results of three online surveys conducted in April to June 2021.
- In total, the dataset contains a representative sample of n=5,000 Canadians, 18 years or older. The online samples of these surveys were conducted through INNOVATIVE's Canada 20/20 national research panel with additional respondents were provided from Dynata, a leading provider of online samples. The dates and sample sizes for each survey were:
  - *CTM.2104 CTM April 2021: Conducted from April 22<sup>nd</sup> to May 5<sup>th</sup>, 2021 with an unweighted sample size of 2,738 (weighted to 2,000)*
  - *CTM.2105 CTM May 2021: Conducted from May 7<sup>th</sup> to May 31<sup>st</sup>, 2021 with an unweighted sample size of 2,579 (weighted to 2,000)*
  - *CTM.2016 CTM June 2021: Conducted from June 3<sup>rd</sup> to June 8<sup>th</sup>, 2021 with an unweighted sample size of 1,043 (weighted to 1,000)*
- The combined sample is weighted to n=5,000 by age, gender and provincial sub-regions using the latest Statistics Canada Census data. Results are weighted to ensure that the overall sample's composition reflects that of the actual population to provide results that are intended to approximate a probability sample.
- Respondents were grouped together into their federal electoral districts based on their postal code. A weighted total of 107 respondents could not be grouped into a federal electoral district because they did not provide a postal code or their postal code matched multiple districts.
- INNOVATIVE provides each panellist with a unique URL via an email invitation so that only invited panel members are able to complete the survey, and panel members can only complete a particular survey once. Sub-regional quotas are set within regions to ensure there is a representative sample of respondents from across the entire region.
- This is a representative sample. However, since the online survey was not a random probability-based sample, a margin of error cannot be calculated. Statements about margins of sampling error or population estimates do not apply to most online panels.

**Note:** Graphs may not always total 100% due to rounding values rather than any error in data. Sums are added before rounding numbers.

# Online Sample Methodology: April 2021

	Unweighted (n)	Unweighted (%)	Weighted (n)	Weighted (%)
BC	543	19.8%	272	13.6%
AB	540	19.7%	228	11.4%
Prairies	141	5.1%	132	6.6%
ON	900	32.9%	778	38.9%
QC	475	17.3%	455	22.8%
Atlantic	139	5.1%	135	6.7%

# Online Sample Methodology: May 2021

	Unweighted (n)	Unweighted (%)	Weighted (n)	Weighted (%)
BC	361	14%	270	13.5%
AB	329	12.8%	221	11.1%
Prairies	161	6.2%	132	6.6%
ON	939	36.4%	770	38.5%
QC	547	21.2%	469	23.5%
Atlantic	242	9.4%	138	6.9%

# Online Sample Methodology: June 2021

	Unweighted (n)	Unweighted (%)	Weighted (n)	Weighted (%)
BC	147	14.1%	137	13.7%
AB	119	11.4%	114	11.4%
Prairies	72	6.9%	65	6.5%
ON	390	37.4%	386	38.6%
QC	242	23.2%	229	22.9%
Atlantic	73	7.0%	69	6.9%

# **Appendix 2: Seat Cluster Definitions**

# Defining the Seat Clusters

**This section outlines the precise definition of each seat cluster and which federal electoral districts it contains.**

For this analysis, we have grouped seats together into **clusters** where ridings are similar to one another according to which parties have historically been successful there in addition to the region where the seat is located.

The analysis separates out “Strong” seats (won consistently by >10%), while further distinctions are made by specific criteria for each party and based on geography.

# Seat Cluster Distribution by Region

	Vancouver Island	Lower Mainland	Rest of BC	Edmonton /Calgary	Rest of Alberta	Winnipeg /Saskatoon /Regina	Rest of Prairies	Toronto	Rest of GTA	Ontario: South/ West	Ontario: North/ East	Montreal: Anglophone ridings	Montreal: Francophone ridings	Quebec City Area	Rest of Quebec	Atlantic
CPC Strong (Prairies)				14	15	3	12									
CPC Strong (Non-Prairies)		4	5						3	12	13					
CPC-LPC Swing (Ontario)								3	14	6	7					
CPC-LPC Swing (Non-Ontario)		11	2	4		4										10
Lean LPC (from CPC)		1				2		6	10	5	4					6
LPC Strong		2						13	1	1	5	8	1			11
Consistent NDP	3	4	1	1		2	1			5	2	1	3		5	1
Swing NDP	3	3	2			3	3	3	1	3	4					3
Montreal BQ-LPC Swing												3	19			
Regions BQ-LPC Swing															25	
Capitale-Nationale + Chaudière-Appalaches														13		



# CPC Strong (Prairies)

- 1) Won by the CPC in all 3 elections by an average margin greater than 10%; AND
- 2) Won in 2019 by at least 5%; AND
- 3) No exceptions are included.

Federal Electoral District	Province	Sub-region
Brandon--Souris	Manitoba	Rest of Prairies/AB
Dauphin--Swan River--Neepawa	Manitoba	Rest of Prairies/AB
Portage--Lisgar	Manitoba	Rest of Prairies/AB
Provencher	Manitoba	Rest of Prairies/AB
Selkirk--Interlake--Eastman	Manitoba	Rest of Prairies/AB
Battlefords--Lloydminster	Saskatchewan	Rest of Prairies/AB
Cypress Hills--Grasslands	Saskatchewan	Rest of Prairies/AB
Carlton Trail--Eagle Creek	Saskatchewan	Rest of Prairies/AB
Moose Jaw--Lake Centre--Lanigan	Saskatchewan	Rest of Prairies/AB
Prince Albert	Saskatchewan	Rest of Prairies/AB
Regina--Qu'appelle	Saskatchewan	Winnipeg/Saskatoon/Regina
Saskatoon--Grasswood	Saskatchewan	Winnipeg/Saskatoon/Regina
Saskatoon--University	Saskatchewan	Winnipeg/Saskatoon/Regina
Souris--Moose Mountain	Saskatchewan	Rest of Prairies/AB
Yorkton--Melville	Saskatchewan	Rest of Prairies/AB
Banff--Airdrie	Alberta	Rest of Prairies/AB
Battle River--Crowfoot	Alberta	Rest of Prairies/AB
Bow River	Alberta	Rest of Prairies/AB
Calgary Confederation	Alberta	Calgary/Edmonton
Calgary Forest Lawn	Alberta	Calgary/Edmonton
Calgary Heritage	Alberta	Calgary/Edmonton
Calgary Midnapore	Alberta	Calgary/Edmonton
Calgary Nose Hill	Alberta	Calgary/Edmonton
Calgary Rocky Ridge	Alberta	Calgary/Edmonton
Calgary Shepard	Alberta	Calgary/Edmonton
Calgary Signal Hill	Alberta	Calgary/Edmonton

Federal Electoral District	Province	Sub-region
Edmonton Griesbach	Alberta	Calgary/Edmonton
Edmonton Manning	Alberta	Calgary/Edmonton
Edmonton Riverbend	Alberta	Calgary/Edmonton
Edmonton West	Alberta	Calgary/Edmonton
Edmonton--Wetaskiwin	Alberta	Rest of Prairies/AB
Foothills	Alberta	Rest of Prairies/AB
Fort McMurray--Cold Lake	Alberta	Rest of Prairies/AB
Grande Prairie--Mackenzie	Alberta	Rest of Prairies/AB
Lakeland	Alberta	Rest of Prairies/AB
Lethbridge	Alberta	Rest of Prairies/AB
Medicine Hat--Cardston--Warner	Alberta	Rest of Prairies/AB
Peace River--Westlock	Alberta	Rest of Prairies/AB
Red Deer--Mountain View	Alberta	Rest of Prairies/AB
Red Deer--Lacombe	Alberta	Rest of Prairies/AB
St. Albert--Edmonton	Alberta	Calgary/Edmonton
Sherwood Park--Fort Saskatchewan	Alberta	Rest of Prairies/AB
Sturgeon River--Parkland	Alberta	Rest of Prairies/AB
Yellowhead	Alberta	Rest of Prairies/AB

# CPC Strong (Non-Prairies)

- 1) Won in all 3 elections by an average margin greater than 10%; AND
- 2) Won in 2019 by at least 5%; AND
- 3) No exceptions are included.

Federal Electoral District	Province	Sub-region
Barrie--Innisfil	Ontario	ON: North/East
Barrie--Springwater--Oro-Medonte	Ontario	ON: North/East
Brantford--Brant	Ontario	ON: South/West
Bruce--Grey--Owen Sound	Ontario	ON: South/West
Chatham-Kent--Leamington	Ontario	ON: South/West
Dufferin--Caledon	Ontario	ON: North/East
Durham	Ontario	Rest of GTA
Elgin--Middlesex--London	Ontario	ON: South/West
Haldimand--Norfolk	Ontario	ON: South/West
Haliburton--Kawartha Lakes--Brock	Ontario	ON: North/East
Huron--Bruce	Ontario	ON: South/West
Lambton--Kent--Middlesex	Ontario	ON: South/West
Lanark--Frontenac--Kingston	Ontario	ON: North/East
Leeds--Grenville--Thousand Islands And Rideau Lakes	Ontario	ON: North/East
Niagara West	Ontario	ON: South/West
Oshawa	Ontario	Rest of GTA
Oxford	Ontario	ON: South/West
Parry Sound--Muskoka	Ontario	ON: North/East
Perth--Wellington	Ontario	ON: South/West
Renfrew--Nipissing--Pembroke	Ontario	ON: North/East
Carleton	Ontario	ON: North/East
Sarnia--Lambton	Ontario	ON: South/West
Simcoe--Grey	Ontario	ON: North/East
Simcoe North	Ontario	ON: North/East
Stormont--Dundas--South Glengarry	Ontario	ON: North/East

Federal Electoral District	Province	Sub-region
Thornhill	Ontario	Rest of GTA
Wellington--Halton Hills	Ontario	ON: South/West
York--Simcoe	Ontario	ON: North/East
Abbotsford	British Columbia	Lower Mainland and Fraser Valley
Cariboo--Prince George	British Columbia	Rest of BC/YT
Central Okanagan--Similkameen--Nicola	British Columbia	Rest of BC/YT
Chilliwack--Hope	British Columbia	Lower Mainland and Fraser Valley
Kamloops--Thompson--Cariboo	British Columbia	Rest of BC/YT
Langley--Aldergrove	British Columbia	Lower Mainland and Fraser Valley
North Okanagan--Shuswap	British Columbia	Rest of BC/YT
Prince George--Peace River--Northern Rockies	British Columbia	Rest of BC/YT
Richmond Centre	British Columbia	Lower Mainland and Fraser Valley

# CPC-LPC Swing (Ontario)

- 1) Only won by CPC or LPC in the last 3 elections; AND
- 2) Either:
  - 1) Each party has won the seat at least once; OR
  - 2) The average margin does not exceed 10% and the non-winning party has come within 10-points of winning at least once
- 3) And the seat is not re-classified as a CPC to LPC Defector

Federal Electoral District	Province	Sub-region
Aurora--Oak Ridges--Richmond Hill	Ontario	Rest of GTA
Bay Of Quinte	Ontario	ON: North/East
Burlington	Ontario	Rest of GTA
Cambridge	Ontario	ON: South/West
Eglinton--Lawrence	Ontario	Toronto
Flamborough--Glanbrook	Ontario	ON: South/West
Hastings--Lennox And Addington	Ontario	ON: North/East
Kanata--Carleton	Ontario	ON: North/East
Kenora	Ontario	ON: North/East
King--Vaughan	Ontario	Rest of GTA
Kitchener--Conestoga	Ontario	ON: South/West
Kitchener South--Hespeler	Ontario	ON: South/West
Markham--Stouffville	Ontario	Rest of GTA
Markham--Unionville	Ontario	Rest of GTA
Milton	Ontario	Rest of GTA
Mississauga--Lakeshore	Ontario	Rest of GTA
Mississauga--Streetsville	Ontario	Rest of GTA
Newmarket--Aurora	Ontario	Rest of GTA
Niagara Falls	Ontario	ON: South/West
Northumberland--Peterborough South	Ontario	ON: North/East
Oakville	Ontario	Rest of GTA
Oakville North--Burlington	Ontario	Rest of GTA
Peterborough--Kawartha	Ontario	ON: North/East
Richmond Hill	Ontario	Rest of GTA
St. Catharines	Ontario	ON: South/West
Sault Ste. Marie	Ontario	ON: North/East

Federal Electoral District	Province	Sub-region
Scarborough North	Ontario	Toronto
Vaughan--Woodbridge	Ontario	Rest of GTA
Whitby	Ontario	Rest of GTA
York Centre	Ontario	Toronto

# CPC-LPC Swing (Non-Ontario)

- 1) Only won by CPC or LPC in the last 3 elections; AND
- 2) Either:
  - 1) Each party has won the seat at least once; OR
  - 2) The average margin does not exceed 10% and the non-winning party has come within 10-points of winning at least once
- 3) And the seat is not re-classified as a CPC to LPC Defector

Federal Electoral District	Province	Sub-region
Egmont	Prince Edward Island	Atlantic
Cape Breton--Canso	Nova Scotia	Atlantic
Cumberland--Colchester	Nova Scotia	Atlantic
Sydney--Victoria	Nova Scotia	Atlantic
West Nova	Nova Scotia	Atlantic
Fundy Royal	New Brunswick	Atlantic
Miramichi--Grand Lake	New Brunswick	Atlantic
New Brunswick Southwest	New Brunswick	Atlantic
Saint John--Rothesay	New Brunswick	Atlantic
Tobique--Mactaquac	New Brunswick	Atlantic
Charleswood--St. James--Assiniboia--Headingley	Manitoba	Winnipeg/Saskatoon/Regina
Kildonan--St. Paul	Manitoba	Winnipeg/Saskatoon/Regina
Winnipeg South	Manitoba	Winnipeg/Saskatoon/Regina
Regina--Wascana	Saskatchewan	Winnipeg/Saskatoon/Regina
Calgary Centre	Alberta	Calgary/Edmonton
Calgary Skyview	Alberta	Calgary/Edmonton
Edmonton Centre	Alberta	Calgary/Edmonton
Edmonton Mill Woods	Alberta	Calgary/Edmonton
Burnaby North--Seymour	British Columbia	Lower Mainland and Fraser Valley
Cloverdale--Langley City	British Columbia	Lower Mainland and Fraser Valley
Coquitlam--Port Coquitlam	British Columbia	Lower Mainland and Fraser Valley
Delta	British Columbia	Lower Mainland and Fraser Valley
Fleetwood--Port Kells	British Columbia	Lower Mainland and Fraser Valley

Federal Electoral District	Province	Sub-region
Kelowna--Lake Country	British Columbia	Rest of BC/YT
Mission--Matsqui--Fraser Canyon	British Columbia	Lower Mainland and Fraser Valley
Pitt Meadows--Maple Ridge	British Columbia	Lower Mainland and Fraser Valley
South Surrey--White Rock	British Columbia	Lower Mainland and Fraser Valley
Steveston--Richmond East	British Columbia	Lower Mainland and Fraser Valley
Vancouver South	British Columbia	Lower Mainland and Fraser Valley
West Vancouver--Sunshine Coast--Sea To Sky Country	British Columbia	Lower Mainland and Fraser Valley
Yukon	Yukon	Rest of BC/YT

# CPC to LPC Defector

- 1) Meets the previous criteria of a “Swing” seat; BUT
- 2) LPC has won by >10 points in each of 2015 and 2019

Federal Electoral District	Province	Sub-region
Avalon	Newfoundland and Labrador	Atlantic
Labrador	Newfoundland and Labrador	Atlantic
Central Nova	Nova Scotia	Atlantic
South Shore--St. Margarets	Nova Scotia	Atlantic
Madawaska--Restigouche	New Brunswick	Atlantic
Moncton--Riverview--Dieppe	New Brunswick	Atlantic
Ajax	Ontario	Rest of GTA
Brampton Centre	Ontario	Rest of GTA
Brampton North	Ontario	Rest of GTA
Brampton South	Ontario	Rest of GTA
Brampton West	Ontario	Rest of GTA
Don Valley North	Ontario	Toronto
Don Valley West	Ontario	Toronto
Etobicoke Centre	Ontario	Toronto
Etobicoke--Lakeshore	Ontario	Toronto
Glengarry--Prescott--Russell	Ontario	ON: North/East
Hamilton West--Ancaster--Dundas	Ontario	ON: South/West
Kitchener Centre	Ontario	ON: South/West
London North Centre	Ontario	ON: South/West
London West	Ontario	ON: South/West
Mississauga Centre	Ontario	Rest of GTA
Mississauga East--Cooksville	Ontario	Rest of GTA
Mississauga--Erin Mills	Ontario	Rest of GTA
Mississauga--Malton	Ontario	Rest of GTA
Nepean	Ontario	ON: North/East
Orléans	Ontario	ON: North/East

Federal Electoral District	Province	Sub-region
Ottawa West--Nepean	Ontario	ON: North/East
Pickering--Uxbridge	Ontario	Rest of GTA
Scarborough Centre	Ontario	Toronto
Waterloo	Ontario	ON: South/West
Willowdale	Ontario	Toronto
Saint Boniface--Saint Vital	Manitoba	Winnipeg/Saskatoon/Regina
Winnipeg South Centre	Manitoba	Winnipeg/Saskatoon/Regina
North Vancouver	British Columbia	Lower Mainland and Fraser Valley

# Strong LPC

- 1) Won in all 3 elections by an average margin greater than 10%; AND
- 2) Won in 2019 by at least 5%; AND
- 3) 9 exceptions are included: Ridings won by the NDP in 2011 that otherwise meet the above criteria

Federal Electoral District	Province	Sub-region
Bonavista--Burin--Trinity	Newfoundland and Labrador	Atlantic
Coast Of Bays--Central--Notre Dame	Newfoundland and Labrador	Atlantic
Long Range Mountains	Newfoundland and Labrador	Atlantic
St. John's South--Mount Pearl	Newfoundland and Labrador	Atlantic
Cardigan	Prince Edward Island	Atlantic
Charlottetown	Prince Edward Island	Atlantic
Malpeque	Prince Edward Island	Atlantic
Dartmouth--Cole Harbour	Nova Scotia	Atlantic
Halifax West	Nova Scotia	Atlantic
Kings--Hants	Nova Scotia	Atlantic
Beauséjour	New Brunswick	Atlantic
Ahuntsic-Cartierville	Quebec	Montreal
Bourassa	Quebec	Montreal
Lac-Saint-Louis	Quebec	Montreal
Mount Royal	Quebec	Montreal
Notre-Dame-De-Grâce--Westmount	Quebec	Montreal
Papineau	Quebec	Montreal
Pierrefonds--Dollard	Quebec	Montreal
Saint-Laurent	Quebec	Montreal
Saint-Léonard--Saint-Michel	Quebec	Montreal
Beaches--East York	Ontario	Toronto
Don Valley East	Ontario	Toronto
Etobicoke North	Ontario	Toronto
Guelph	Ontario	ON: South/West

Federal Electoral District	Province	Sub-region
Kingston And The Islands	Ontario	ON: North/East
Markham--Thornhill	Ontario	Rest of GTA
Nipissing--Timiskaming	Ontario	ON: North/East
Ottawa South	Ontario	ON: North/East
Ottawa--Vanier	Ontario	ON: North/East
Toronto--St. Paul's	Ontario	Toronto
Scarborough--Agincourt	Ontario	Toronto
Scarborough--Guildwood	Ontario	Toronto
Scarborough--Rouge Park	Ontario	Toronto
Scarborough Southwest	Ontario	Toronto
Spadina--Fort York	Ontario	Toronto
Thunder Bay--Superior North	Ontario	ON: North/East
Toronto Centre	Ontario	Toronto
University--Rosedale	Ontario	Toronto
York South--Weston	Ontario	Toronto
Humber River--Black Creek	Ontario	Toronto
Vancouver Centre	British Columbia	Lower Mainland and Fraser Valley
Vancouver Quadra	British Columbia	Lower Mainland and Fraser Valley

# Consistent NDP

- 1) Either:
- 1) Won in all 3 elections
  - 2) Won at least twice since 2011 and in 2019 by >5%

Federal Electoral District	Province	Sub-region
St. John's East	Newfoundland and Labrador	Atlantic
Berthier--Maskinongé	Quebec	RoQC
Rimouski-Neigette--Témiscouata--Les Basques	Quebec	RoQC
Hochelaga	Quebec	Montreal
Jonquière	Quebec	RoQC
Laurier--Sainte-Marie	Quebec	Montreal
Outremont	Quebec	Montreal
Rosemont--La Petite-Patrie	Quebec	Montreal
Sherbrooke	Quebec	RoQC
Trois-Rivières	Quebec	RoQC
Algoma--Manitoulin--Kapusking	Ontario	ON: North/East
Hamilton Centre	Ontario	ON: South/West
Hamilton Mountain	Ontario	ON: South/West
London--Fanshawe	Ontario	ON: South/West
Timmins--James Bay	Ontario	ON: North/East
Windsor--Tecumseh	Ontario	ON: South/West
Windsor West	Ontario	ON: South/West
Churchill--Keewatinook Aski	Manitoba	Rest of Prairies/AB
Winnipeg Centre	Manitoba	Winnipeg/Saskatoon/Regina
Saskatoon West	Saskatchewan	Winnipeg/Saskatoon/Regina
Edmonton Strathcona	Alberta	Calgary/Edmonton
Burnaby South	British Columbia	Lower Mainland and Fraser Valley
Cowichan--Malahat--Langford	British Columbia	Rest of BC/YT
New Westminster--Burnaby	British Columbia	Lower Mainland and Fraser Valley

Federal Electoral District	Province	Sub-region
Esquimalt--Saanich--Sooke	British Columbia	Rest of BC/YT
Skeena--Bulkley Valley	British Columbia	Rest of BC/YT
Vancouver East	British Columbia	Lower Mainland and Fraser Valley
Vancouver Kingsway	British Columbia	Lower Mainland and Fraser Valley
Victoria	British Columbia	Rest of BC/YT

# Swing NDP

- 1) Either:
  - 1) Won in 2019; OR
  - 2) Won at least once since 2011 and have remained competitive
- 2) AND is not a consistent NDP seat; AND
- 3) The seat hasn't *become* a safe liberal seat or LPC-CPC swing seat

Federal Electoral District	Province	Sub-region
Halifax	Nova Scotia	Atlantic
Sackville--Preston--Chezzetcook	Nova Scotia	Atlantic
Acadie--Bathurst	New Brunswick	Atlantic
Brampton East	Ontario	Rest of GTA
Davenport	Ontario	Toronto
Essex	Ontario	ON: South/West
Hamilton East--Stoney Creek	Ontario	ON: South/West
Niagara Centre	Ontario	ON: South/West
Nickel Belt	Ontario	ON: North/East
Ottawa Centre	Ontario	ON: North/East
Parkdale--High Park	Ontario	Toronto
Sudbury	Ontario	ON: North/East
Thunder Bay--Rainy River	Ontario	ON: North/East
Toronto--Danforth	Ontario	Toronto
Elmwood--Transcona	Manitoba	Winnipeg/Saskatoon/Regina
Winnipeg North	Manitoba	Winnipeg/Saskatoon/Regina
Desnethé--Missinippi--Churchill River	Saskatchewan	Rest of Prairies/AB
Regina--Lewvan	Saskatchewan	Winnipeg/Saskatoon/Regina
Courtenay--Alberni	British Columbia	Rest of BC/YT
Kootenay--Columbia	British Columbia	Rest of BC/YT
Nanaimo--Ladysmith	British Columbia	Rest of BC/YT
Port Moody--Coquitlam	British Columbia	Lower Mainland and Fraser Valley
South Okanagan--West Kootenay	British Columbia	Rest of BC/YT
Surrey Centre	British Columbia	Lower Mainland and Fraser Valley

Federal Electoral District	Province	Sub-region
Surrey--Newton	British Columbia	Lower Mainland and Fraser Valley
North Island--Powell River	British Columbia	Rest of BC/YT
Northwest Territories	Northwest Territories	Rest of Prairies/AB
Nunavut	Nunavut	Rest of Prairies/AB



# Montreal BQ-LPC Swing

Quebec seats in Montreal that aren't in the Capitale-Nationale/Chaudiere-Appalache region and aren't Strong LPC seats or NDP Consistent/Swing seats. In practice these are mostly now BQ-Liberal swing seats.

Federal Electoral District	Province	Sub-region
Alfred-Pellan	Quebec	Montreal
Thérèse-De Blainville	Quebec	Montreal
Pierre-Boucher--Les Patriotes--Verchères	Quebec	Montreal
Brossard--Saint-Lambert	Quebec	Montreal
Dorval--Lachine--Lasalle	Quebec	Montreal
Honoré-Mercier	Quebec	Montreal
Hull--Aylmer	Quebec	Montreal
La Pointe-De-L'île	Quebec	Montreal
La Prairie	Quebec	Montreal
Lasalle--Émard--Verdun	Quebec	Montreal
Laval--Les Îles	Quebec	Montreal
Longueuil--Charles-Lemoyne	Quebec	Montreal
Longueuil--Saint-Hubert	Quebec	Montreal
Mirabel	Quebec	Montreal
Montarville	Quebec	Montreal
Repentigny	Quebec	Montreal
Rivière-Des-Mille-Îles	Quebec	Montreal
Marc-Aurèle-Fortin	Quebec	Montreal
Vaudreuil--Soulanges	Quebec	Montreal
Terrebonne	Quebec	Montreal
Ville-Marie--Le Sud-Ouest--Île-Des-Soeurs	Quebec	Montreal
Vimy	Quebec	Montreal

# Regions BQ-LPC Swing

Quebec seats outside of Montreal that aren't in the Capitale-Nationale/Chaudiere-Appalache region and aren't Strong LPC seats or NDP Consistent/Swing seats. In practice these are mostly now BQ-Liberal swing seats.

Federal Electoral District	Province	Sub-region
Abitibi--Baie-James--Nunavik--Eeyou	Quebec	RoQC
Abitibi--Témiscamingue	Quebec	RoQC
Argenteuil--La Petite-Nation	Quebec	RoQC
Avignon--La Mitis--Matane--Matapédia	Quebec	RoQC
Bécancour--Nicolet--Saurel	Quebec	RoQC
Beloeil--Chambly	Quebec	RoQC
Brome--Missisquoi	Quebec	RoQC
Châteauguay--Lacolle	Quebec	RoQC
Chicoutimi--Le Fjord	Quebec	RoQC
Compton--Stanstead	Quebec	RoQC
Drummond	Quebec	RoQC
Gaspésie--Les Îles-De-La-Madeleine	Quebec	RoQC
Gatineau	Quebec	RoQC
Joliette	Quebec	RoQC
Lac-Saint-Jean	Quebec	RoQC
Laurentides--Labelle	Quebec	RoQC
Manicouagan	Quebec	RoQC
Montcalm	Quebec	RoQC
Pontiac	Quebec	RoQC
Rivière-Du-Nord	Quebec	RoQC
Saint-Hyacinthe--Bagot	Quebec	RoQC
Saint-Jean	Quebec	RoQC
Saint-Maurice--Champlain	Quebec	RoQC
Salaberry--Suroît	Quebec	RoQC
Shefford	Quebec	RoQC

# Capitale-Nationale + Chaudière-Appalaches

All the seats in this region are their own cluster, but most of them are either strong CPC or CPC-BQ swing seats. Some are 3-way races with the LPC.

Federal Electoral District	Province	Sub-region
Beauce	Quebec	RoQC
Beauport--Limoilou	Quebec	RoQC
Bellechasse--Les Etchemins--Lévis	Quebec	RoQC
Charlesbourg--Haute-Saint-Charles	Quebec	RoQC
Beauport--Côte-De-Beaupré--Île D'orléans--Charlevoix	Quebec	RoQC
Lévis--Lotbinière	Quebec	RoQC
Louis-Hébert	Quebec	RoQC
Louis-Saint-Laurent	Quebec	RoQC
Mégantic--L'érable	Quebec	RoQC
Montmagny--L'islet--Kamouraska--Rivière-Du-Loup	Quebec	RoQC
Portneuf--Jacques-Cartier	Quebec	RoQC
Québec	Quebec	RoQC
Richmond--Arthabaska	Quebec	RoQC



# Building Understanding.

*Personalized research to connect you and your audiences.*

For more information, please contact:

**Greg Lyle**

President

416-642-6429

[glyle@innovativeresearch.ca](mailto:glyle@innovativeresearch.ca)

**Innovative Research Group Inc.**

56 The Esplanade, Suite 310

Toronto ON | M5E 1A7

[www.innovativeresearch.ca](http://www.innovativeresearch.ca)