



# Canada This Month Political Landscape

Public Opinion Research  
Release Date: May 5, 2021  
Field Dates: April 15 to May 5, 2021

# Political Landscape

The COVID-19 outbreak has set off a series of changes in the Canadian political landscape. Satisfaction with how the federal and provincial governments are handling COVID-19 are continuing on their steady downward trajectory as the severity of outbreaks increases across the major provinces. When it comes to intra-provincial travel, over 3-in-5 say governments should set firm rules and enforce them through checkpoints and fines.

Today, INNOVATIVE is releasing results from our April 2021 *Canada This Month* survey. This online survey was in field from April 15<sup>th</sup> to May 5<sup>th</sup>, 2021 with a weighted sample size of 2,500. Detailed methodology is provided in the appendix.

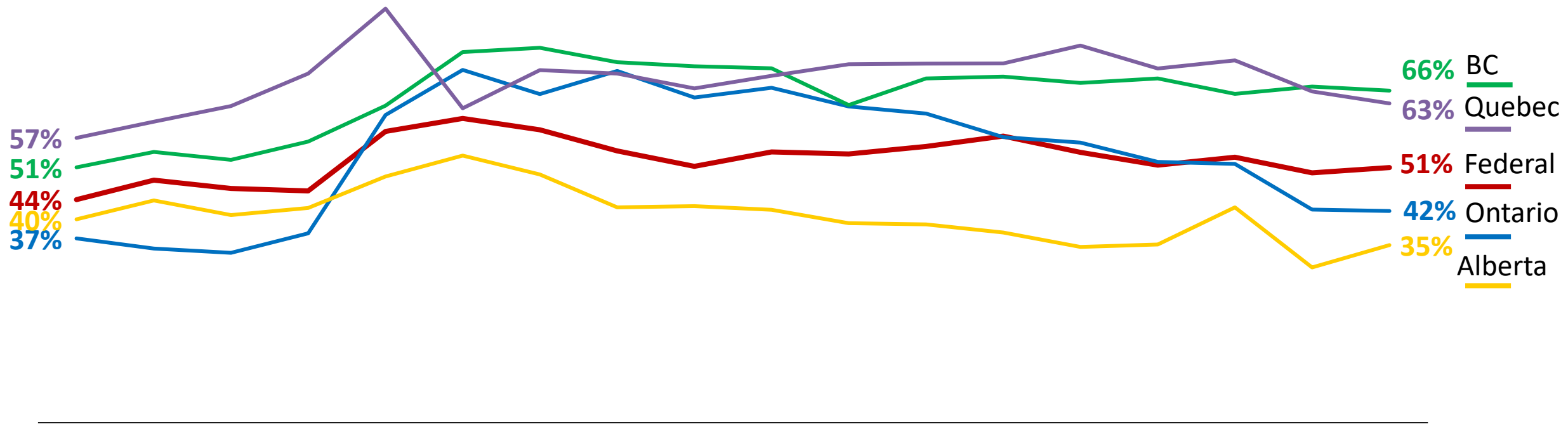
This report covers key results on how Canadians are rating their government's handling of COVID-19 and whether they believe current restrictions are too tight or too loose.

# Government Approval

As the COVID-19 outbreak worsens in Canada's largest provinces, so does approval of the job both the federal and provincial governments are doing to manage COVID-19. Despite this continued downward trend in approval of handling COVID-19, more general government satisfaction is steady both federally and in the largest provinces compared to early April.

# Overall Satisfaction: Satisfaction with the federal and most provincial gov'ts is steady compared to early April; AB satisfaction up directionally

**Q [Federal government]** Generally speaking, how satisfied are you with the performance of the FEDERAL government in Canada? Would you say you are...?  
**[Provincial governments]** Generally speaking, how satisfied are you with the performance of the PROVINCIAL government in [PROV]? Would you say you are...?  
 [asked of all respondents; n=2,500] **% who say they are "very/somewhat satisfied"**



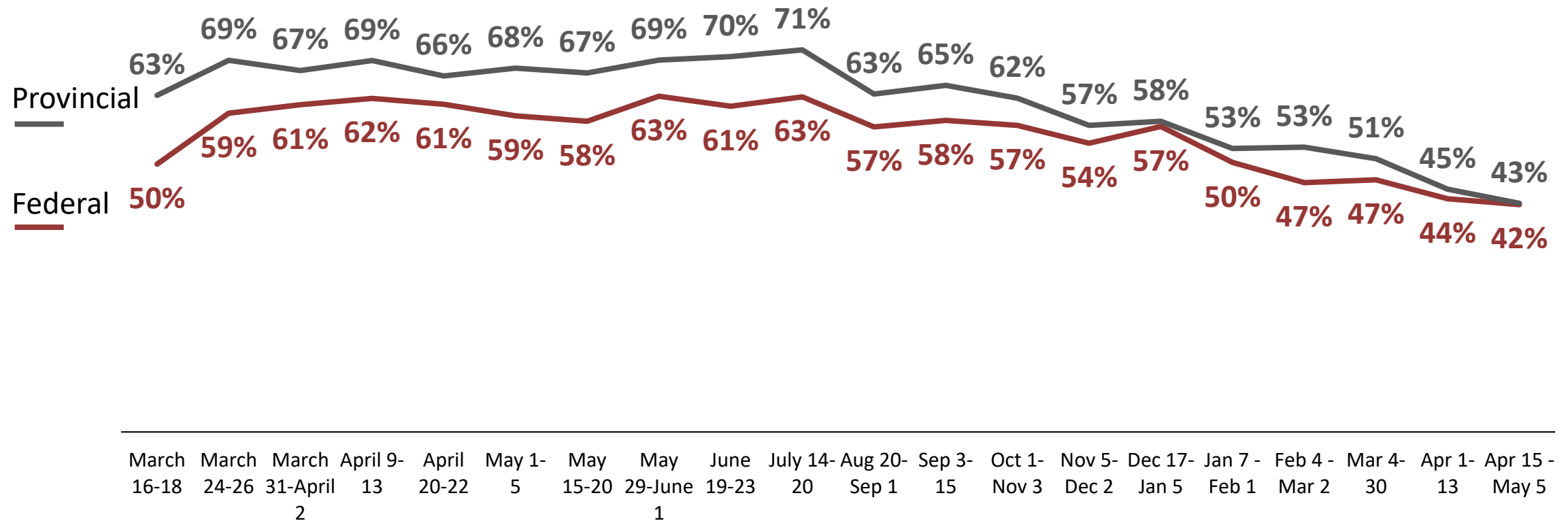
Dec-19 Jan-20 Feb-20 Mar-20 Apr-20 May-20 Jun-20 Jul-20 Aug-20 Sep-20 Oct-20 Nov-20 Dec-20 Jan-21 Feb-21 Mar-21 Apr-21 Apr-21



# COVID-19 Handling Tracking: Approval on handling COVID for both federal and provincial gov'ts continues trending downwards

% who approve of government's handling of the COVID-19 outbreak: Federal vs. Provincial

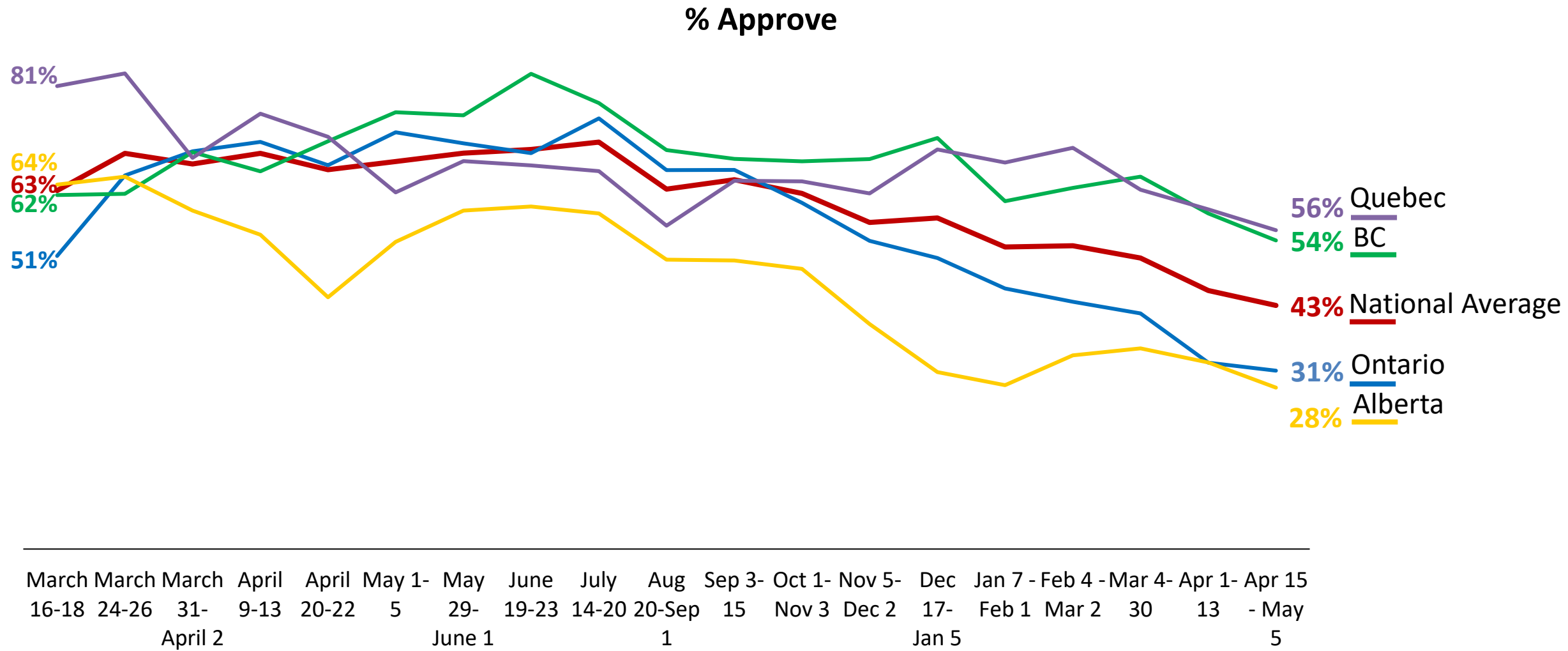
[asked of all respondents; n=2,500]



# COVID-19 Provincial Handling Tracking: Approval of the provincial gov'ts handling of COVID is down since early April for all four larger provinces



Do you approve or disapprove of the way the [PROV] Government has handled the outbreak of COVID-19?  
[asked of all respondents; n=2,500]



# Restrictions

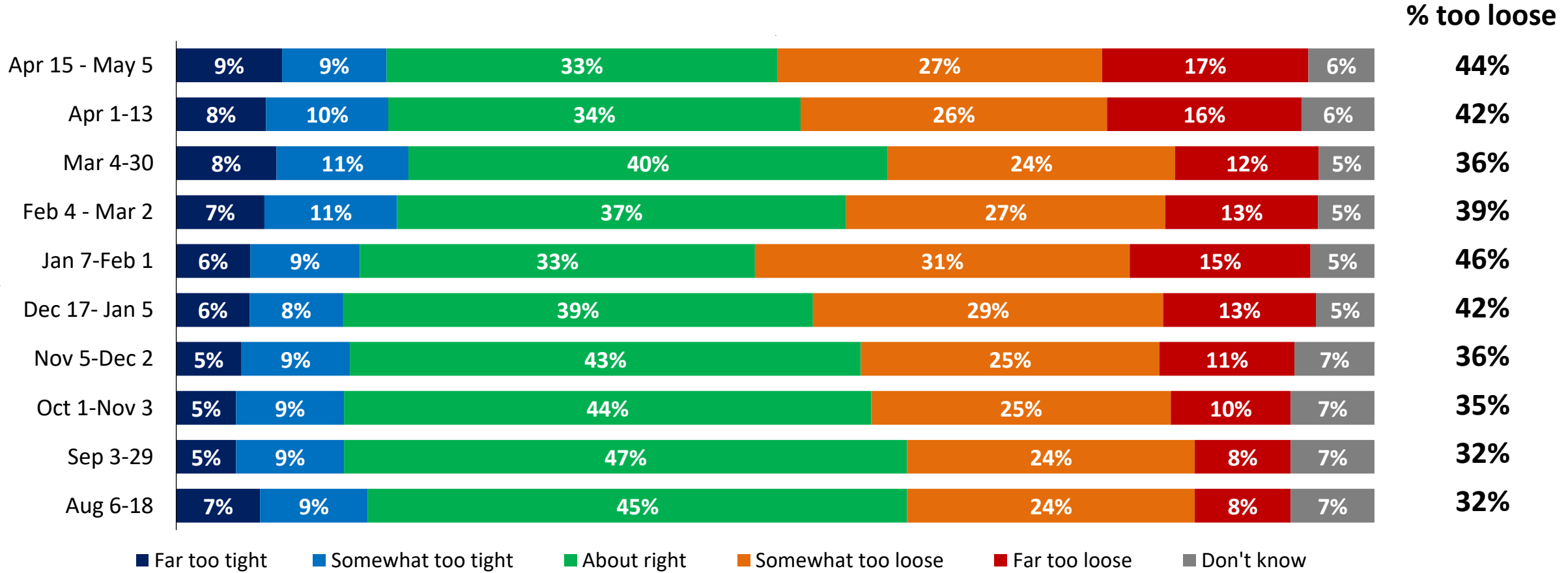
While in early April we saw an uptick in the share of Canadians who think the restrictions put in place by both the federal and provincial governments are 'too loose', we do not see this trend continue this wave across the board. But in BC, even in light of travel restrictions, those saying restrictions are 'too loose' is up to its highest point across our tracking at nearly half.

# Federal Restrictions: Close to half (44%) say federal restrictions are 'too loose'; directionally higher than early April (42%)



Now, thinking about the restrictions the federal government currently has in place to reduce social contacts and combat the spread of COVID-19, do you think the restrictions are too tight, too loose, or are they about right?

[asked of all respondents; n=2,500]



Note: Current data: April 2021

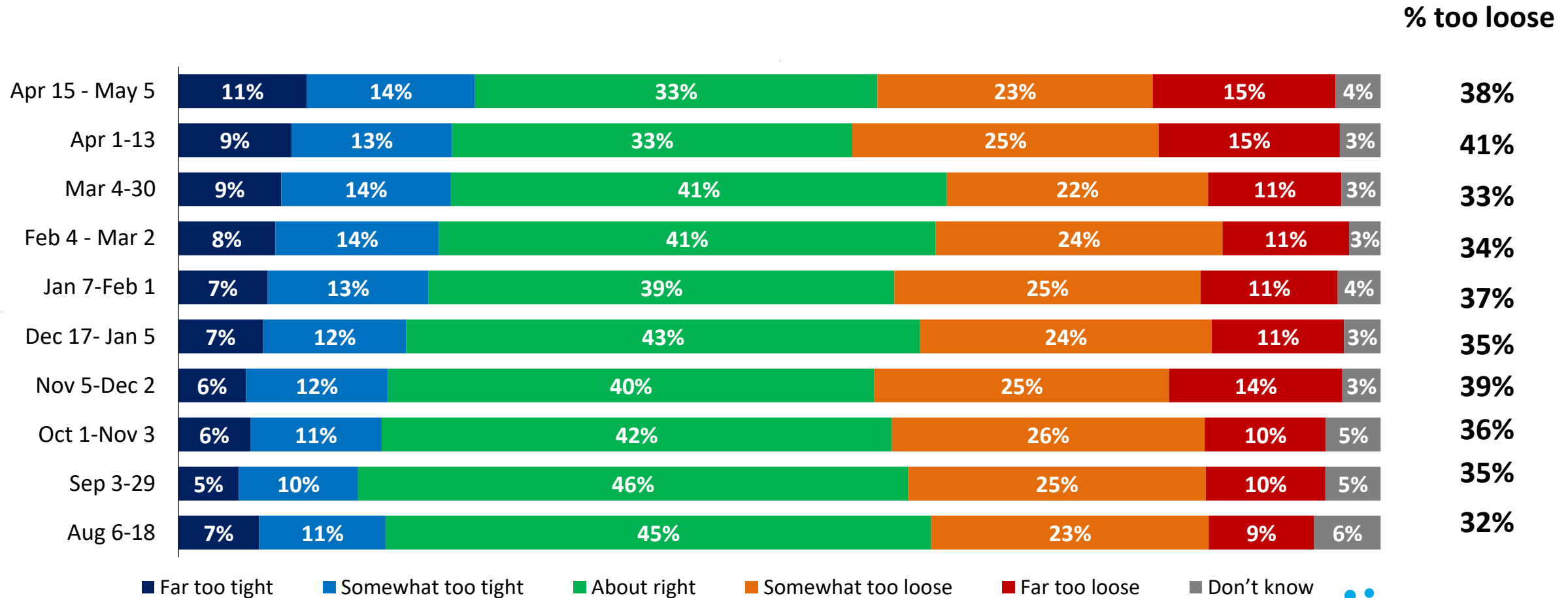


# Provincial Restrictions: 1-in-3 (33%) say provincial restrictions are 'about right' while 2-in-5 (38%) say they are 'too loose'



Now, thinking about the restrictions the provincial government in [PROV] currently has in place to reduce social contacts and combat the spread of COVID-19, do you think the restrictions are too tight, too loose, or are they about right?

[asked of all respondents; n=2,500]

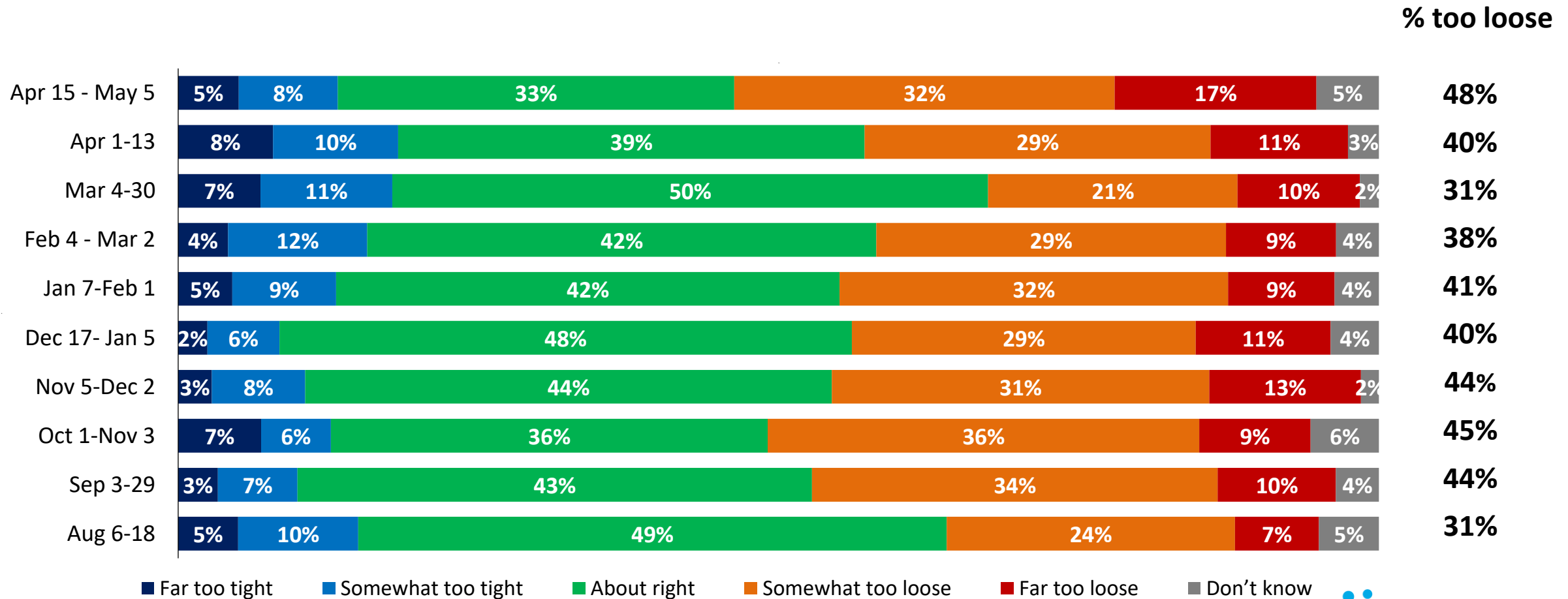


# Provincial Restrictions - BC: Even in light of travel restrictions, the share of BC'ers saying restrictions are 'too loose' is up 8 points to 48%



Now, thinking about the restrictions the provincial government in BC currently has in place to reduce social contacts and combat the spread of COVID-19, do you think the restrictions are too tight, too loose, or are they about right?

[asked of BC respondents; n=500]

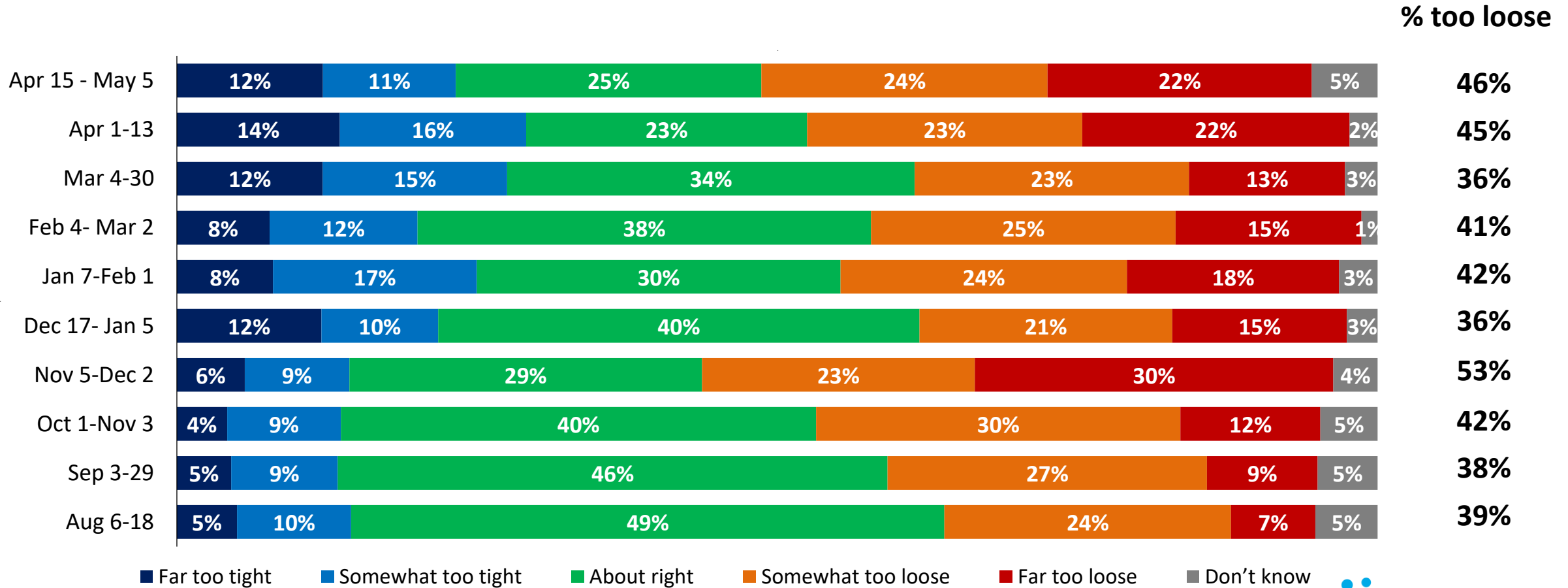


# Provincial Restrictions - Alberta: Albertans saying provincial restrictions<sup>11</sup> are 'too loose' (46%) is steady compared to early April



Now, thinking about the restrictions the provincial government in Alberta currently has in place to reduce social contacts and combat the spread of COVID-19, do you think the restrictions are too tight, too loose, or are they about right?

[asked of AB respondents; n=500]



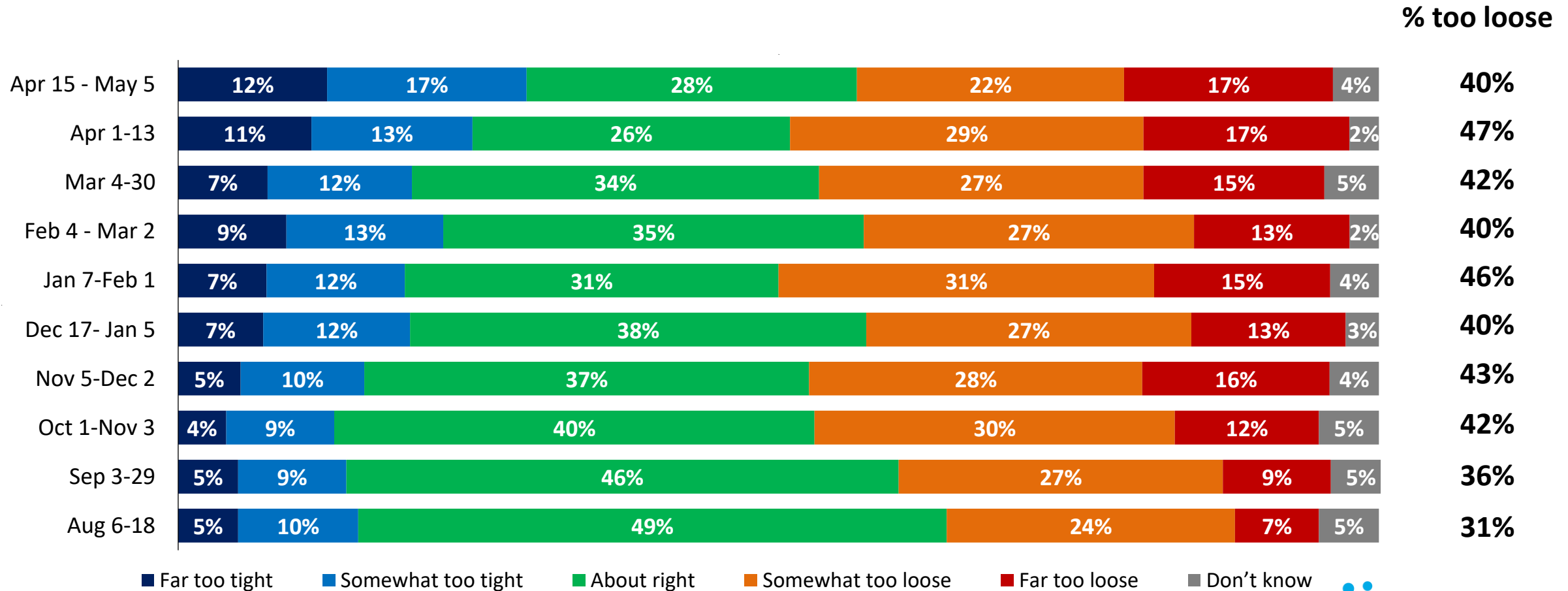
Note: Current data: April 2021

# Provincial Restrictions - Ontario: While those saying restrictions are 'too loose' is down 7 pts, those saying 'too tight' is up this wave to 29%



Now, thinking about the restrictions the provincial government in Ontario currently has in place to reduce social contacts and combat the spread of COVID-19, do you think the restrictions are too tight, too loose, or are they about right?

[asked of ON respondents; n=1,000]

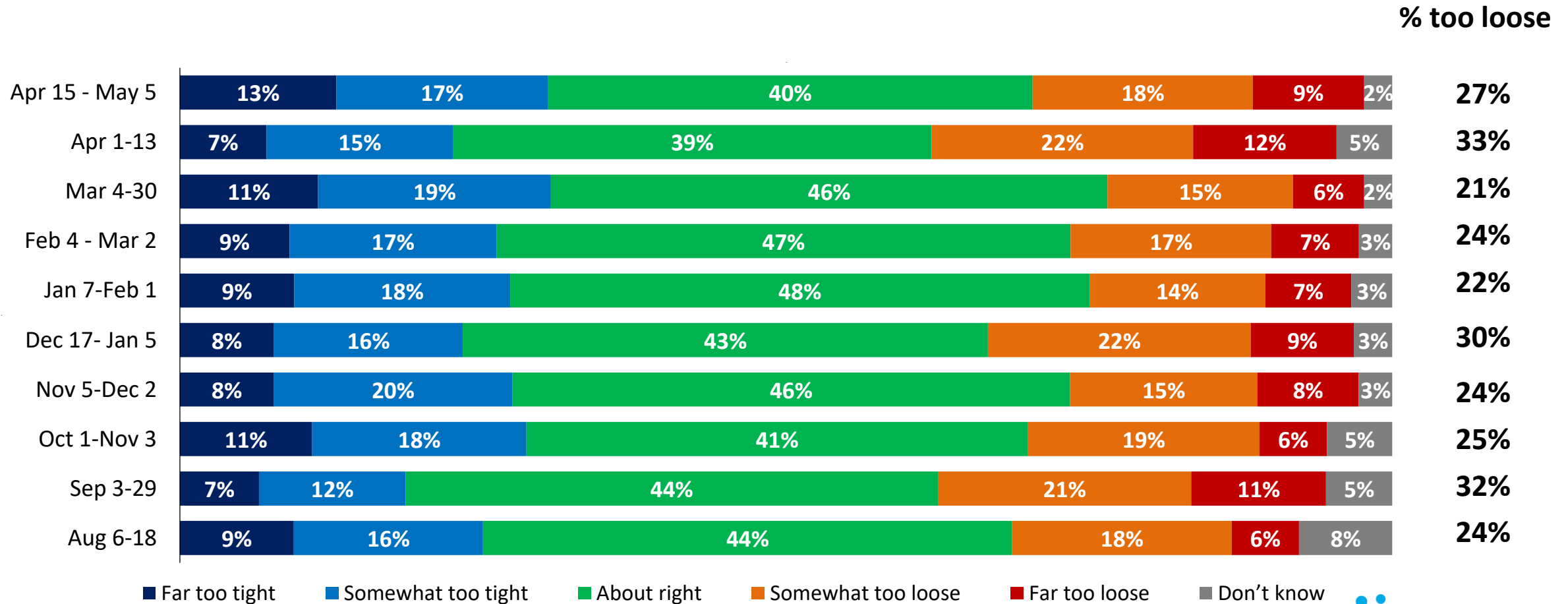


# Provincial Restrictions - Quebec: After an uptick in early April, those saying restrictions are 'too loose' is back down to 27%



Now, thinking about the restrictions the provincial government in Quebec currently has in place to reduce social contacts and combat the spread of COVID-19, do you think the restrictions are too tight, too loose, or are they about right?

[asked of QC respondents; n=573]



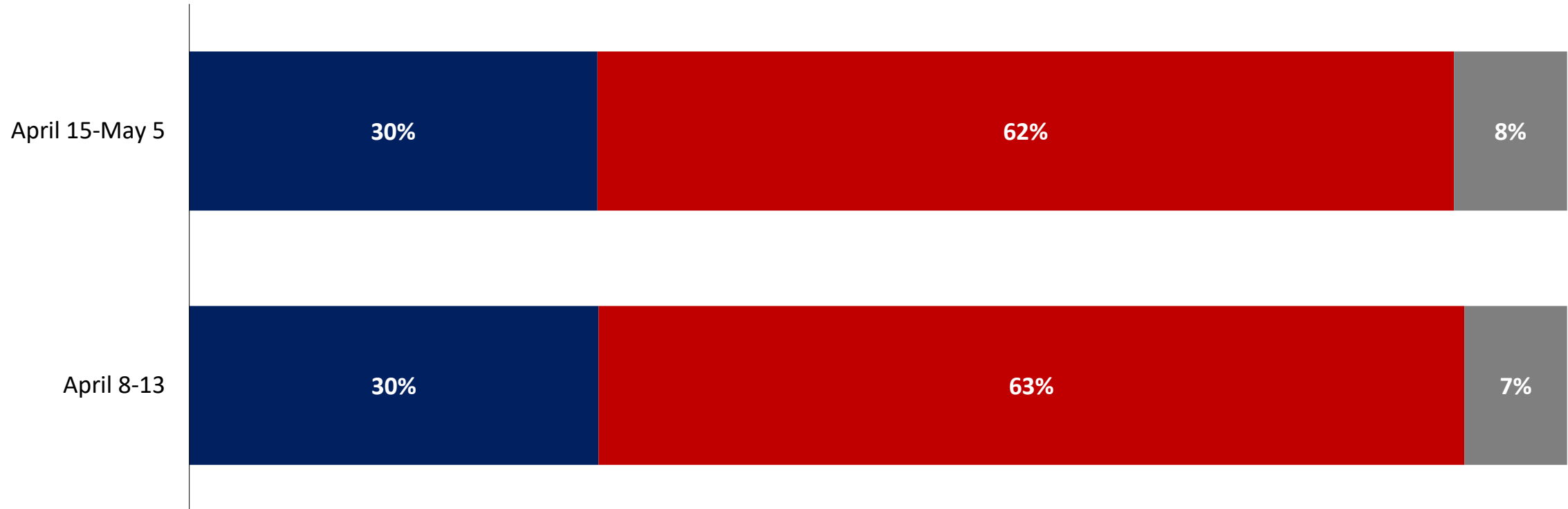
# Public Health and Travel Restrictions

More than 6-in-10 Canadians say governments should set strict rules on movement within provinces and enforcement them with fines and checkpoints.

# Public Health Restrictions: When it comes to travel restrictions, 3-in-5 (62%) say governments should set firm rules and enforce them



When it comes to public health restrictions such as limiting travel of residents within your province, which statement is closest to your own view?  
[asked of all respondents; n=2,500]



■ Governments should give the public clear direction but leave it to individuals to make the best choice for themselves.

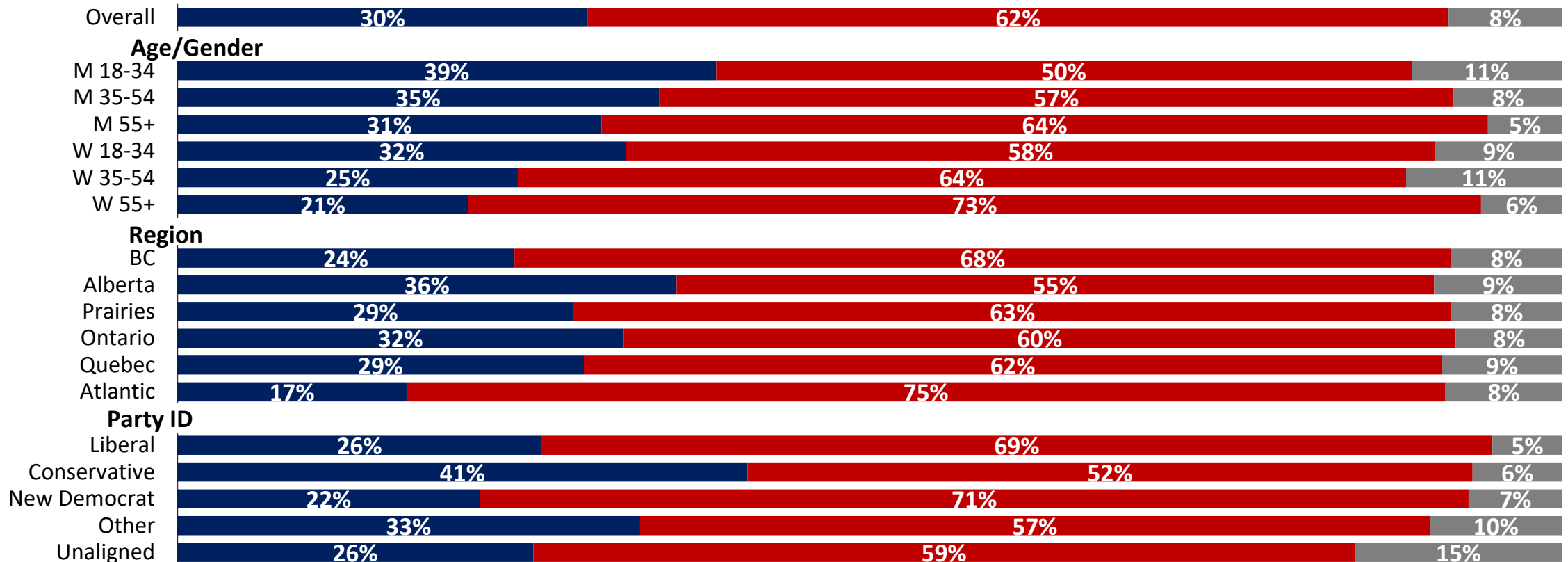
■ Governments should set firm rules and enforce them through checkpoints and fines

■ Don't know

# Public Health Restrictions: NDP partisans and those from Atlantic Canada are most likely to say gov't should set firm rules and enforce them



When it comes to public health restrictions such as limiting travel of residents within your province, which statement is closest to your own view?  
[asked of all respondents; n=2,500]



- Governments should give the public clear direction but leave it to individuals to make the best choice for themselves.
- Governments should set firm rules and enforce them through checkpoints and fines
- Don't know



# Methodology

The background of the slide is a solid dark blue color. It features several faint, light blue circles of varying sizes scattered across the surface, creating a subtle pattern.

# Survey Methodology

**These are the results of an online survey conducted between April 15<sup>th</sup> and May 5<sup>th</sup>, 2021.**

**Method:** This online survey was conducted using INNOVATIVE's Canada 20/20 national research panel with additional respondents from Dynata, a leading provider of online sample. Each survey is administered to a series of randomly selected samples from the panel and weighted to ensure that the overall sample's composition reflects that of the actual Canadian population according to Census data to provide results that are intended to approximate a probability sample.

**Sample Size:** n=4,150 Canadian citizens, 18 years or older. The results are nationally weighted to n=2,500 based on Census data from Statistics Canada.

**Field Dates:** April 15<sup>th</sup>, 2021 to May 5<sup>th</sup>, 2021

**Weighting:** Results for Canada are weighted by age, gender, and region to ensure that the overall sample's composition reflects that of the actual population according to Census data; in order to provide results that are intended to approximate a probability sample. Weighted and unweighted frequencies are reported in the table.

**Margin of Error:** This is a representative sample. However, since the online survey was not a random probability based sample, a margin of error cannot be calculated. Statements about margins of sampling error or population estimates do not apply to most online panels.

**Note:** Graphs may not always total 100% due to rounding values rather than any error in data. Sums are added before rounding numbers.

	Unweighted (n)	Unweighted (%)	Weighted (n)	Weighted (%)
<b>Men 18-34</b>	452	10.9%	339	13.6%
<b>Men 35-54</b>	570	13.8%	417	16.7%
<b>Men 55+</b>	865	20.9%	455	18.2%
<b>Women 18-34</b>	614	14.8%	341	13.7%
<b>Women 35-54</b>	691	16.7%	435	17.5%
<b>Women 55+</b>	946	22.9%	506	20.3%
<b>Region</b>				
<b>BC</b>	650	15.7%	339	13.6%
<b>AB</b>	636	15.3%	284	11.4%
<b>Prairies</b>	182	4.4%	165	6.6%
<b>ON</b>	1906	45.9%	970	38.8%
<b>QC</b>	593	14.3%	573	22.9%
<b>Atlantic</b>	183	4.4%	169	6.8%

For more information, please contact:

**Greg Lyle**

President

(t) 416-642-6429

(e) [glyle@innovativeresearch.ca](mailto:glyle@innovativeresearch.ca)

**Building Understanding.**

