



Carbon Tax

Public Opinion Research
Release Date: April 16, 2021
Field Dates: April 1, 2021, to April 13, 2021

Carbon Tax Changes

INNOVATIVE has been tracking attitudes towards the carbon tax since the Trudeau government introduced it in 2016.

Today, INNOVATIVE is releasing the results from our April 2021 *Canada This Month* survey. This online survey was in field from April 1st to April 13th with a weighted sample size of 1,500 Canadian residents. Detailed methodology is provided in the appendix.

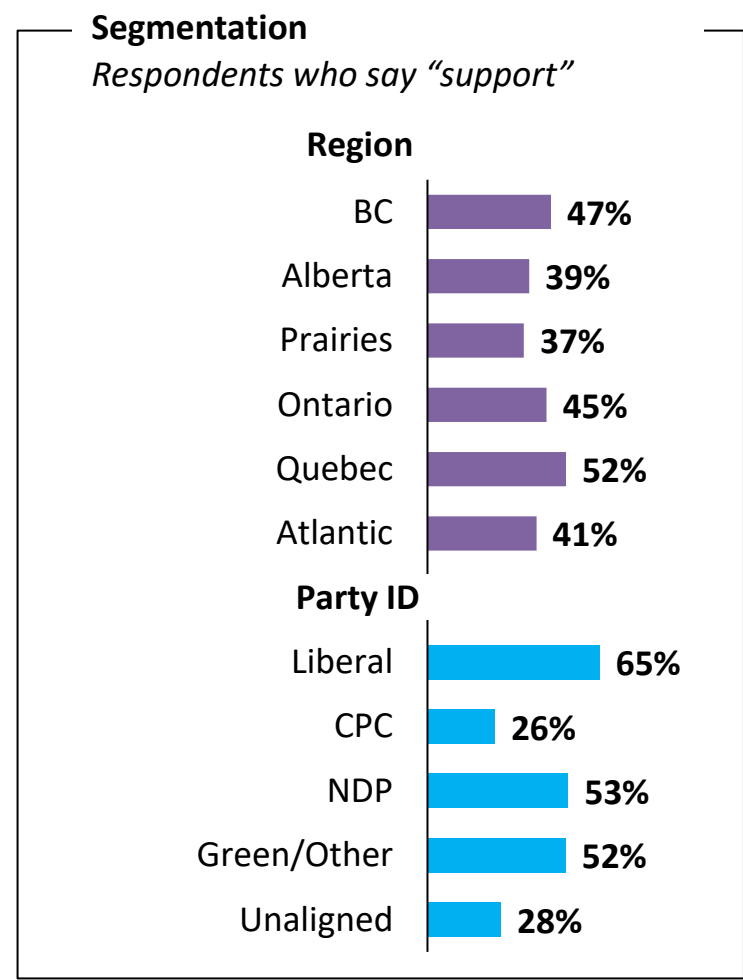
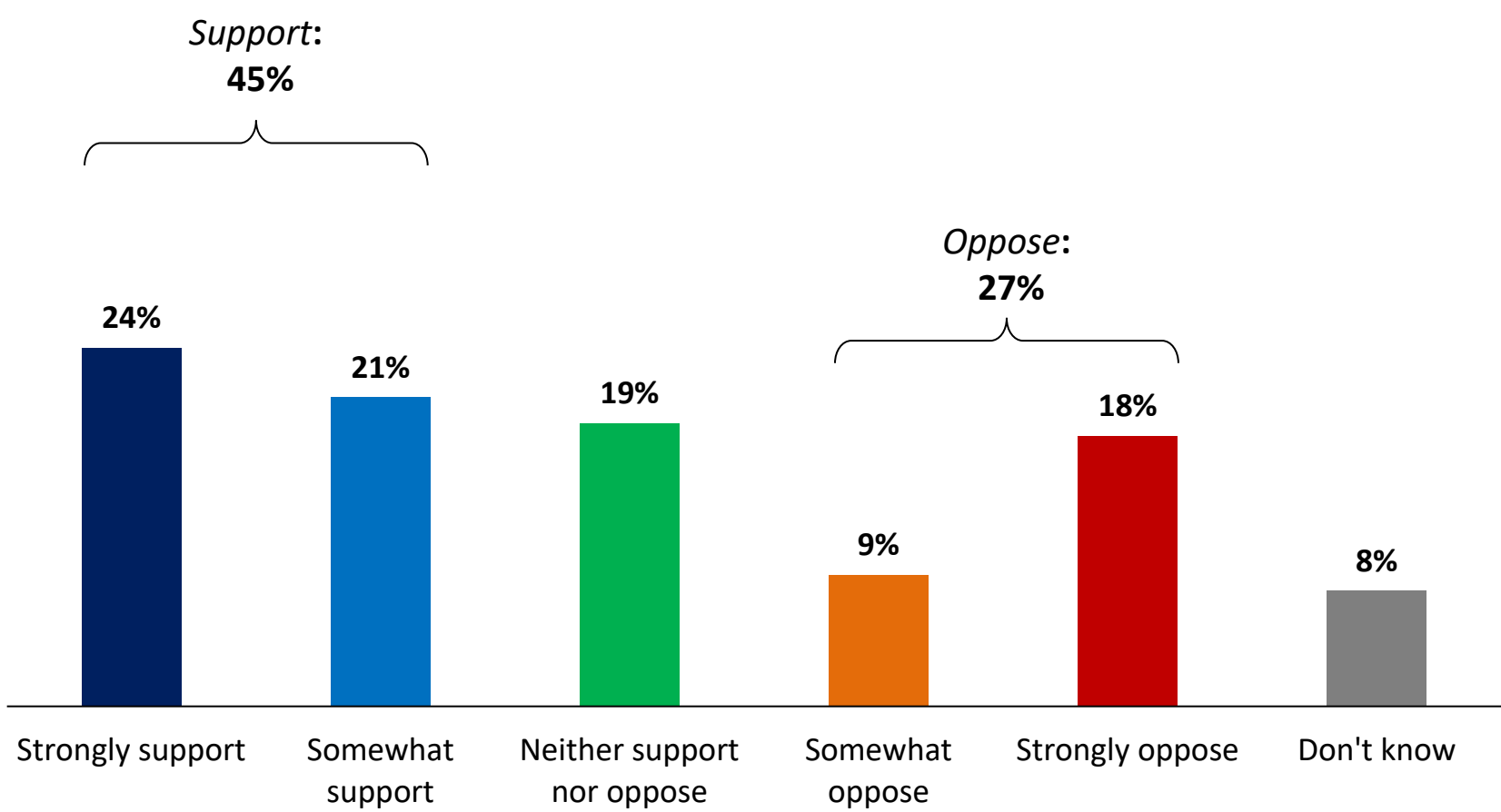
This report covers Canadians' awareness of and support for the new carbon tax increase announced by the Trudeau government in late 2020 as well as the Supreme Court of Canada ruling to uphold the federal carbon tax.

General Support for Carbon Tax: Nearly half (45%) support a carbon tax, with support highest among Liberal, NDP, and Green partisans

Q Do you support or oppose the federal government implementing the following policy?

Establish a national minimum price for carbon and, in provinces that fail to meet that national minimum price, the federal government will introduce a carbon tax in that province where the money raised by that tax is returned to that provincial government.

[asked of all respondents; n=1,500]



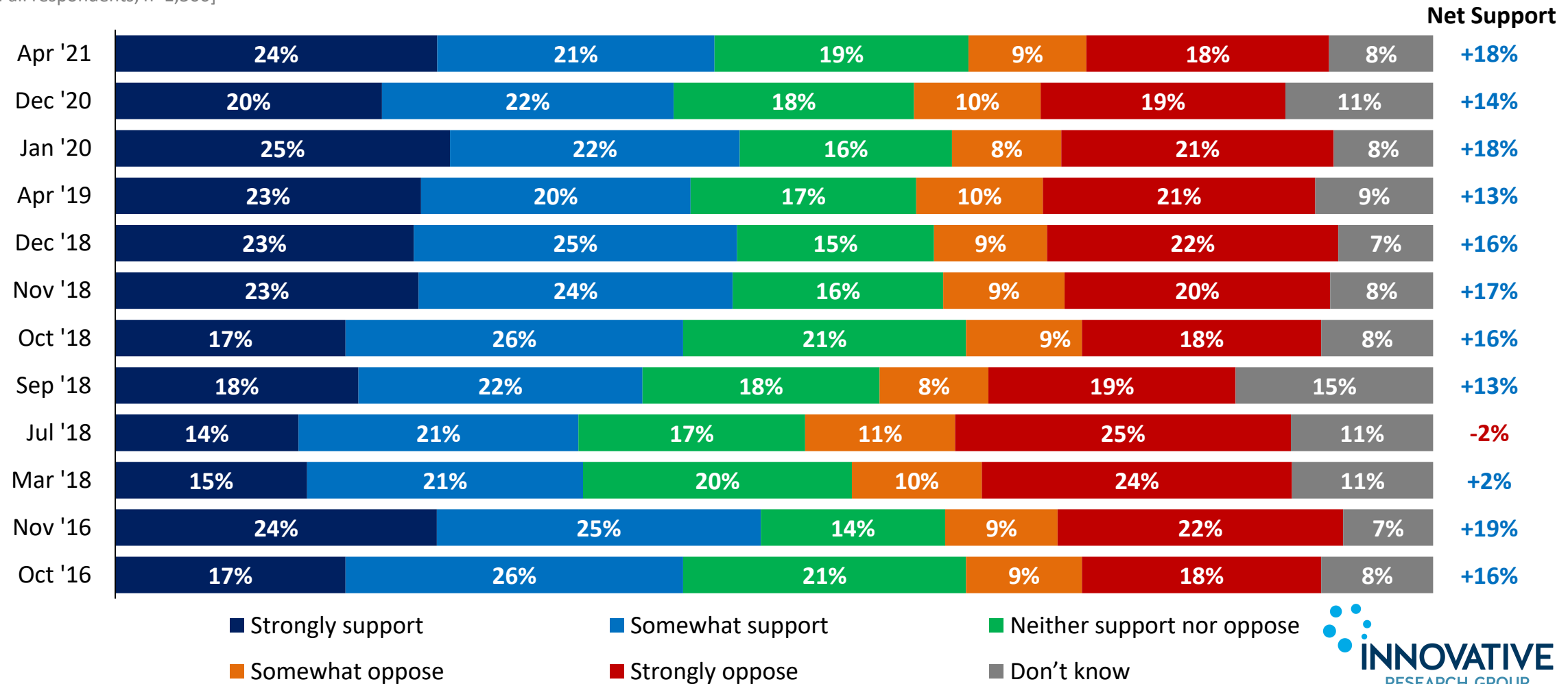
Tracking General Support for Carbon Tax: Net support for the carbon tax has increased four points since December 2020



Do you support or oppose the federal government implementing the following policy?

Establish a national minimum price for carbon and, in provinces that fail to meet that national minimum price, the federal government will introduce a carbon tax in that province where the money raised by that tax is returned to that provincial government.

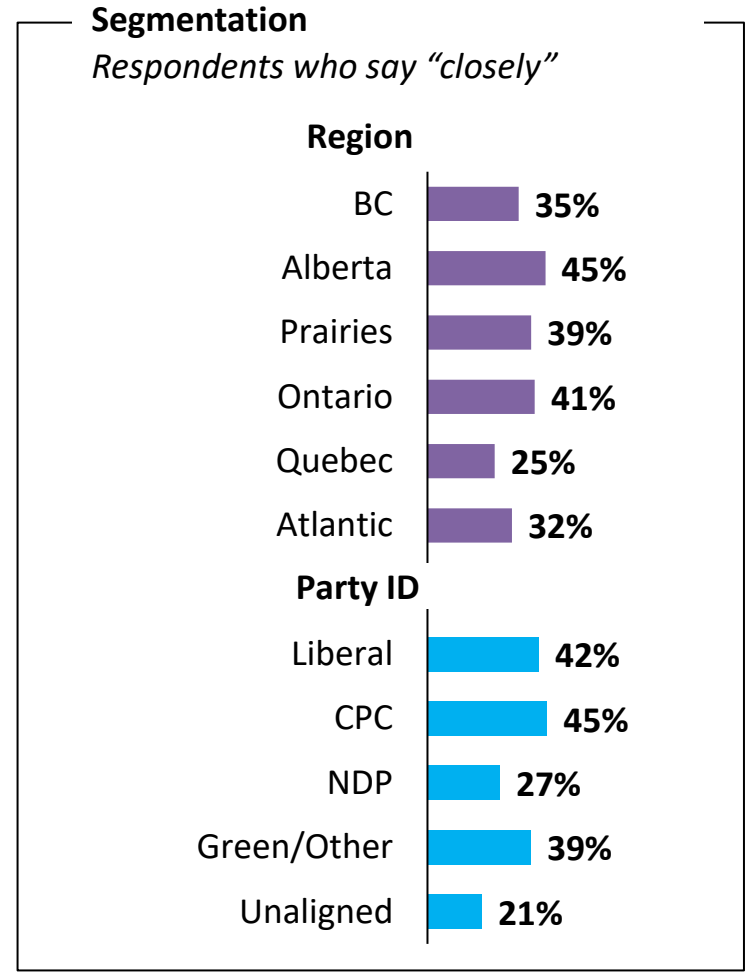
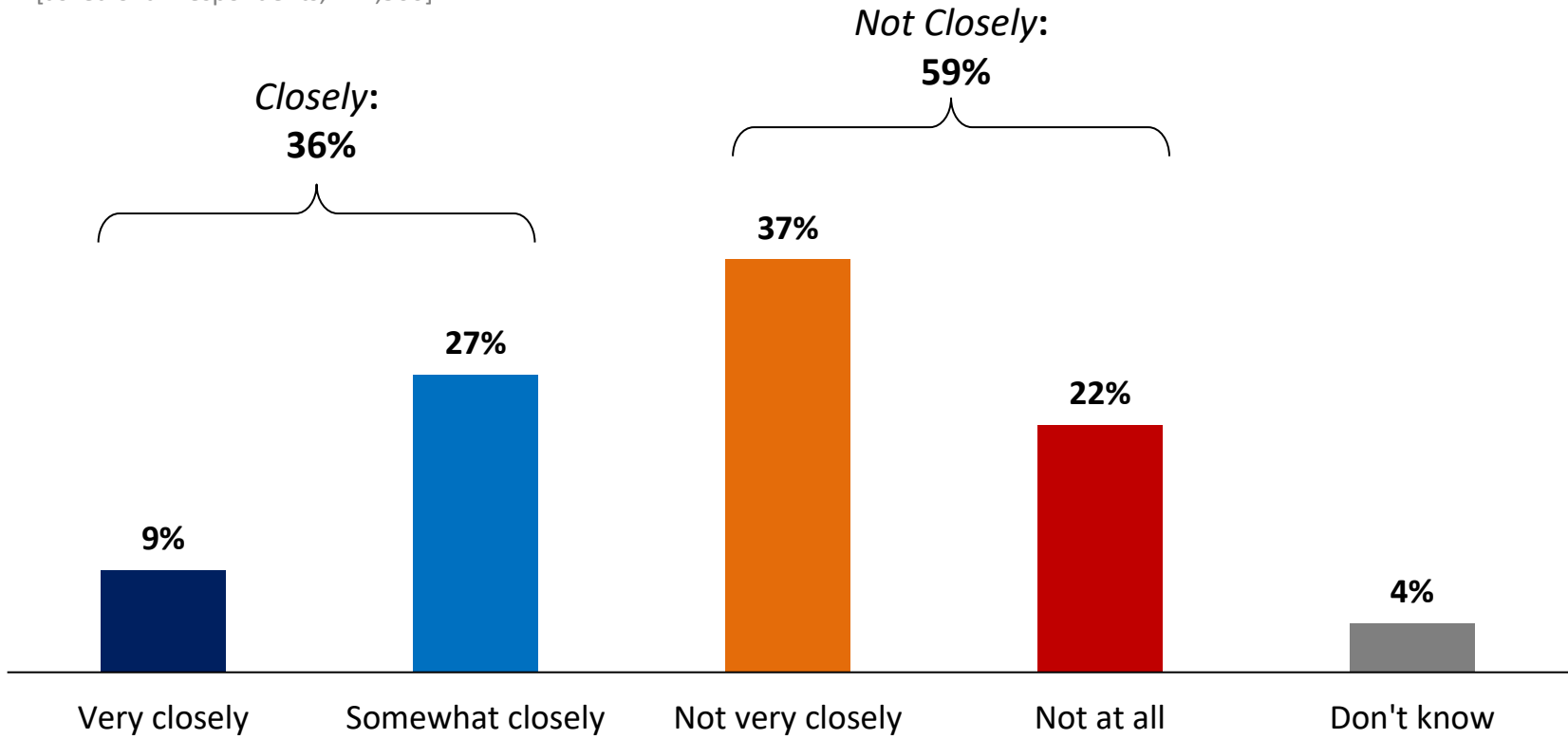
[asked of all respondents; n=1,500]



Following Carbon Tax Announcements: Over 1-in-3 (36%) are following the carbon tax issue closely, including nearly half (45%) of Albertans

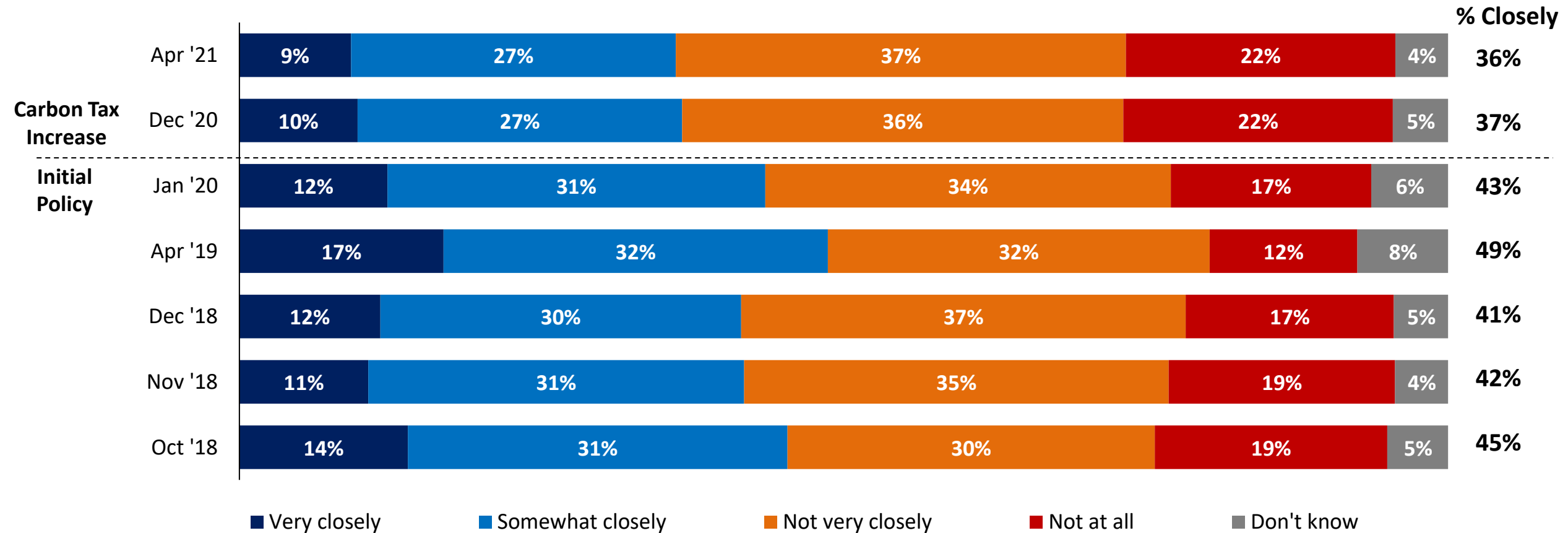
Q In December 2020, the federal government announced a new plan to address climate change entitled “A Healthy Environment and a Healthy Economy”. A key part of that will be to raise the carbon tax from \$30 a tonne to \$170 a tonne by 2030. The federal government will use 90 percent of those revenues to provide a rebate to consumers in those provinces. The remaining 10% will be used to provide support for schools, hospitals, small and medium-sized businesses, colleges and universities, municipalities, not-for-profit organizations and Indigenous communities.

How closely have you been following the news about this announcement?
[asked of all respondents; n=1,500]



Following Carbon Tax Announcements: The share following closely continues to be lower than before the updated policy was announced

Q How closely have you been following the news about this announcement?
[asked of all respondents; n=1,500]

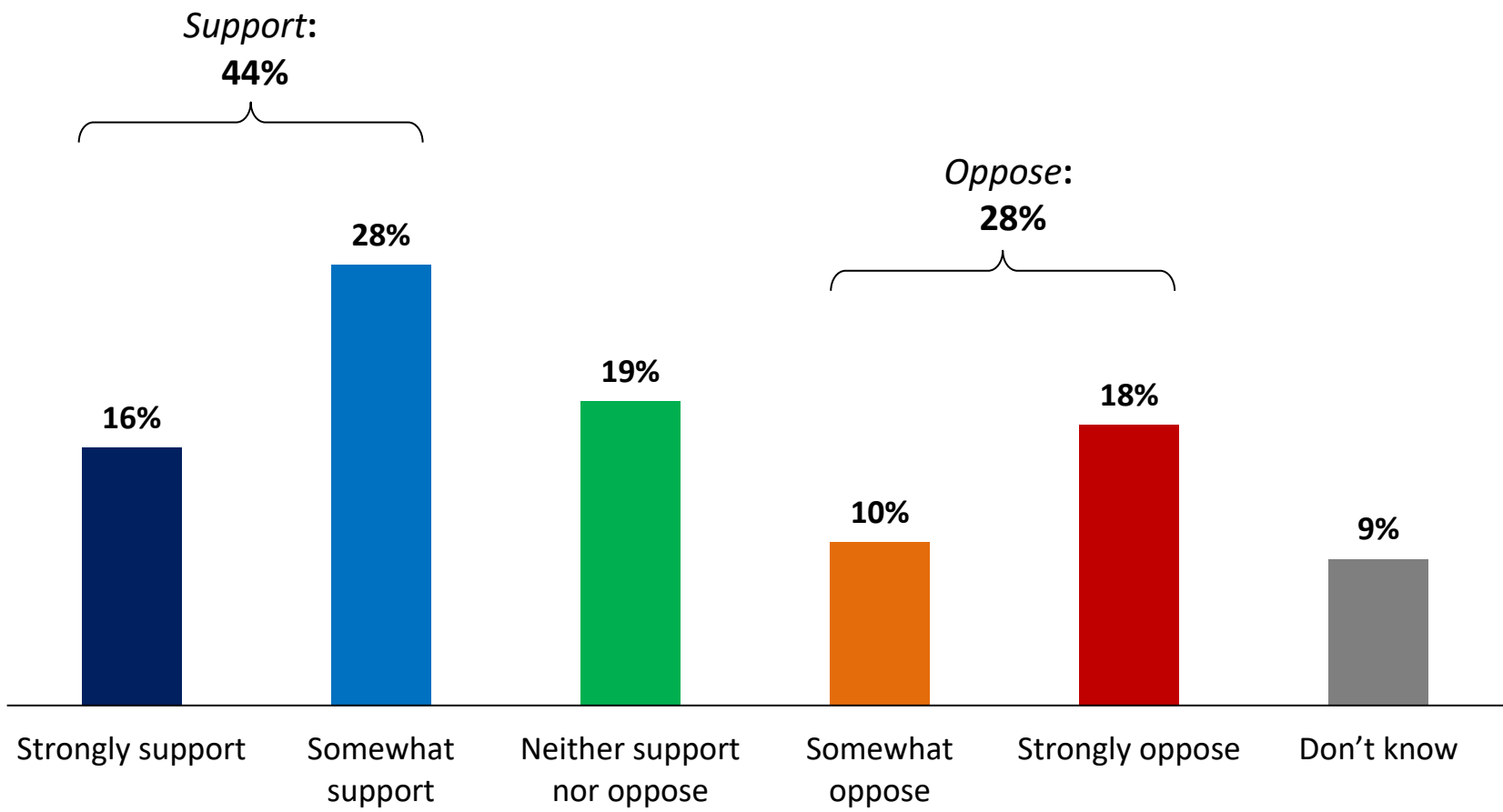


Policy Support: A plurality (44%) support the policy, but 3-in-10 (28%) oppose it with 18% saying 'strongly oppose'



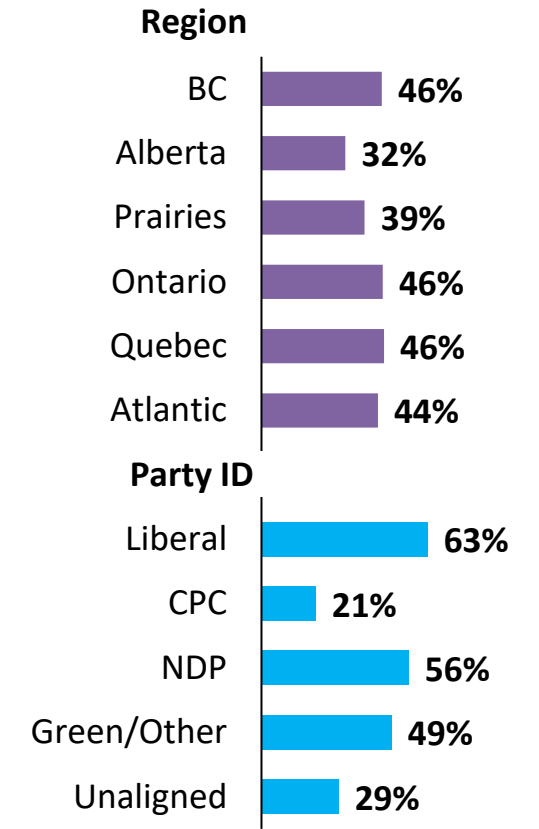
Now that you know the details of the federal government's carbon price policy, do you support or oppose that policy?

[asked of all respondents; n=1,500]



Segmentation

Respondents who say "support"

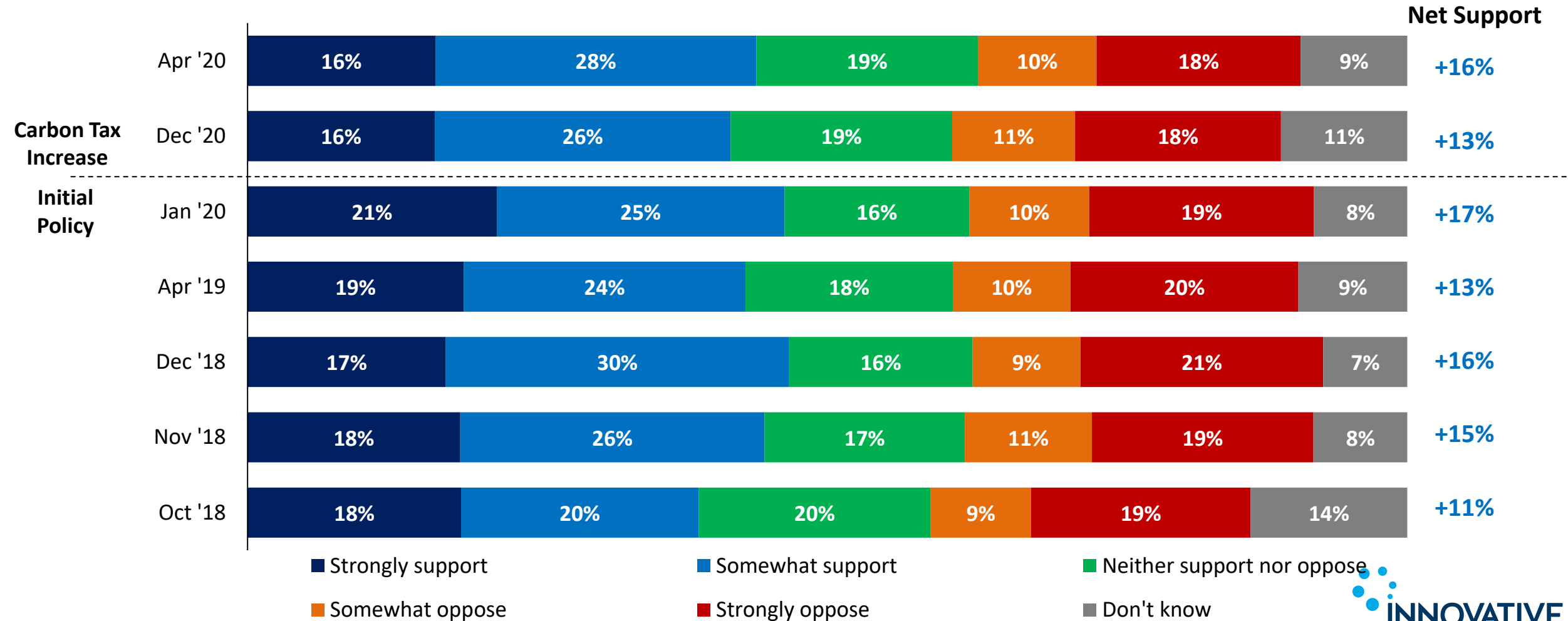


Tracking Policy Support: Support for the carbon price policy is up two points directionally since December 2020 to 44%



Now that you know the details of the federal government's carbon price policy, do you support or oppose that policy?

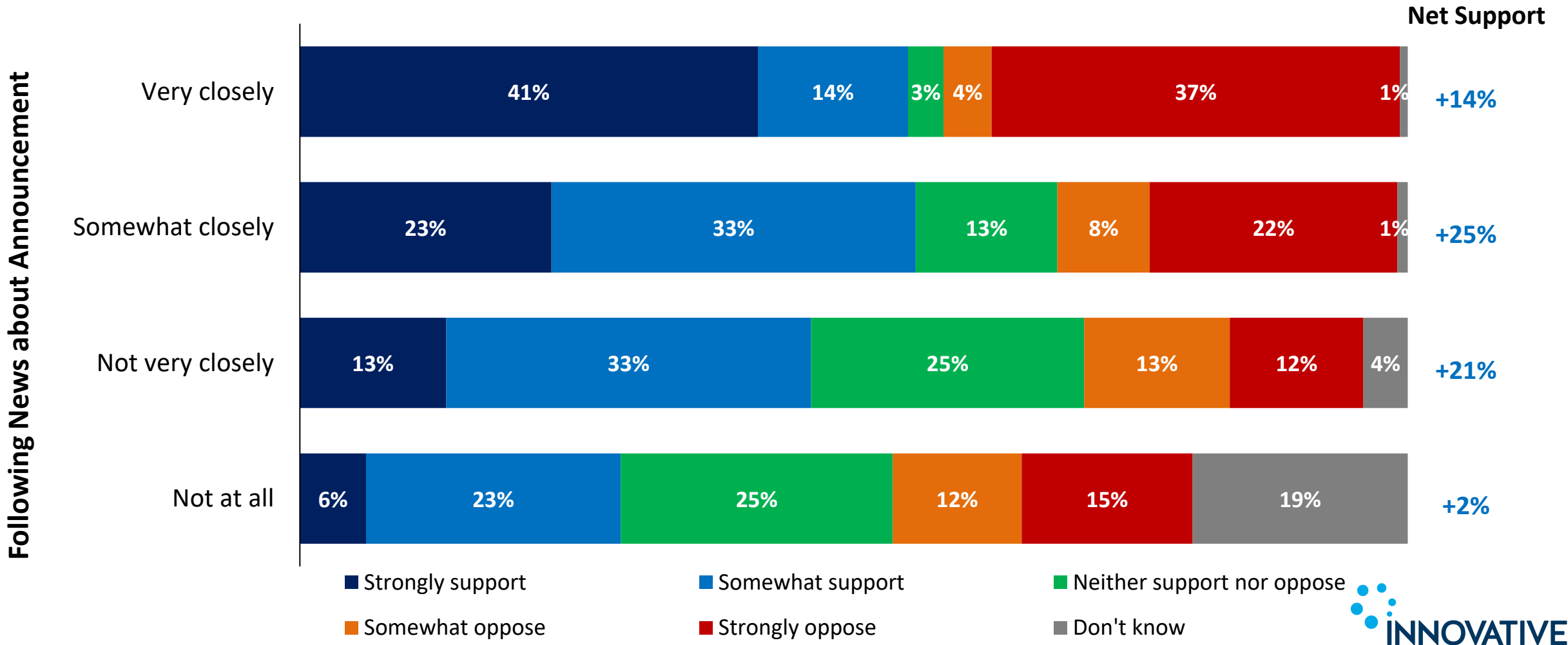
[asked of all respondents; n=1,500]



Policy Support by Carbon Tax Awareness: Those who follow the carbon tax policy most closely are the most divided on the issue



Now you know the details of the federal government’s carbon price policy, do you support or oppose that policy? **BY** Following news about carbon tax announcements
[asked of all respondents; n=1,500]

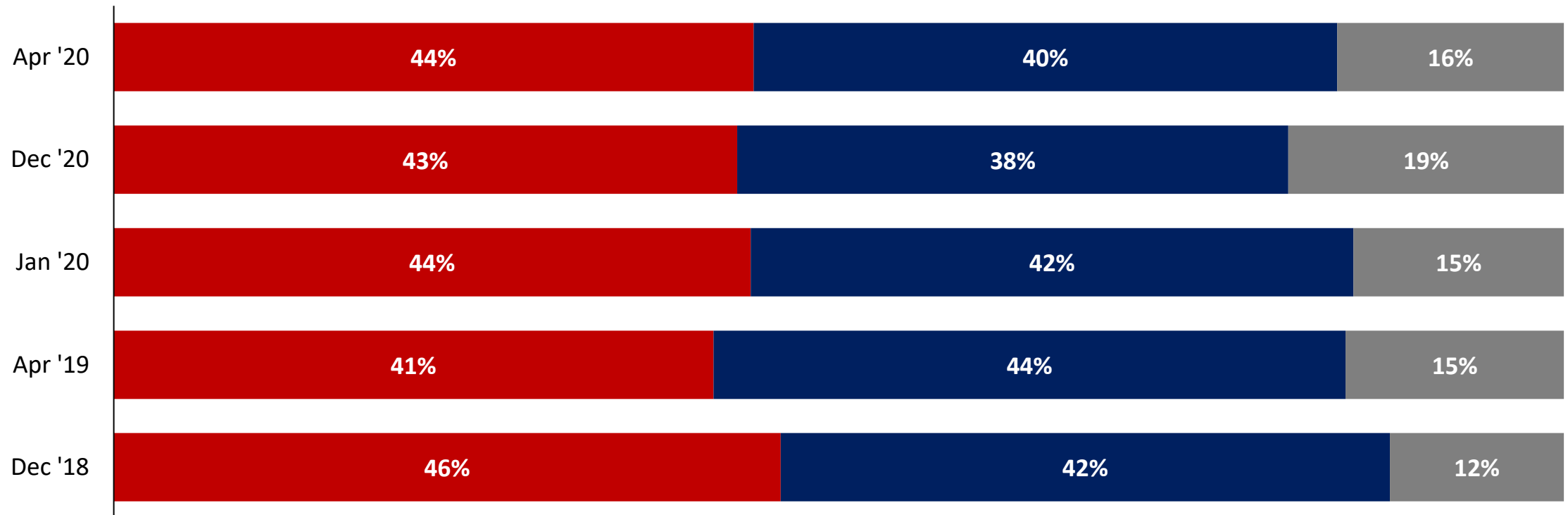


Note: 'Don't know' on following news about announcement not shown

Perception of Carbon Pricing Policy: Respondents divided on whether carbon pricing 'lowers consumption' (44%) or 'does nothing' (40%)



Based on what you know about the federal government's carbon pricing policy, which of the following statements is closest to your point of view?
[asked of all respondents; n=1,500]



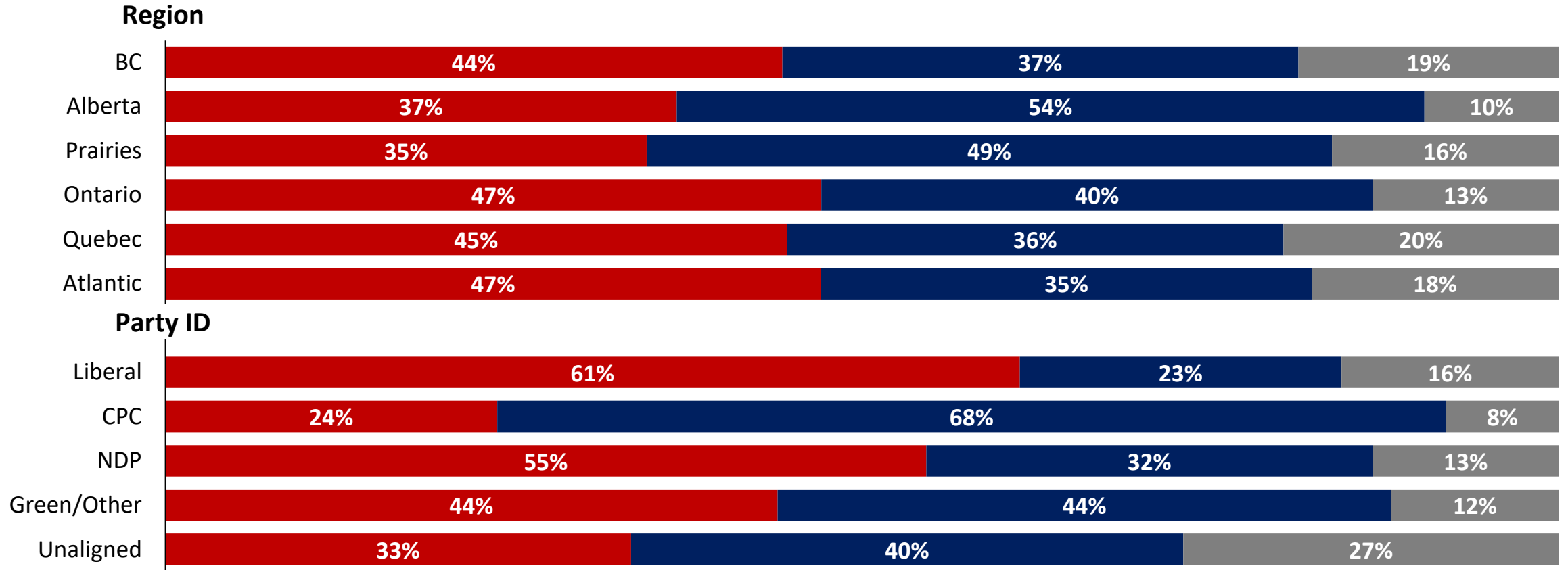
- Putting a price on pollution is one of the best ways to lower carbon consumption and to fight climate change in this country
- The carbon pricing policy is just another tax grab that hinders the economic development of the country and does nothing for the environment
- Don't know

Perception of Carbon Pricing Policy: Liberal and NDP partisans are most likely to say carbon pricing is one of the best ways to lower consumption



Based on what you know about the federal government's carbon pricing policy, which of the following statements is closest to your point of view?

BY Region and Party ID
[asked of all respondents; n=1,500]



- Putting a price on pollution is one of the best ways to lower carbon consumption and to fight climate change in this country
- The carbon pricing policy is just another tax grab that hinders the economic development of the country and does nothing for the environment
- Don't know

Perception of Carbon Pricing Policy: 4-in-5 (80%) populist conservatives say the carbon pricing policy is a just another tax grab

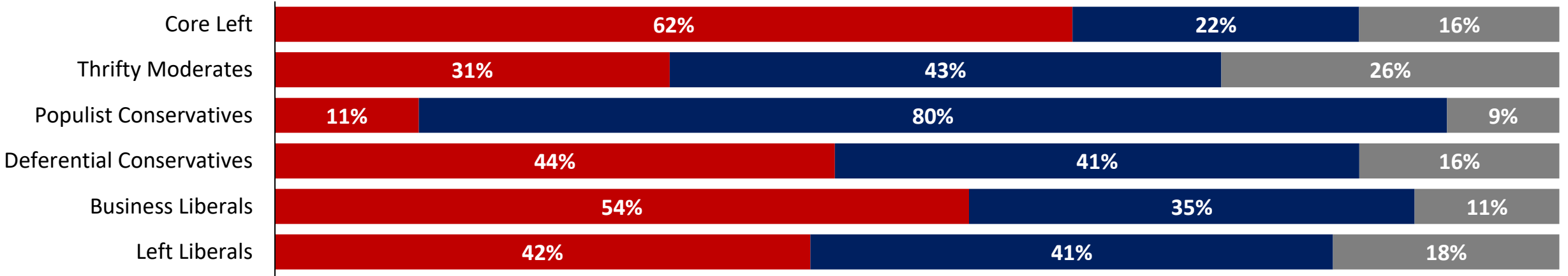


Based on what you know about the federal government's carbon pricing policy, which of the following statements is closest to your point of view?


BY Political value clusters and the economic gap segmentation

[asked of all respondents; n=1,500]

Value Clusters



Economic Gap



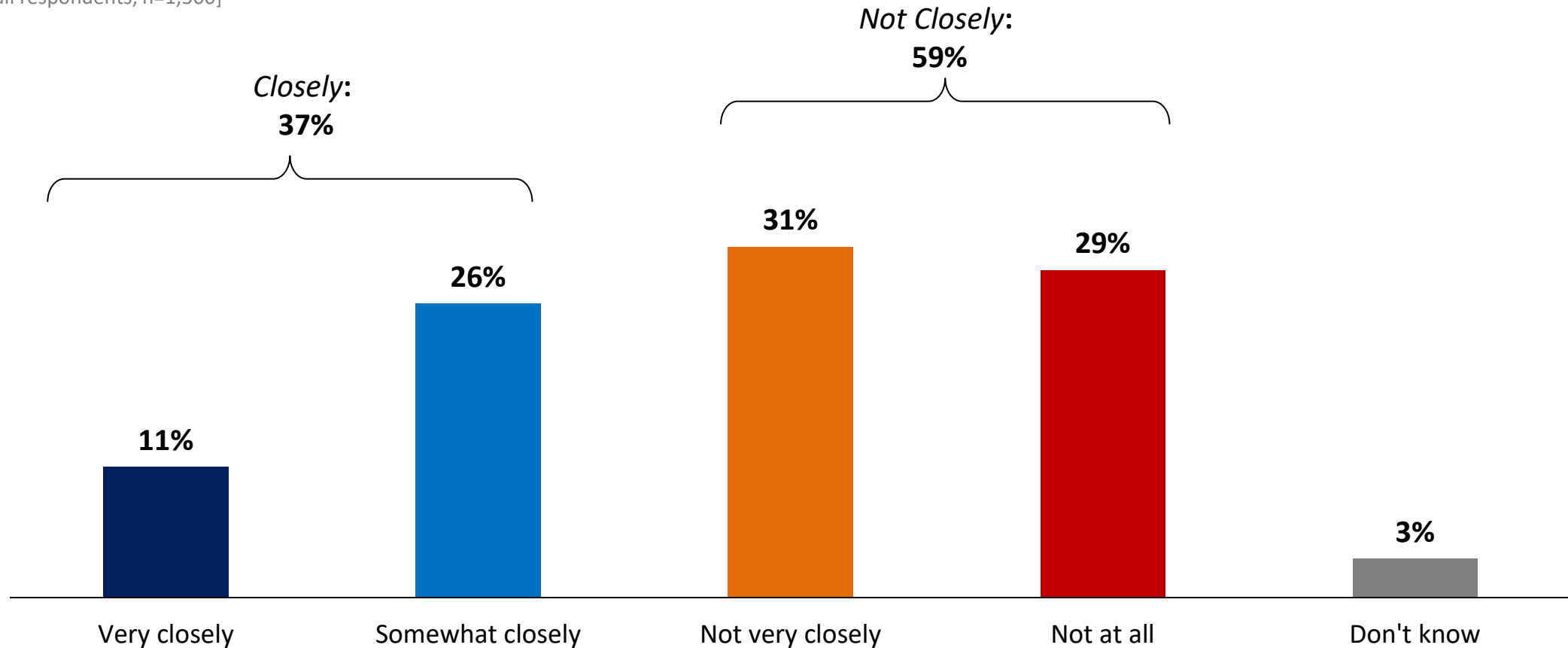
- Putting a price on pollution is one of the best ways to lower carbon consumption and to fight climate change in this country
- The carbon pricing policy is just another tax grab that hinders the economic development of the country and does nothing for the environment
- Don't know

Following Supreme Court Ruling: Nearly 4-in-10 (37%) say they've been following the ruling closely while 59% say 'not closely'



On March 25th, the Supreme Court of Canada ruled the federal carbon tax constitutional in a 6-3 decision, ending a legal challenge by Alberta, Ontario, and Saskatchewan to have the federal carbon tax overturned. How closely have you been following news about the Supreme Court ruling on the carbon tax?

[asked of all respondents; n=1,500]

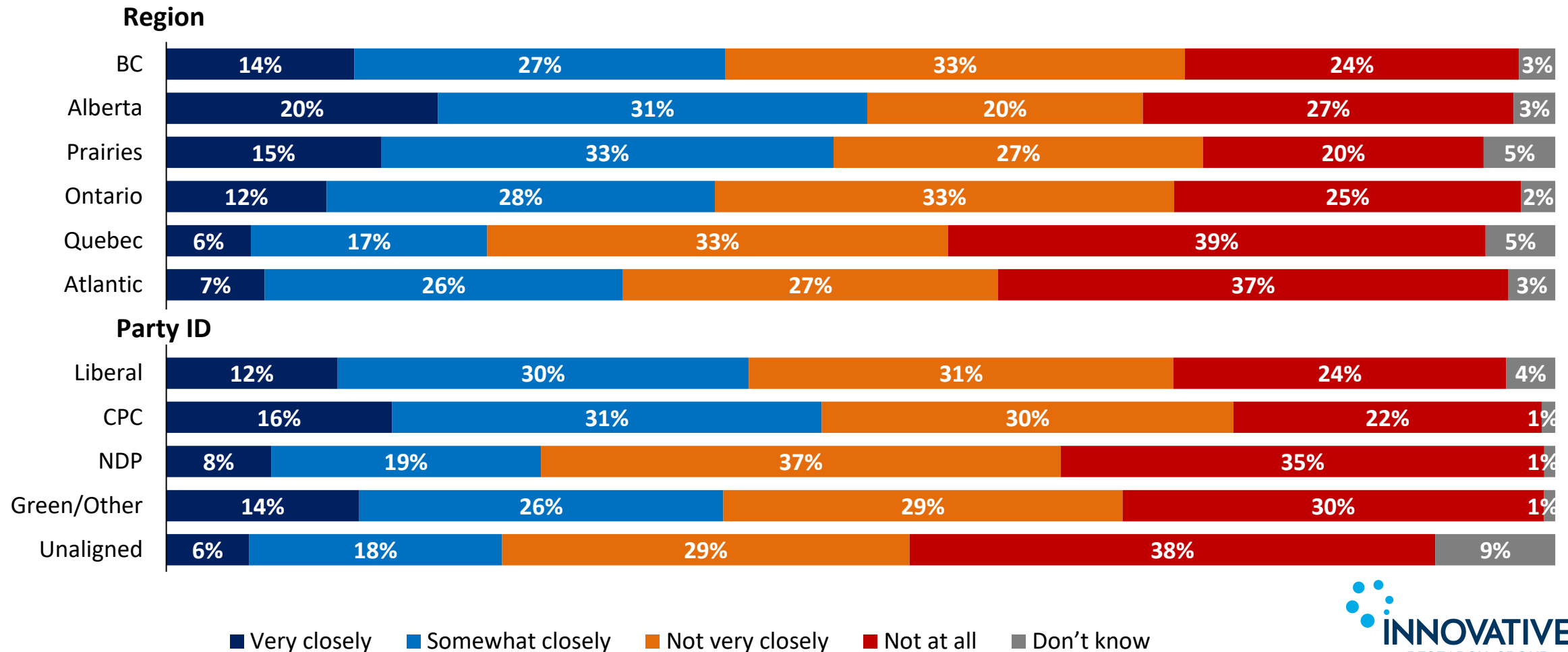


Following Supreme Court Ruling: Those from Alberta and the Prairies and CPC partisans are the most likely to be following the ruling closely



On March 25th, the Supreme Court of Canada ruled the federal carbon tax constitutional in a 6-3 decision, ending a legal challenge by Alberta, Ontario, and Saskatchewan to have the federal carbon tax overturned. How closely have you been following news about the Supreme Court ruling on the carbon tax? BY region and party ID

[asked of all respondents; n=1,500]



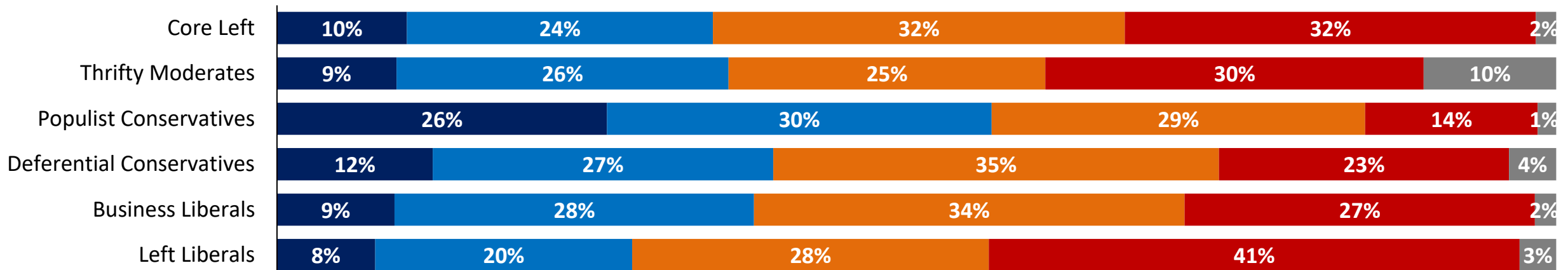
Following Supreme Court Ruling: A majority (56%) of populist conservatives report following the ruling closely



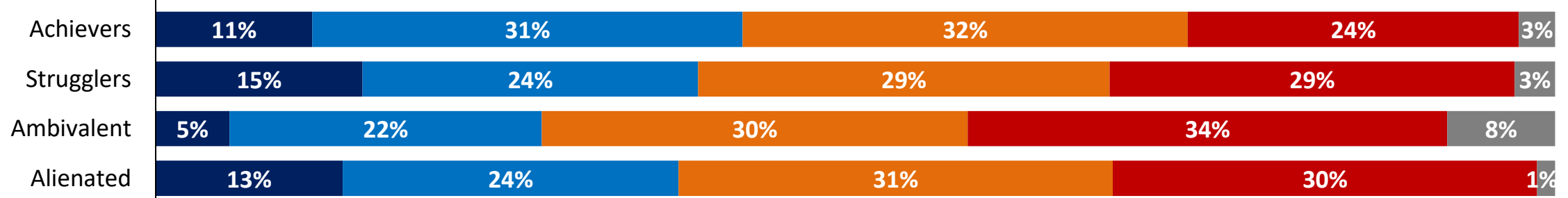
On March 25th, the Supreme Court of Canada ruled the federal carbon tax constitutional in a 6-3 decision, ending a legal challenge by Alberta, Ontario, and Saskatchewan to have the federal carbon tax overturned. How closely have you been following news about the Supreme Court ruling on the carbon tax? BY Political value clusters and the economic gap segmentation

[asked of all respondents; n=1,500]

Value Clusters



Economic Gap



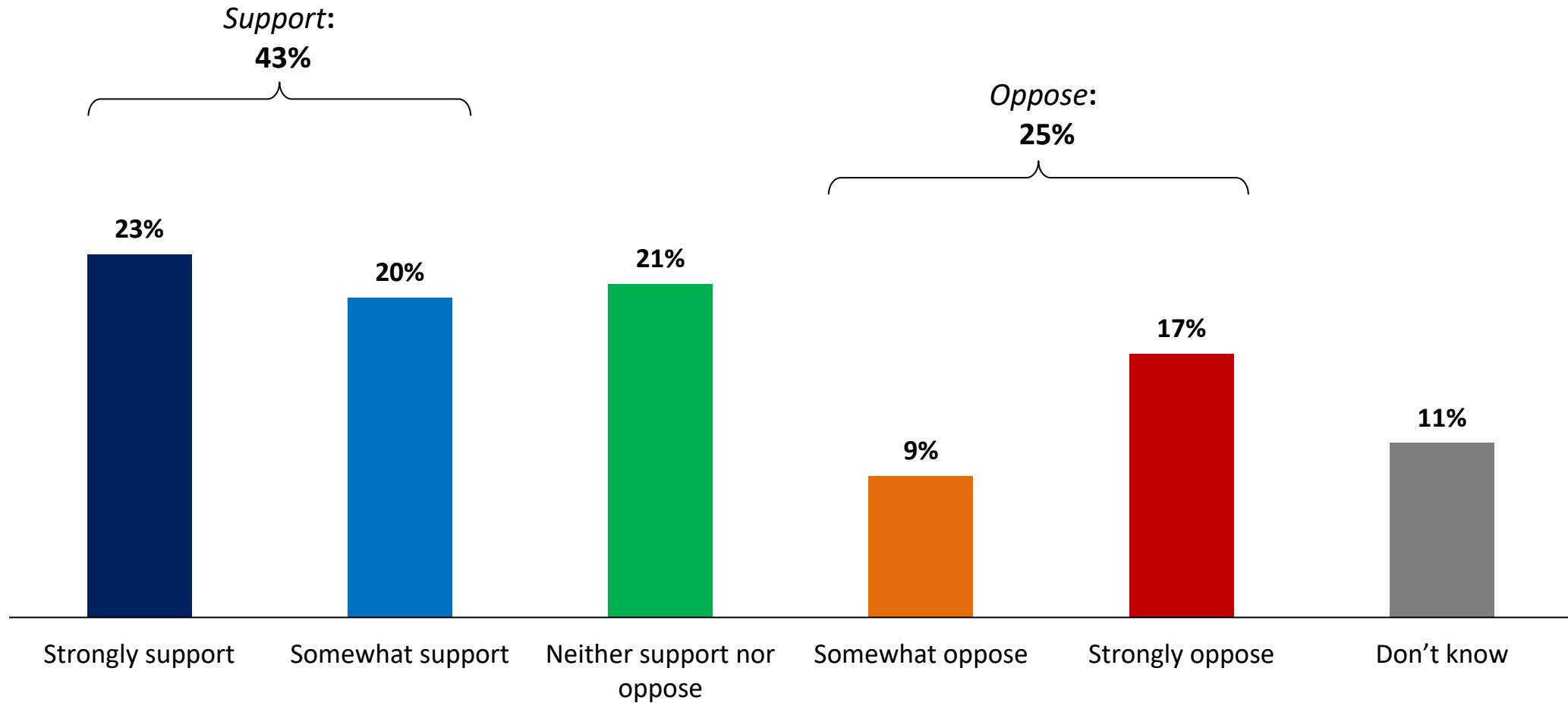
■ Very closely
 ■ Somewhat closely
 ■ Not very closely
 ■ Not at all
 ■ Don't know

Support for Ruling: A plurality (43%) of respondents say they support the Supreme Court decision while 25% say they oppose the decision



Do you support or oppose the decision by the Supreme Court of Canada to uphold the federal carbon tax?

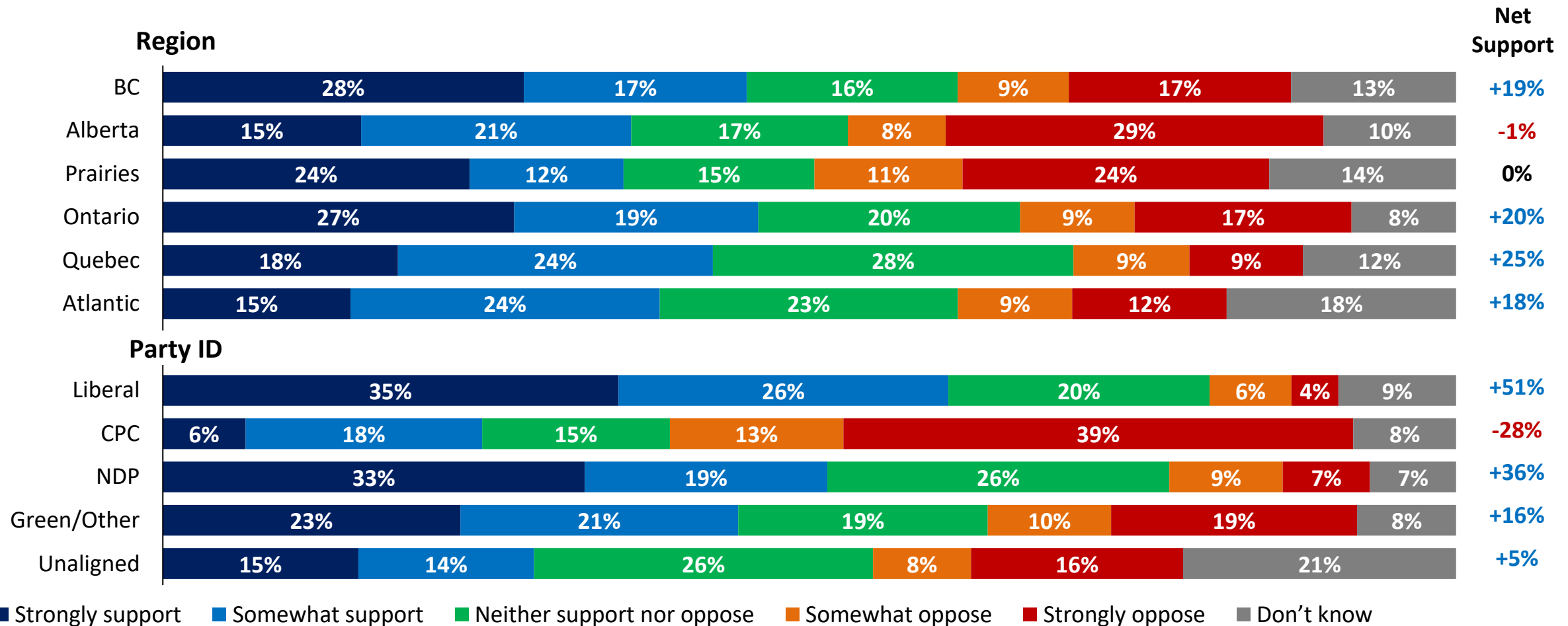
[asked of all respondents; n=1,500]



Support for Ruling: Net support among Liberal partisans is +51% compared to -28% for Conservative partisans



Do you support or oppose the decision by the Supreme Court of Canada to uphold the federal carbon tax? BY Region and party ID
[asked of all respondents; n=1,500]

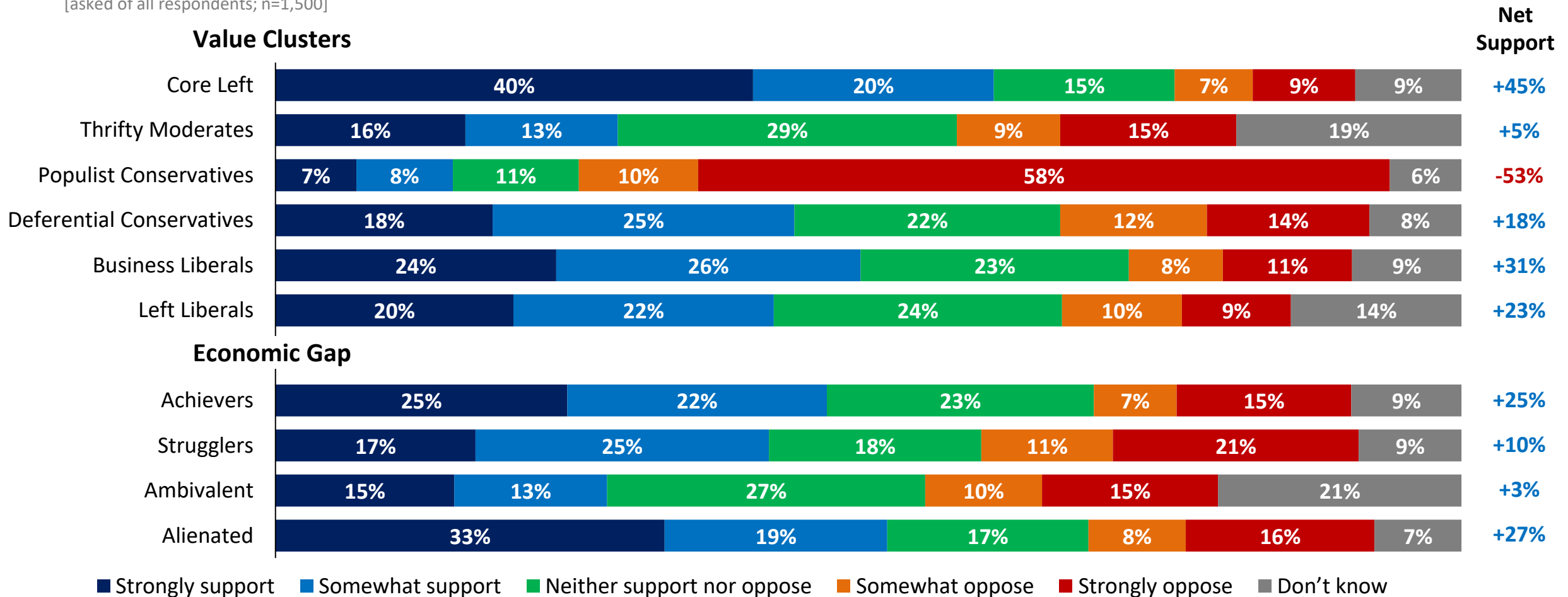


Opinion on Supreme Court ruling: Populist conservatives (-53%) and thrifty moderates (+5%) have lowest net support for the ruling



Do you support or oppose the decision by the Supreme Court of Canada to uphold the federal carbon tax? BY Political value clusters and the economic gap segmentation

[asked of all respondents; n=1,500]

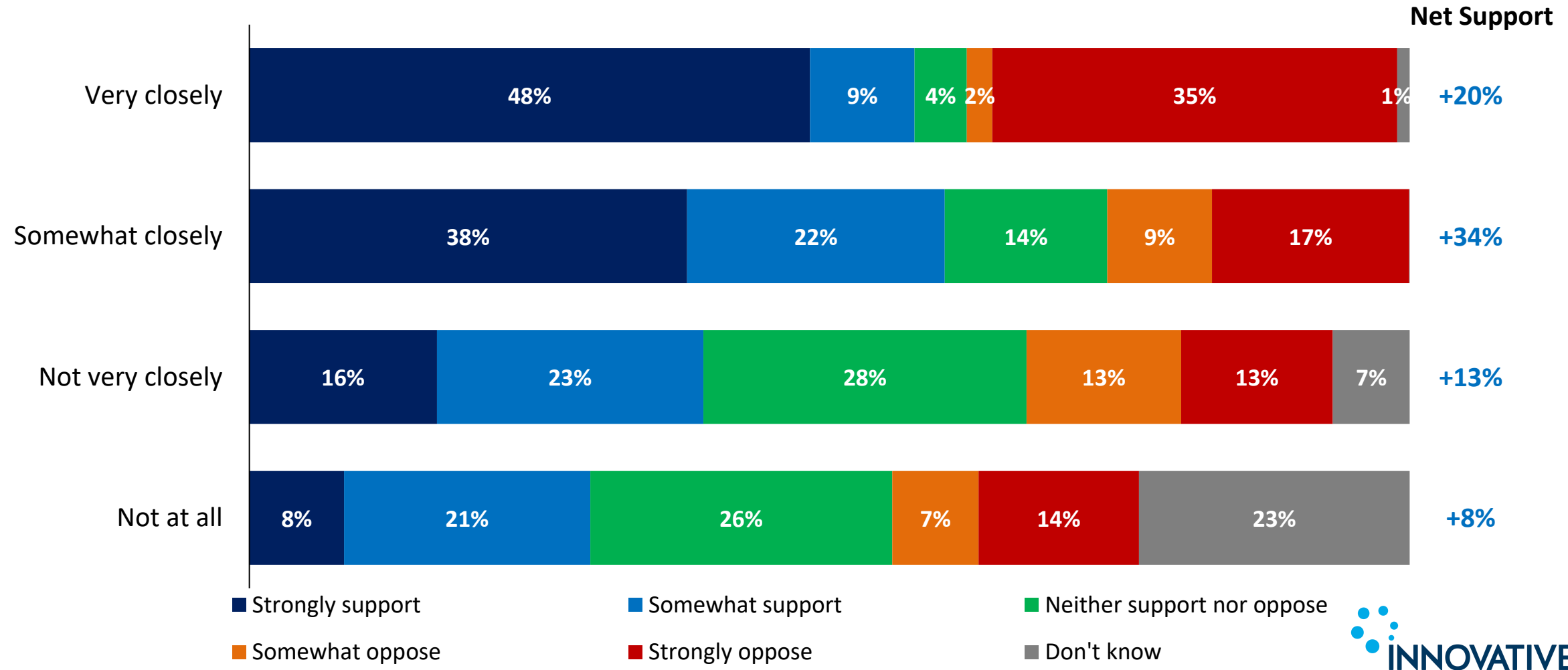


Support for Ruling: Those who've followed the decision very closely are the most torn polarized on the issue



Do you support or oppose the decision by the Supreme Court of Canada to uphold the federal carbon tax? **BY** How closely have you been following news about the Supreme Court ruling on the carbon tax?
[asked of all respondents; n=1,500]

Following News about Supreme Court Ruling



Note: 'Don't know' on following news about Supreme Court ruling not shown

Methodology

The background of the slide is a solid dark blue color. It features several faint, light blue circles of varying sizes scattered across the surface. The circles are semi-transparent and do not overlap each other.

Survey Methodology

These are the results of an online survey conducted between April 1st, 2021 and April 13th, 2021.

Method: This online survey was conducted using INNOVATIVE's Canada 20/20 national research panel with additional respondents from Dynata, a leading provider of online samples. Each survey is administered to a series of randomly selected samples from the panel and weighted to ensure that the overall sample's composition reflects that of the actual Canadian population according to Census data to provide results that are intended to approximate a probability sample.

Sample Size: n=2,390 Canadian citizens, 18 years or older. The results are nationally weighted to n=1,500 based on Census data from Statistics Canada.

Field Dates: April 1st, 2021 to April 13th, 2021

Weighting: Results for Canada are weighted by age, gender, and region to ensure that the overall sample's composition reflects that of the actual population according to Census data; in order to provide results that are intended to approximate a probability sample. Weighted and unweighted frequencies are reported in the table.

Margin of Error: This is a representative sample. However, since the online survey was not a random probability based sample, a margin of error cannot be calculated. Statements about margins of sampling error or population estimates do not apply to most online panels.

Note: Graphs may not always total 100% due to rounding values rather than any error in data. Sums are added before rounding numbers.

	Unweighted (n)	Unweighted (%)	Weighted (n)	Weighted (%)
Men 18-34	202	8.5%	200	13.4%
Men 35-54	389	16.3%	251	16.8%
Men 55+	575	24.1%	272	18.2%
Women 18-34	288	12.1%	206	13.8%
Women 35-54	410	17.2%	261	17.4%
Women 55+	520	21.8%	306	20.5%
Region				
BC	254	10.6%	205	13.6%
AB	228	9.5%	170	11.4%
Prairies	120	5.0%	99	6.6%
ON	984	41.2%	577	38.5%
QC	477	20.0%	346	23.1%
Atlantic	327	13.7%	103	6.9%



For more information, please contact:

Greg Lyle

President

(416) 642-6429

glyle@innovativeresearch.ca

Building Understanding.