



Egale

SECOND NATIONAL REPORT

# Impact of COVID-19 on Canada's LGBTQI2S Community



Release: August 27, 2020

# Foreword

The first national study Egale undertook in partnership with INNOVATIVE Research Group in April 2020, revealed heightened impacts of COVID-19 for LGBTQI2S people from financial to physical and mental health, and beyond. Our aim with this second study was to take a deeper look at these impacts and track how the situation is changing over time. As our global situation begins to improve and actions are taken to provide support for vulnerable and marginalized communities, we need to look at the comparative levels of improvement and assess the needs of various communities to ensure that no one is left behind.

For this second study, in addition to INNOVATIVE, we also partnered with the ACCEC (African Caribbean Civic Engagement Council), a national public affairs organization that works to strengthen and promote opportunities for African Caribbean, Black and racialized communities. Through this partnership, we were able to collect the community input needed to look at the impacts of COVID-19 on marginalized, especially Black and racialized, LGBTQI2S people in Canada.

At Egale, our mission is to improve the lives of LGBTQI2S people in Canada by informing public policy, inspiring cultural change, and promoting human rights and inclusion through research, education, awareness and legal advocacy. We believe that in order to create change, we must work collectively to ensure that no one is left behind.

**Helen Kennedy**  
**Executive Director**  
**Egale Canada**

**Egale**

# Key Findings | COVID-19

## 01

### **Canada's LGBTQI2S community continues to be disproportionately impacted financially by COVID-19.**

- While confidence in their households' financial situations has grown since March 2020, the LGBTQI2S community is still less confident than the average Canadian household. This finding is further exacerbated amongst BIPOC LGBTQI2S households.
- LGBTQI2S respondents are less confident about their ability to bounce back if they were to lose their job, and slightly more worried about being able to pay their rent in the next few months.

## 02

### **Effects of COVID-19 continue to take a bigger toll on the physical and mental well-being of LGBTQI2S members.**

- The LGBTQI2S community continues to report greater impacts of COVID-19 on their physical, mental and overall quality of life compared to the average Canadian. The impact on physical health is particularly acute amongst BIPOC-identifying LGBTQI2S members.
- LGBTQI2S respondents whose work requires face-to-face interaction report significant negative impacts on mental health and stress, while those who currently commute to work report additional negative impacts to their physical health and overall quality of life.

## 03

### **The LGBTQI2S community is more likely to know someone who has experienced symptoms or sought treatment.**

- BIPOC LGBTQI2S are even more likely to have personally been, or know someone who has been, admitted to the hospital for a confirmed or suspected case of COVID-19.
- LGBTQI2S respondents are much more worried about a resurgence of COVID-19 if special precautions are not taken into account.

## 04

### **COVID-19 continues to have a greater impact on the employment of the LGBTQI2S community.**

- A majority (52%) of LGBTQI2S households have been affected by lay-offs and reduced hours as a result of the COVID-19 pandemic. This compares to 43% of overall Canadian households.

# Research Overview



These are the findings from Innovative Research Group's (INNOVATIVE) second wave of **online surveys, conducted from June 17<sup>th</sup> to June 30<sup>th</sup> 2020.**

This online survey was conducted among a **sample of n=2,322 adult Canadians** using INNOVATIVE's Canada 20/20 national research panel with additional respondents from Lucid, a leading provider of online sample. Each survey is administered to a series of randomly selected samples from the panel. Additional respondents were recruited from online advertisements on Facebook and Instagram.

The sample has been **weighted by age, gender, region and sexual orientation** using Statistics Canada's 2016 Census data and the 2016 General Social Survey to reflect the actual demographic composition of the Canadian and LGBTQI2S populations, resulting in an overall representative **national sample size of 1,500 Canadians** and representative national **LGBTQI2S sample size of 500 Canadians.**

This report is based on a tracking survey, with the initial study having been conducted from March 24<sup>th</sup> to 29<sup>th</sup>, 2020. This study used a national sample size of 2,000 Canadians and representative national LGBTQI2S sample size of 300. Slides reporting only on the LGBTQI2S community are denoted by a rainbow tab in the upper right corner of the slide.

This is a representative sample. Targets were set to ensure a proper reflection of key regional and demographic distribution and then weights were used to ensure an accurate reflection of the target provinces. However, since the online survey was not a random probability based sample, a margin of error can not be calculated. It is not statistically valid to apply margins of error to most online samples.

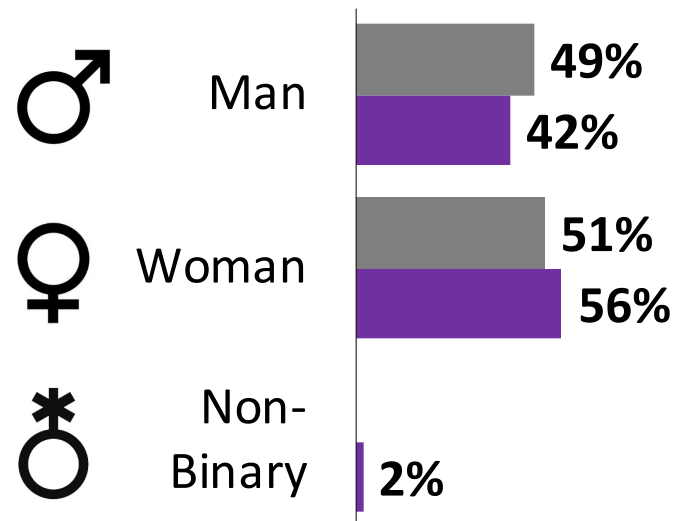
The survey methodology is discussed in further detail on pages 34 and 35 of this report.

**Note:** *Graphs and tables may not always total 100% due to rounding values rather than any error in data. Sums are added before rounding numbers.*

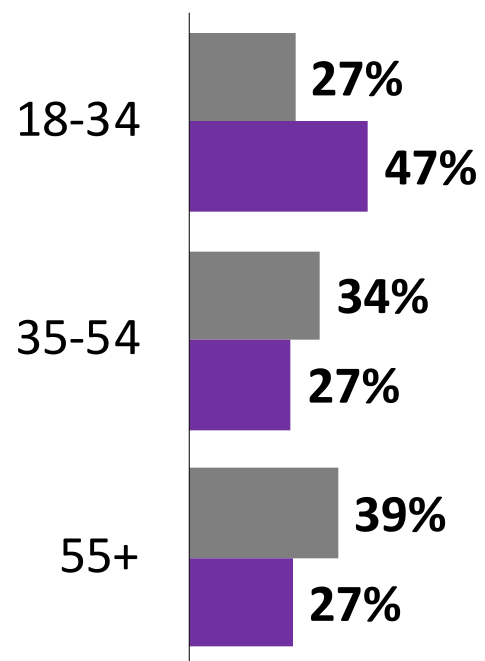


# Survey Demographics

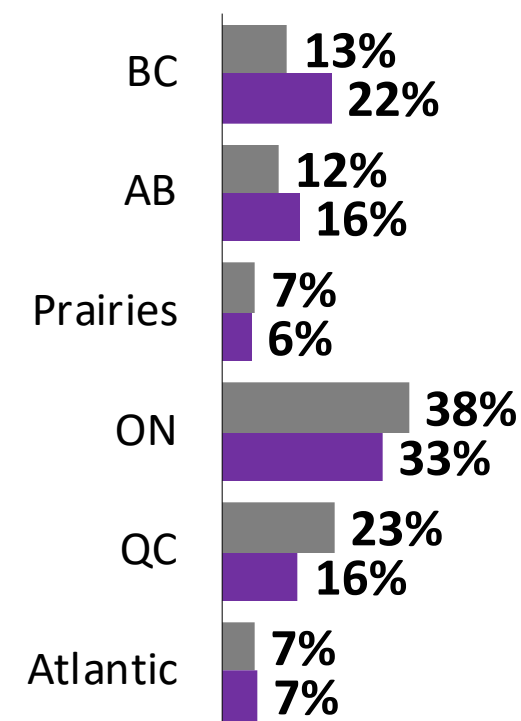
## Gender



## Age



## Region



Legend:  LGBTQI2S  National

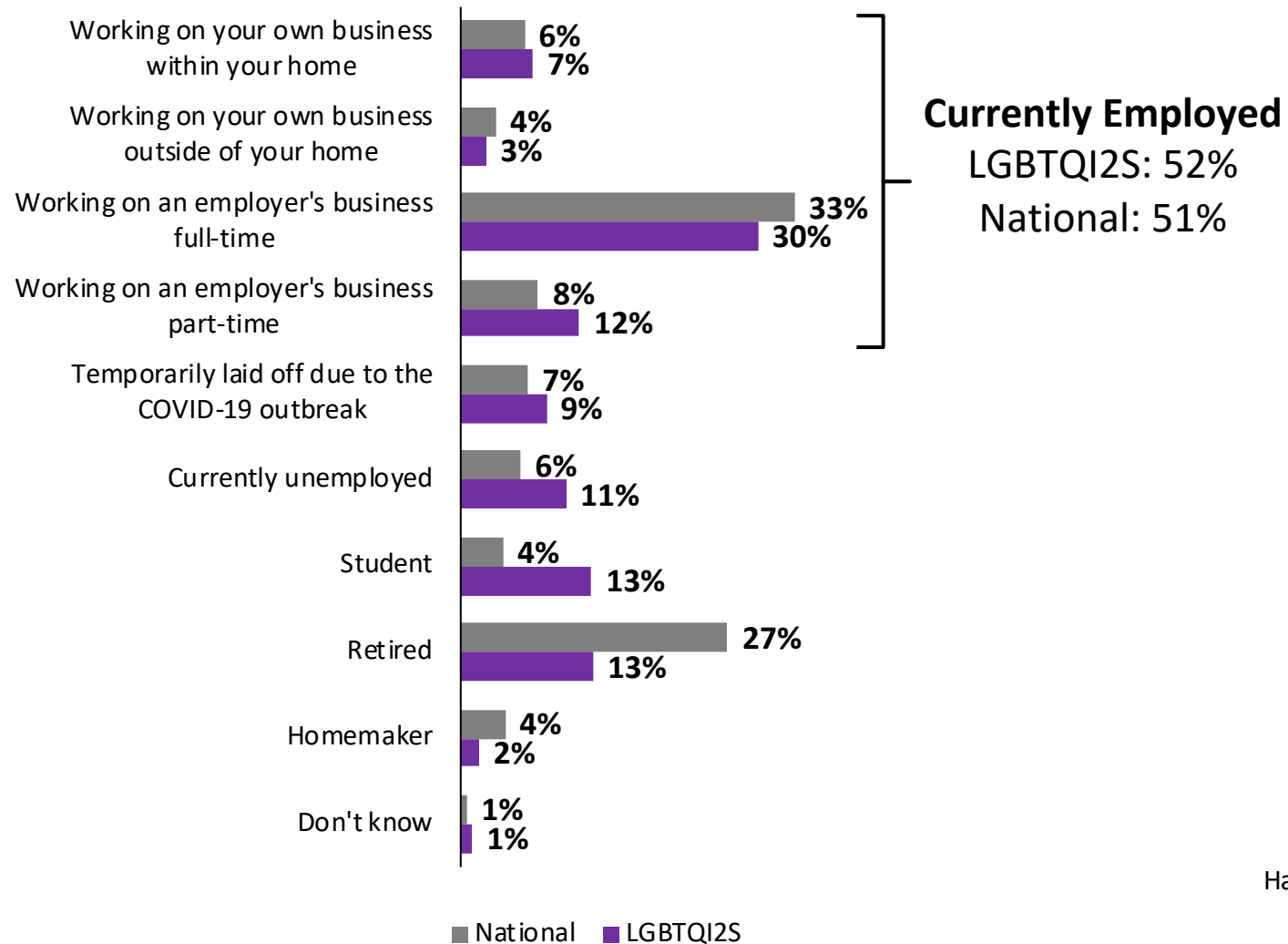
Note: 'Don't know' and 'Prefer not to say' not shown.

# Job Status: A larger proportion of LGBTQI2S workers are employed in arts and entertainment



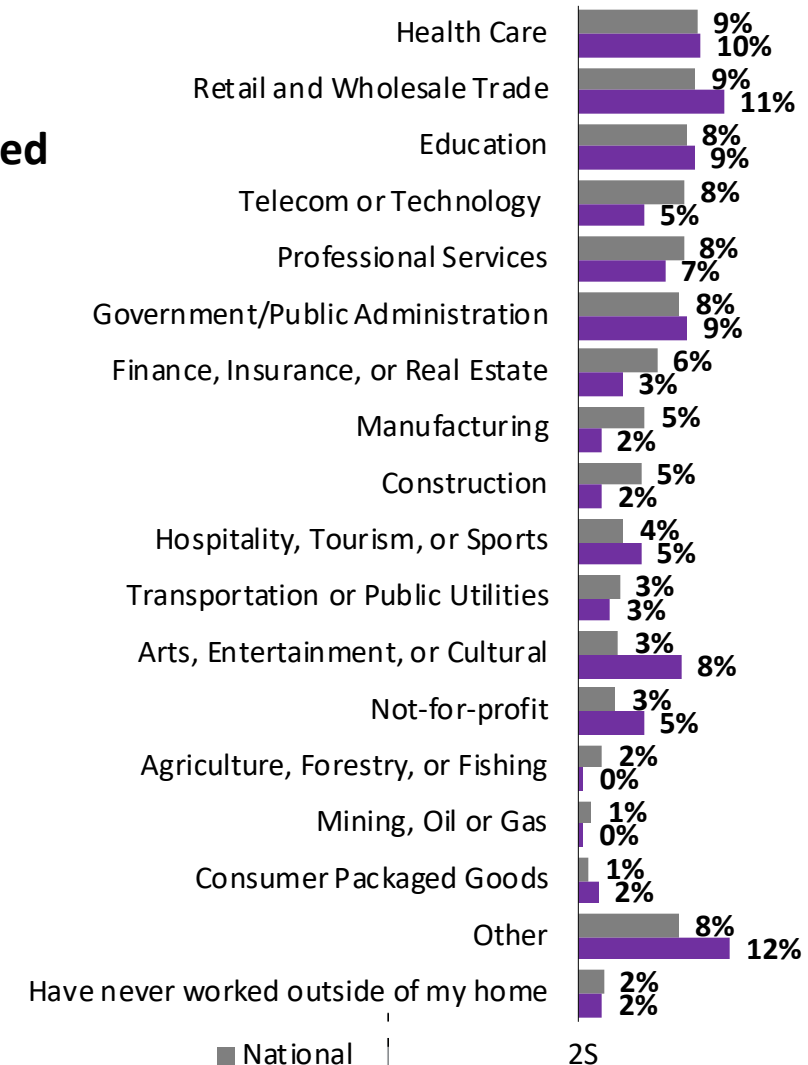
Which of the following best describes your current job status?

[all respondents; LGBTQI2S n=500; national n=1,500]



In which sector or industry do you currently work (or worked in most recently)?

[asked of respondents who are working or unemployed: LGBTQI2S n=353, national n=958]

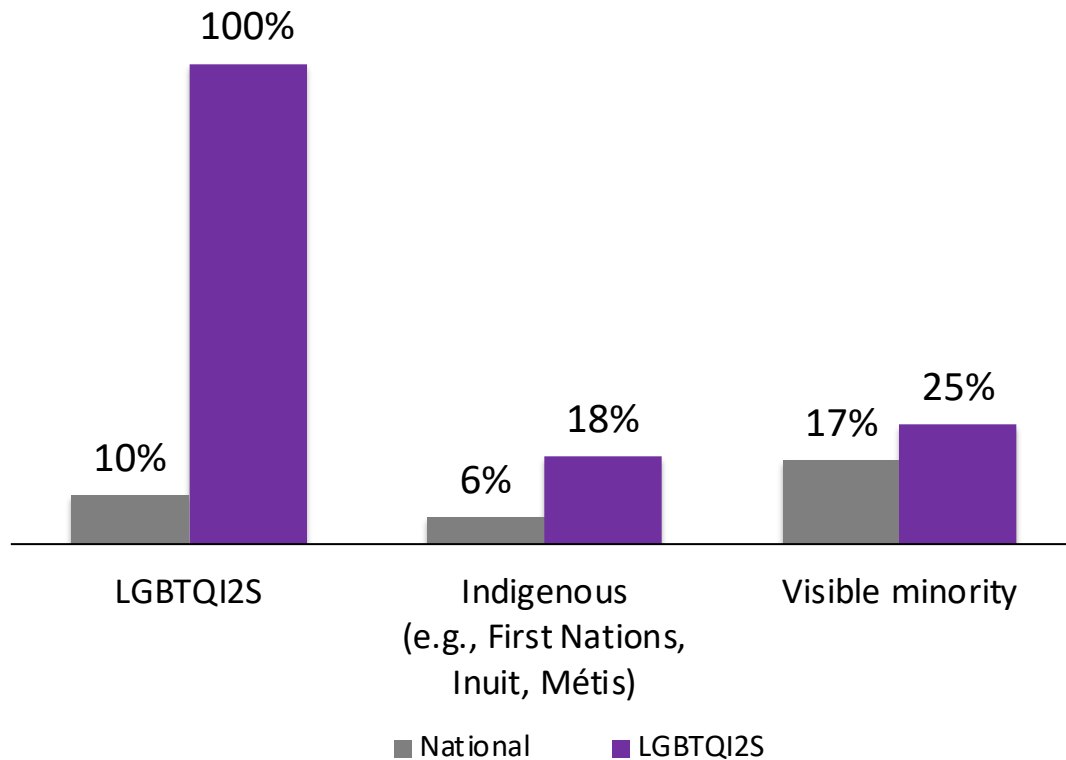


# Identity: More members of the LGBTQI2S community identify as Indigenous or visible minorities than the national average



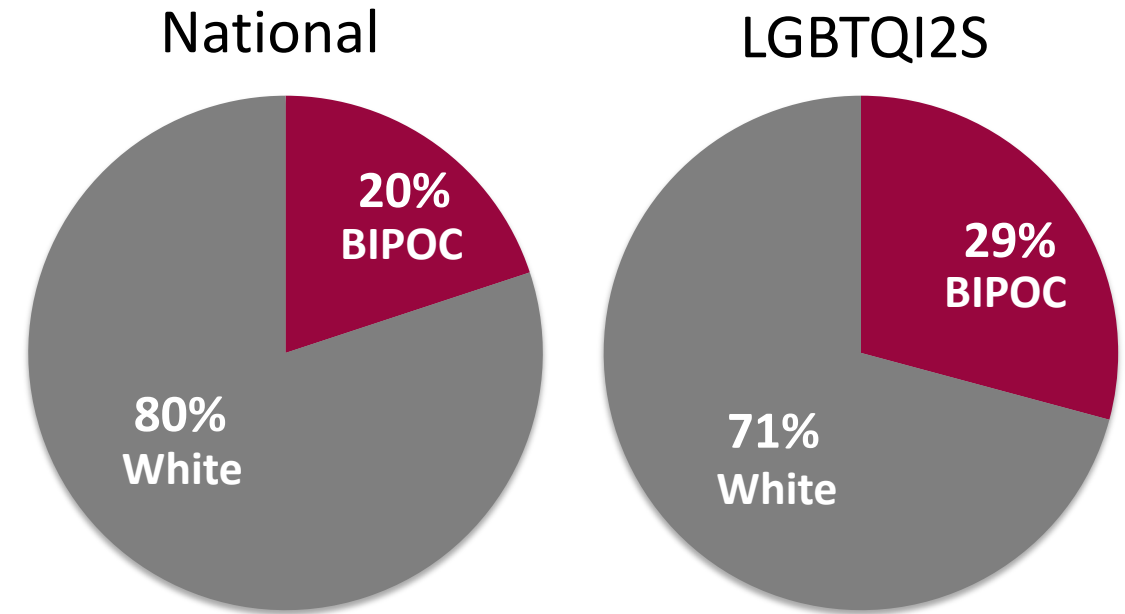
Do you consider yourself as a member of any of the following communities or groups? **“Yes”**

[multiple mention; asked of all respondents; LGBTQI2S n=500, national n=1,500]



Do you consider yourself as a member of the any of the following communities or groups? **“Yes”**

[asked of all respondents; LGBTQI2S n=500, national n=1,500]



# Health & Safety

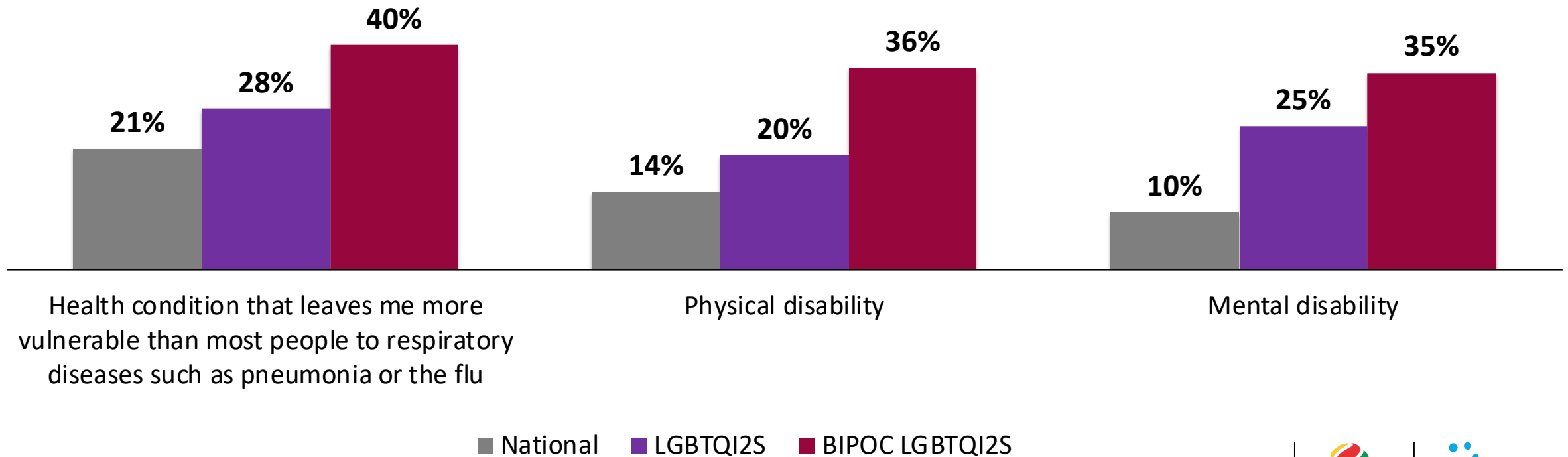
On measures of physical and mental health, and stress, the LGBTQI2S community reports worse conditions compared to national results. Further, those who identify as BIPOC within the LGBTQI2S community are more likely to have admitted themselves, or known others admitted to the hospital for a suspected COVID-19 case.



# Personal Health: Members of the BIPOC LGBTQI2S community<sup>9</sup> are most likely to be living with health conditions or disabilities



Do you live with any of the following conditions? **“Yes”**  
[asked of all respondents; LGBTQI2S n=500, national n=1,500]



■ National ■ LGBTQI2S ■ BIPOC LGBTQI2S

# Health: LGBTQI2S report worse stress, physical, and mental health than<sup>10</sup> the average Canadian



The next questions are about your health. By health, we mean not only the absence of disease or injury but also physical, mental and social well-being.

- In general, would you say your health is... ?
- In general, would you say your mental health is... ?
- Thinking about the amount of stress in your life, would you say that most of your days are...?

[asked of all respondents]

## Physical Health

	Fair/Poor	Excellent/ Very Good
National n=1,500	17%	44%
LGBTQI2S n=500	33%	31%
BIPOC LGBTQI2S n=146	39%	31%

## Mental health

	Fair/Poor	Excellent/ Very Good
National n=1,500	21%	48%
LGBTQI2S n=500	41%	29%
BIPOC LGBTQI2S n=146	38%	30%

## Stress

	Extremely/ Quite a bit	Not very/At all
National n=1,500	24%	38%
LGBTQI2S n=500	37%	20%
BIPOC LGBTQI2S n=146	41%	25%

# Healthcare Confidence : BIPOC and LGBTQI2S groups are slightly less confident that they could get necessary health care



The next questions are about your health. By health, we mean not only the absence of disease or injury but also physical, mental and social well-being.

- Do you agree or disagree with the following statement? *I'm confident that if I had a serious medical problem, I'd be able to get the healthcare services I need.*

[asked of all respondents]

## Confidence in Healthcare

	Strongly/somewhat disagree	Strongly/somewhat agree
<b>National</b> n=1,500	11%	75%
<b>LGBTQI2S</b> n=500	17%	73%
<b>BIPOC LGBTQI2S</b> n=146	18%	66%

# Life Satisfaction: Members of the LGBTQI2S community are less satisfied with their lives as a whole right now



The next questions are about your health. By health, we mean not only the absence of disease or injury but also physical, mental and social well-being.

- Using a scale of 0 to 10, where 0 means "Very dissatisfied" and 10 means "Very satisfied", how do you feel about your life as a whole right now?

[asked of all respondents]

## Life Satisfaction

Dissatisfied (0-3)    Satisfied (7-10)

<b>National</b> n=1,500	9%	63%
<b>LGBTQI2S</b> n=500	14%	50%
<b>BIPOC LGBTQI2S</b> n=146	17%	46%

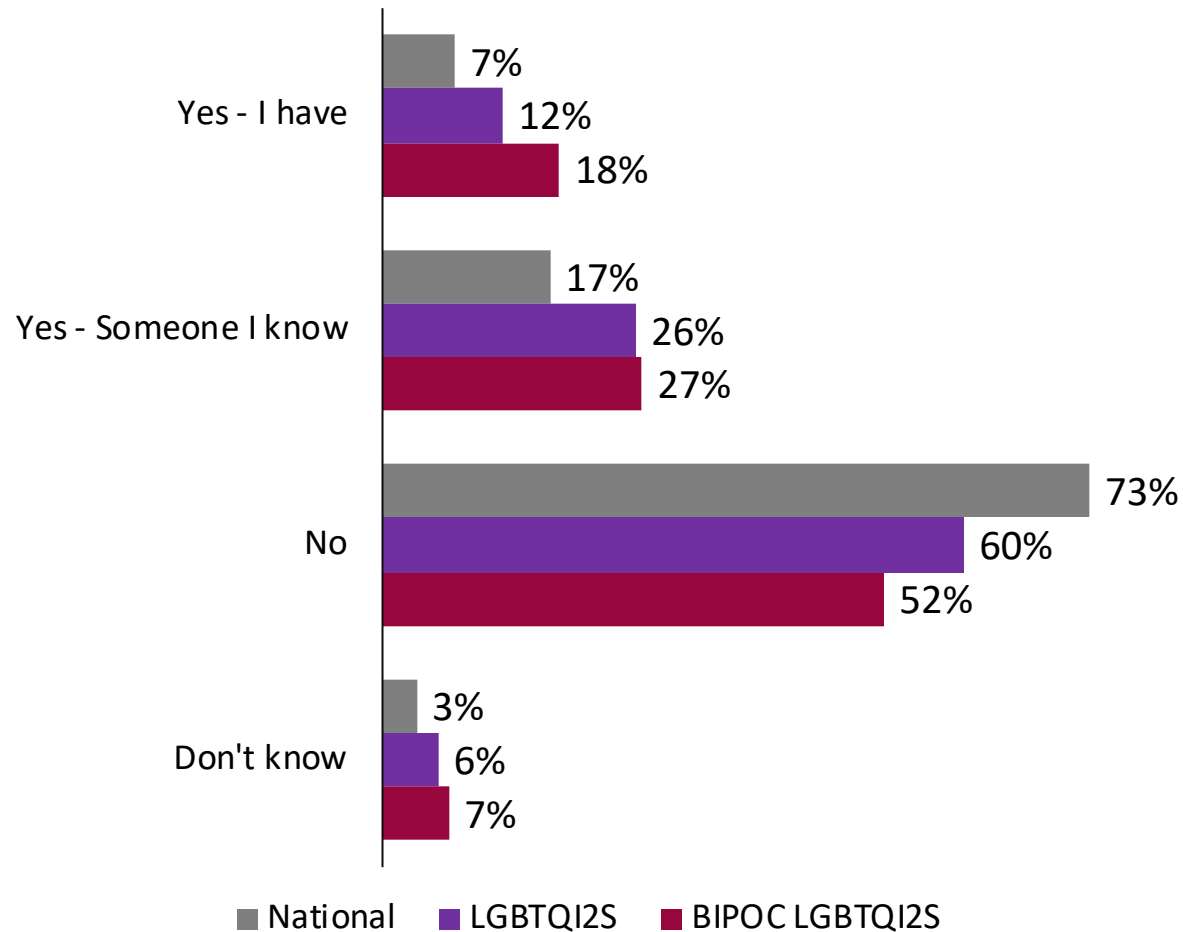


# COVID-19 Health Effects: LGBTQI2S community is more likely to know someone who has experienced symptoms or sought medical treatment

Q

Have you or someone you know experienced symptoms that could be caused by COVID-19?

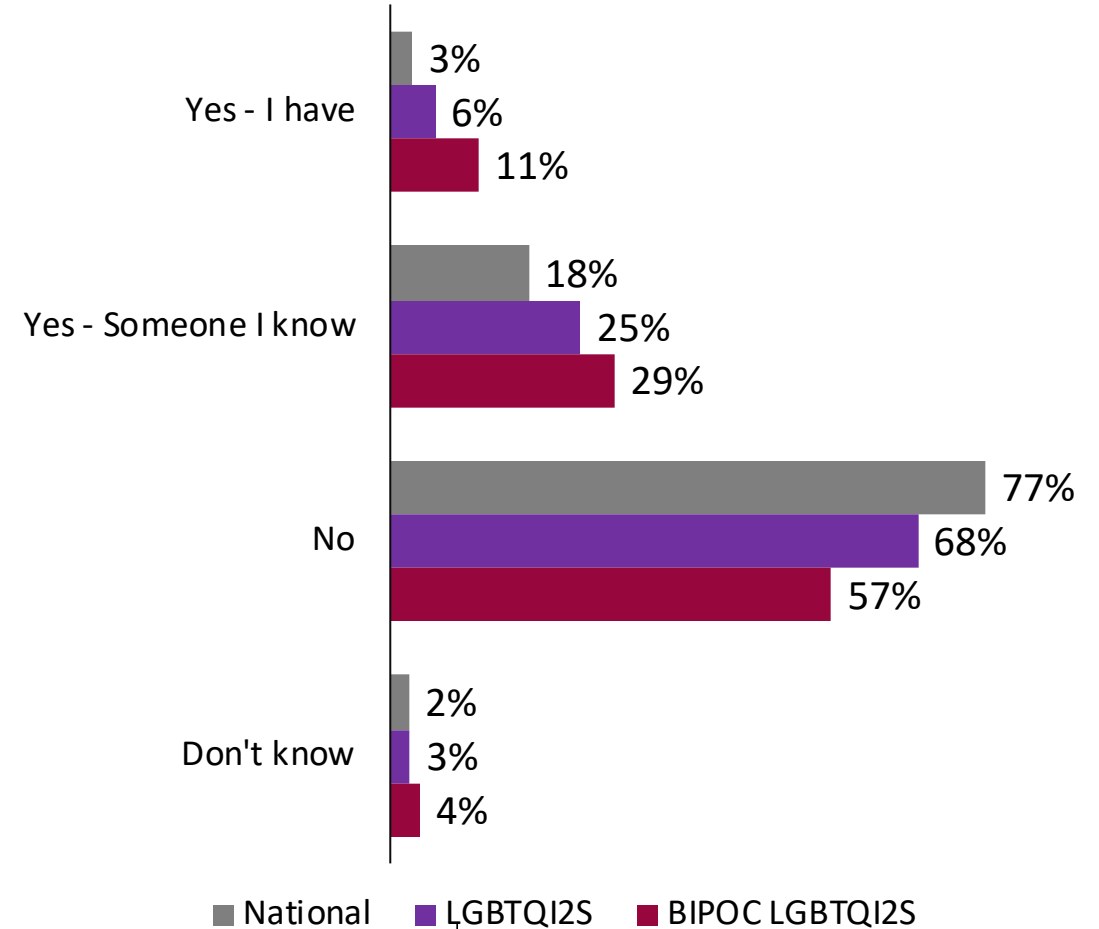
[asked of all respondents, multiple mention; BIPOC LGBTQI2S n=146, LGBTQI2S n=500, national n=1,500]



Q

Have you or someone you know sought medical treatment for a confirmed or suspected case of COVID-19?

[asked of all respondents, multiple mention; BIPOC LGBTQI2S n=146, LGBTQI2S n=500, national n=1,500]

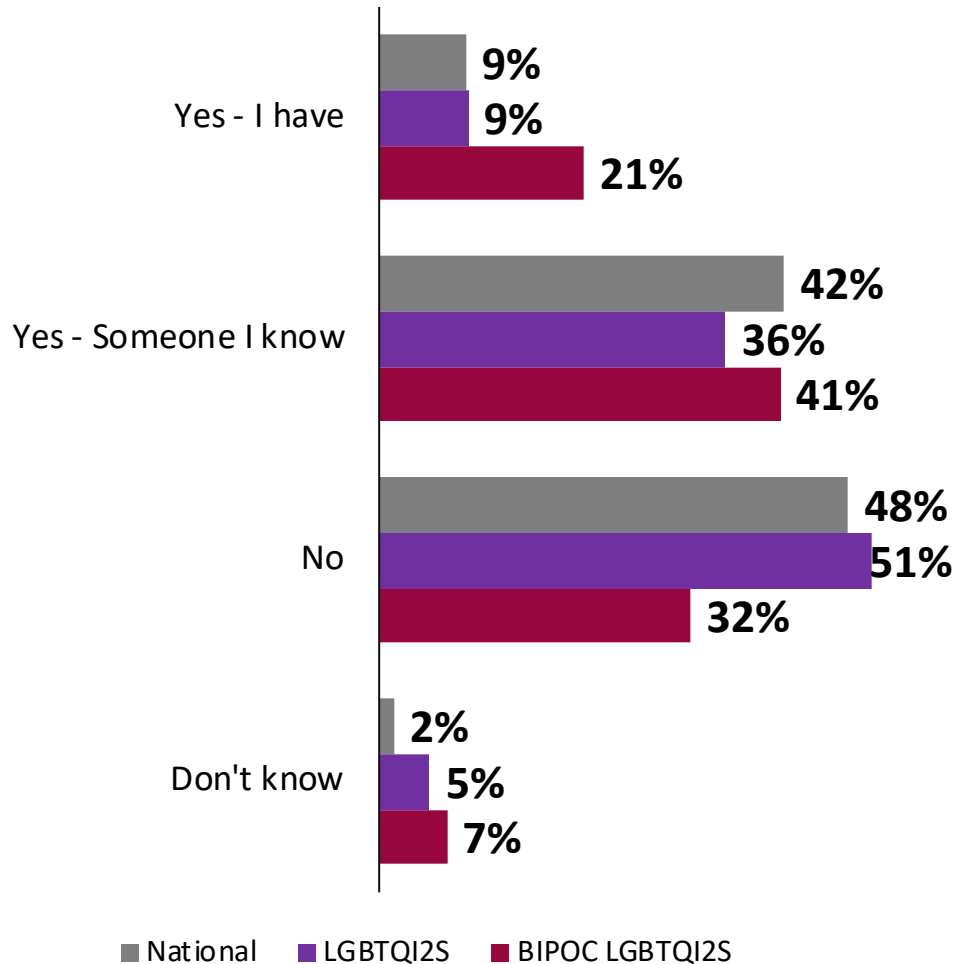


# COVID-19 Health Effects: BIPOC LGBTQI2S are more likely to have admitted themselves or known others admitted for suspected COVID-19

Q

Have you or someone you know been admitted to the hospital for at least one night for a confirmed or suspected case of COVID-19?

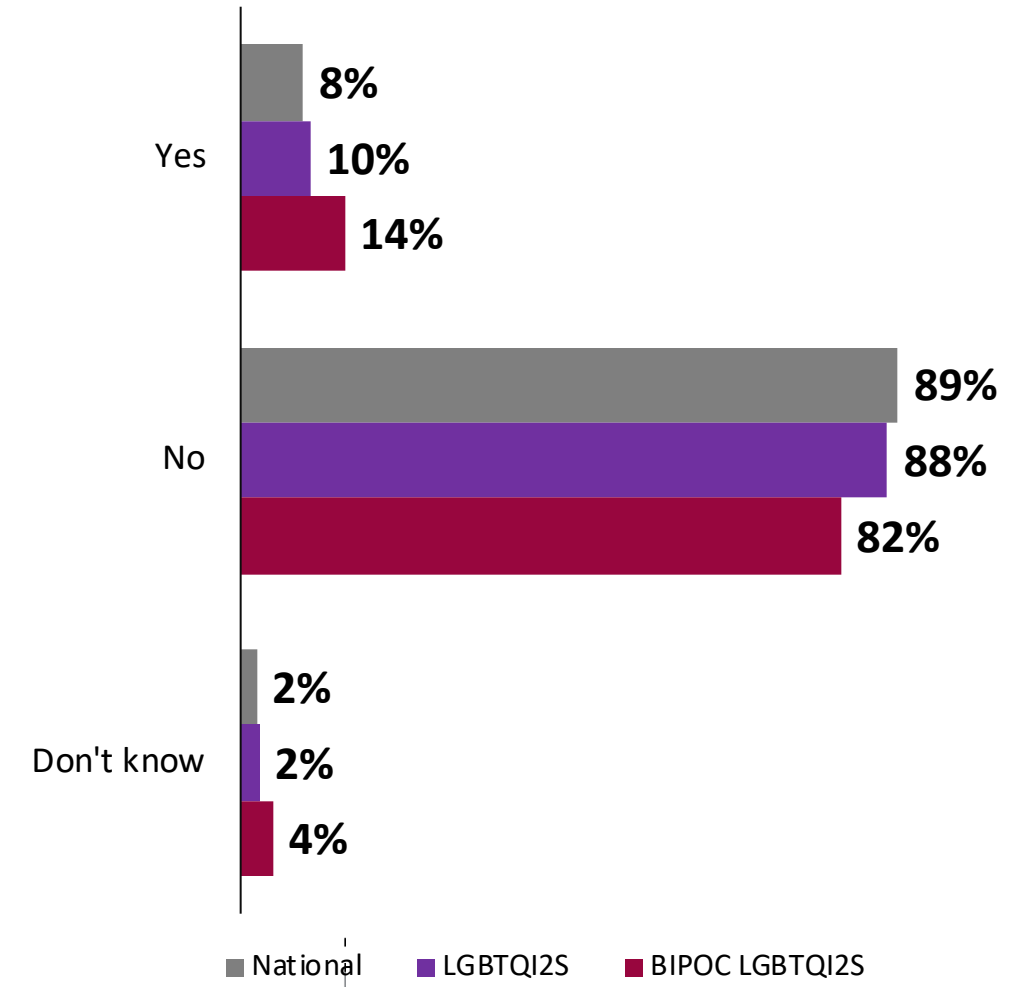
[asked of all respondents who sought medical treatment, multiple mention; BIPOC LGBTQI2S n=57, LGBTQI2S n=146, national n=309]



Q

Has someone you know died as a result of COVID-19?

[asked of all respondents; BIPOC LGBTQI2S n=146, LGBTQI2S n=500, national n=1,500]



# Attitudes: LGBTQI2S members are most concerned about a COVID resurgence, with a net agreement of +82 pts vs the national +71 pts



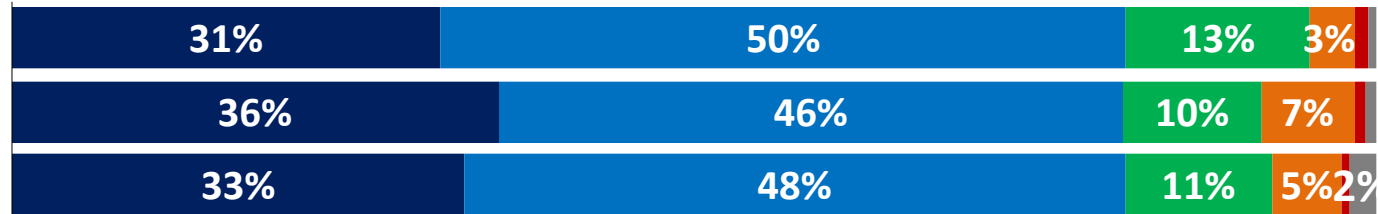
Do you agree or disagree with the following statements?

[asked of all respondents; BIPOC LGBTQI2S n=146, LGBTQI2S n=500, national n=1,500]

**Net  
Agreement**

**I am confident that I am taking all the steps needed to protect myself and my family from COVID-19.**

National  
LGBTQI2S  
BIPOC LGBTQI2S



**+77**

**+74**

**+76**

**I am worried that if we don't take special precautions COVID-19 could come back and put more lives at risk.**

National  
LGBTQI2S  
BIPOC LGBTQI2S



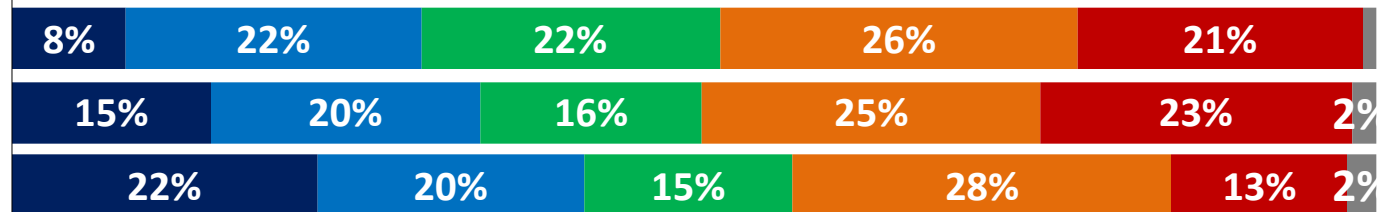
**+71**

**+82**

**+77**

**No matter what steps I take, my day to day routine puts me at a higher risk of catching COVID-19 than I am comfortable with.**

National  
LGBTQI2S  
BIPOC LGBTQI2S



**-17**

**-13**

**+1**

Strongly agree

Somewhat agree

Neither agree nor disagree

Somewhat disagree

Strongly disagree

Don't know

**Egale**



**INNOVATIVE**  
RESEARCH GROUP

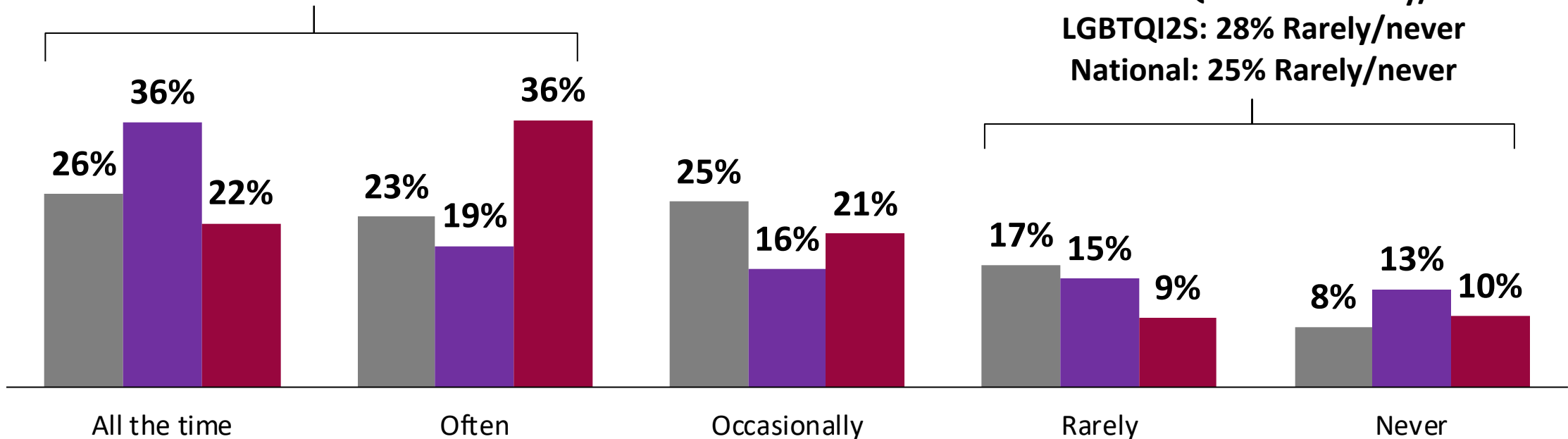
**Note:** A positive net score means agreement outweighed disagreement on this question. Data labels <2% not shown.

# Job Interaction: BIPOC LGBTQI2S are somewhat more likely to work in jobs that require face-to-face interaction all the time or often

**Q** How often does your work currently require you to interact with people face-to-face?  
[asked of those who are currently employed; BIPOC LGBTQI2S n=67, LGBTQI2S n=258, national n=767]

**BIPOC LGBTQI2S: 59% All the time/often**  
**LGBTQI2S: 55% All the time/often**  
**National: 50% All the time/often**

**BIPOC LGBTQI2S: 19% Rarely/never**  
**LGBTQI2S: 28% Rarely/never**  
**National: 25% Rarely/never**



■ National ■ LGBTQI2S ■ BIPOC LGBTQI2S

**Note:** 'Don't know' (<1%) not shown.

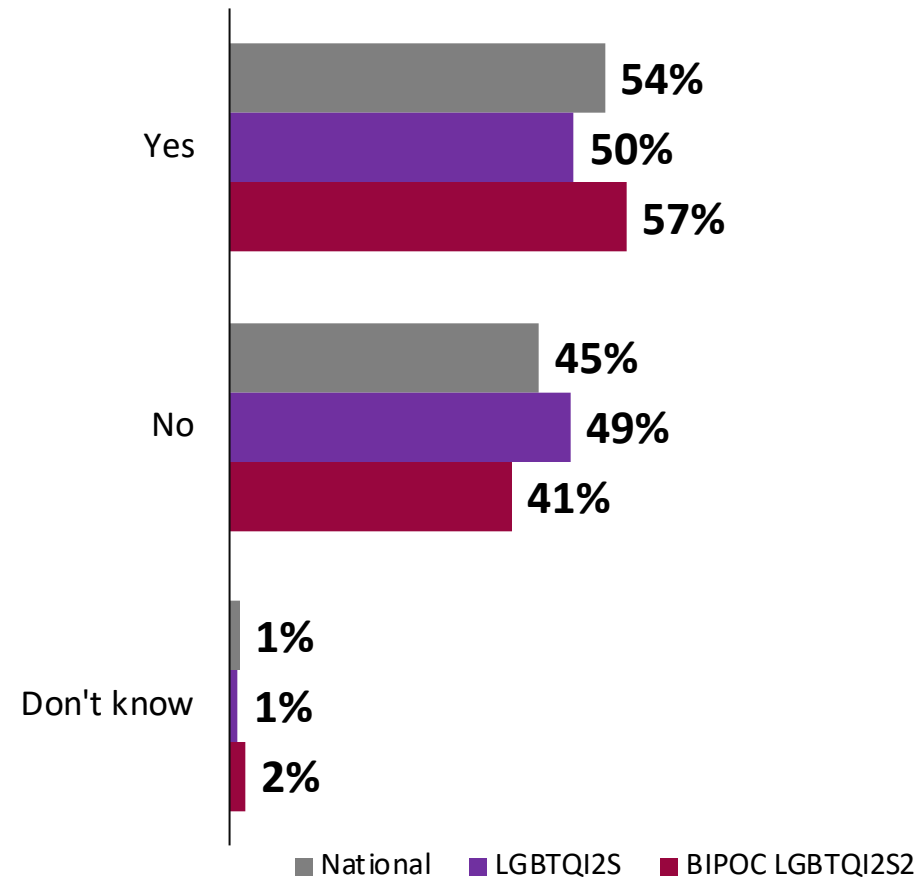


# Commute: LGBTQI2S members are more likely to commute to work using modes that require interaction with the public

Q

Do you currently commute to your place of work at least some of the time?

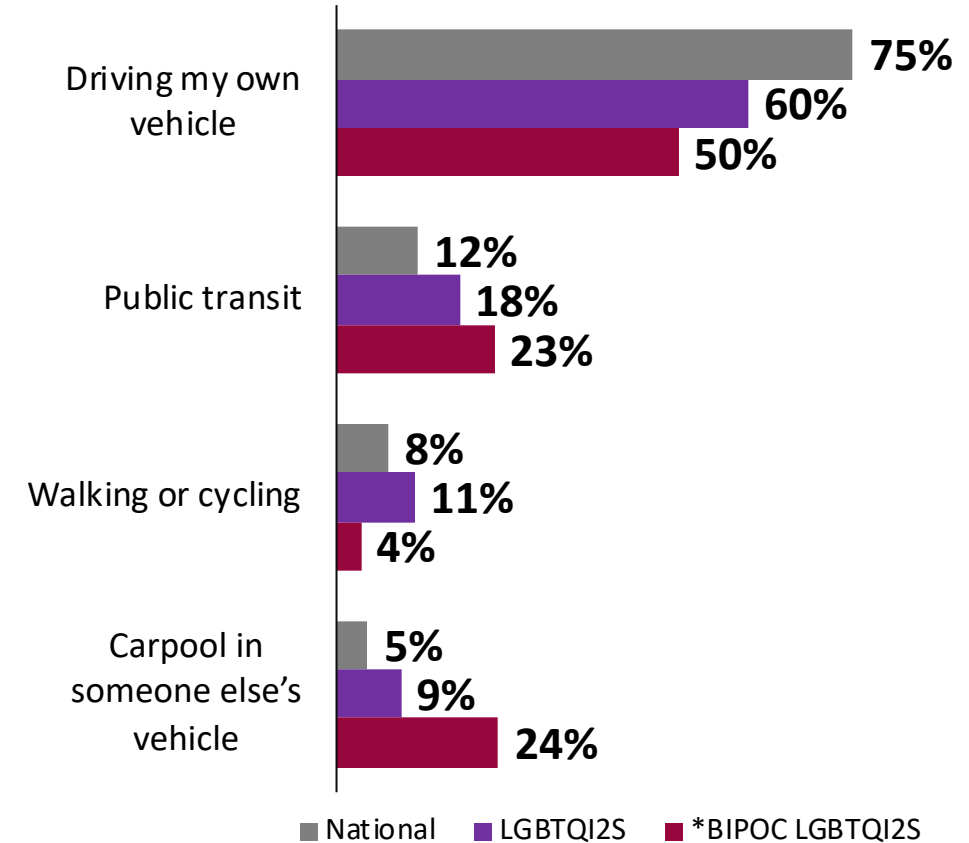
[asked of all employed respondents, BIPOC LGBTQI2S n=67, LGBTQI2S n=258, national n=767]



Q

When you commute to work, what is your primary mode of transportation?

[asked of all employed commuters; BIPOC LGBTQI2S n=38, LGBTQI2S n=128, national n=415]

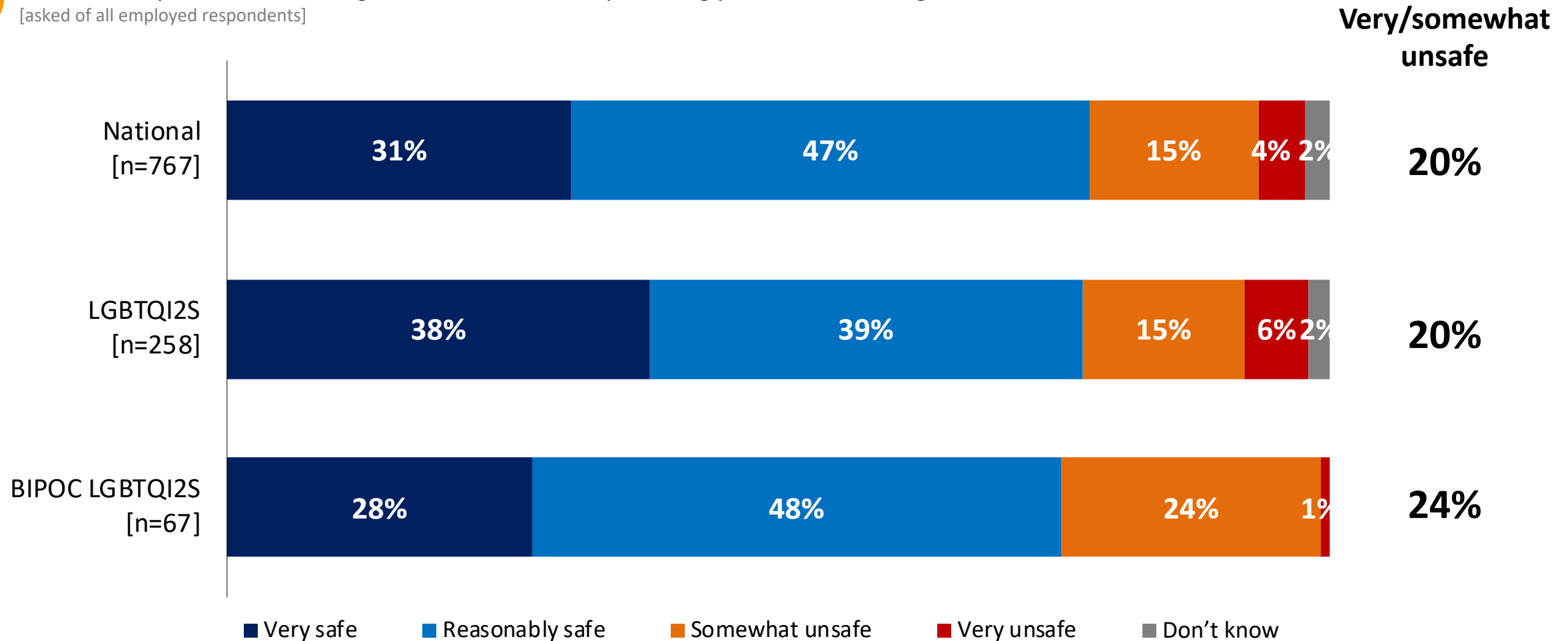


**Note:** \*Small sample size, interpret results with caution.  
'Don't know' and 'Other' (<1%) not shown.

# Work Safety: Safe work conditions during COVID-19 are the same between the LGBTQI2S and national average



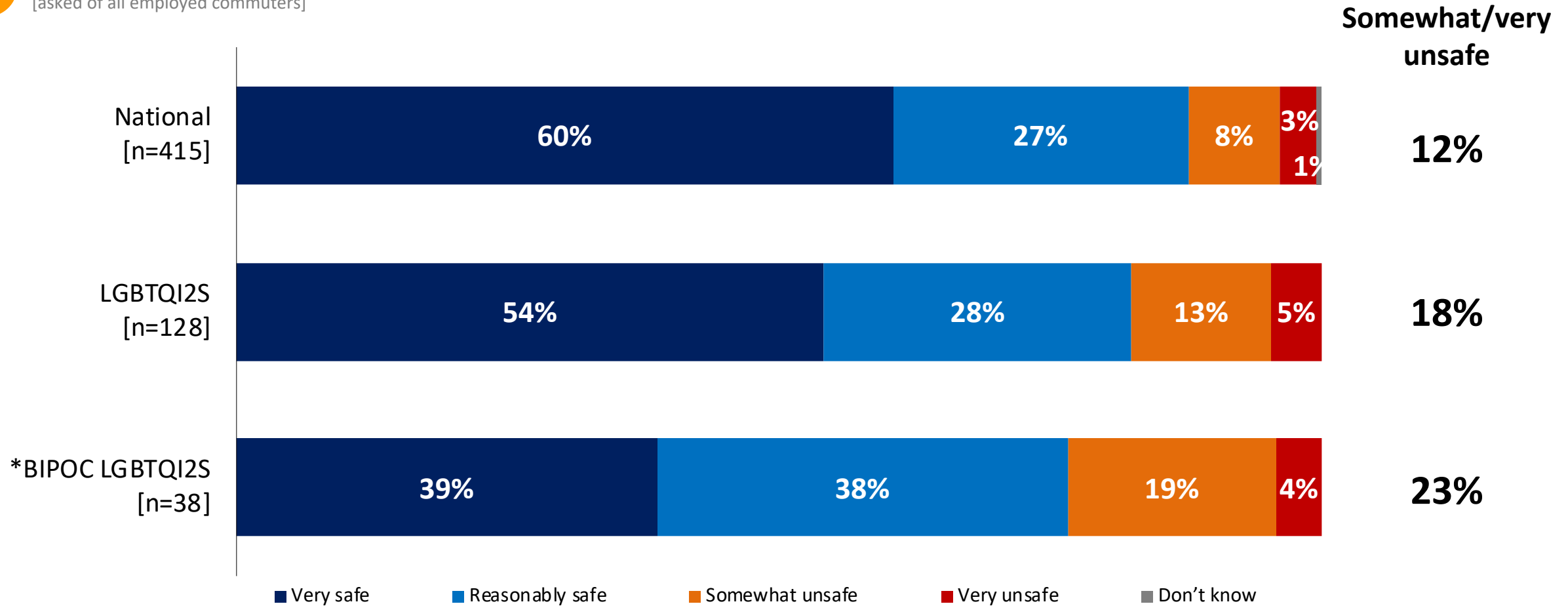
How safe are your current working conditions, in terms of protecting you from contracting COVID-19?  
[asked of all employed respondents]



# Commute Safety: BIPOC LGBTQI2S members report feeling slightly more unsafe in terms of contracting COVID-19 while commuting

19

**Q** How safe is your commute to work, in terms of the risk of contracting COVID-19?  
[asked of all employed commuters]



**Note:** \*Small sample size, interpret results with caution.

# Personal Finances & Jobs:

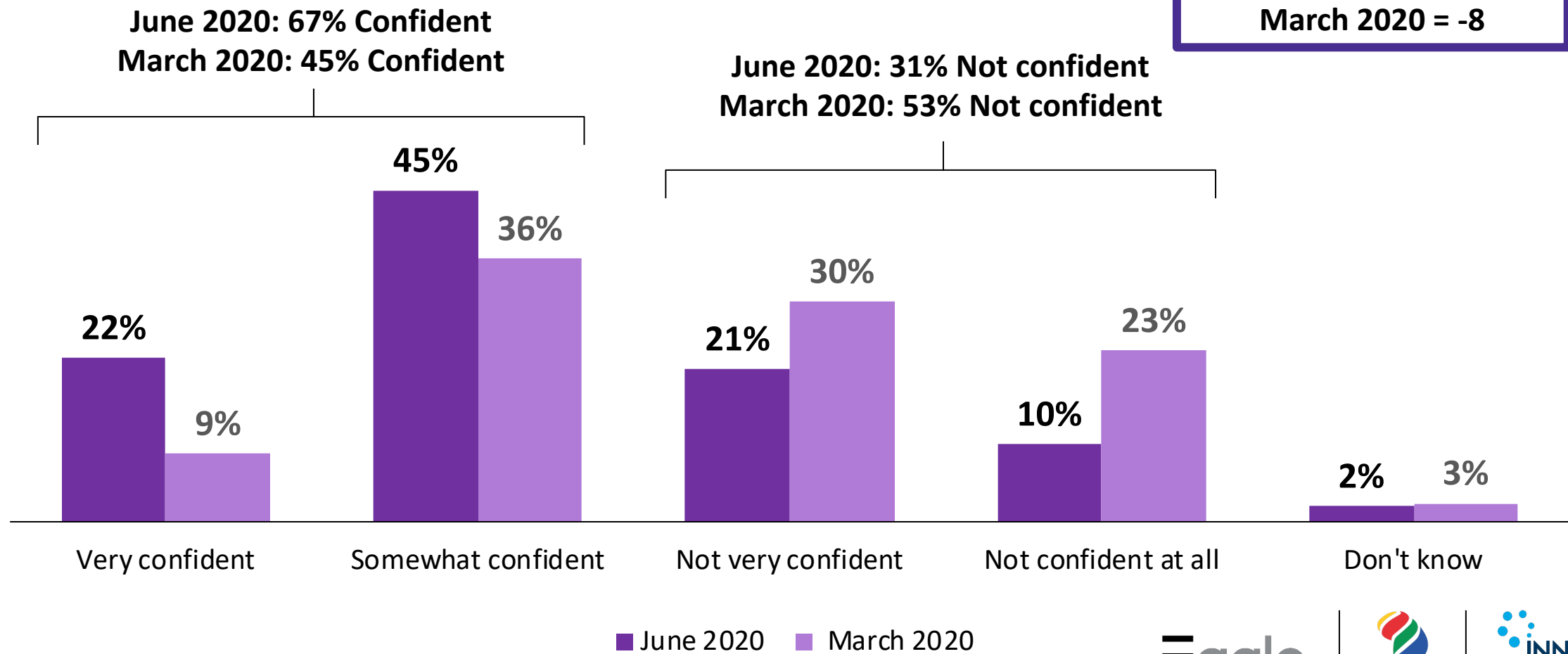
While LGBTQI2S Canadians are still less confident in their current financial situation than the average Canadian, tracking shows confidence has increased from March 2020.

# Financial Confidence | Tracking: Financial confidence amongst the LGBTQI2S community has spiked since tracking March 2020



Generally speaking, how confident and secure do you feel about your household's current financial situation?  
[asked of all respondents; March n=300; June n=500]

**Net Confidence**  
June 2020 = +36  
March 2020 = -8



**Note:** A positive net score means those that were confident outnumbered those not confident on this question.

# Financial Confidence: LGBTQI2S report a greater lack of confidence in their current financials, with BIPOC members being least confident



Generally speaking, how confident and secure do you feel about your household's current financial situation?

[asked of all respondents; BIPOC LGBTQI2S n=146, LGBTQI2S n=500, national n=1,500]

## Net Confidence

BIPOC LGBTQI2S = +23

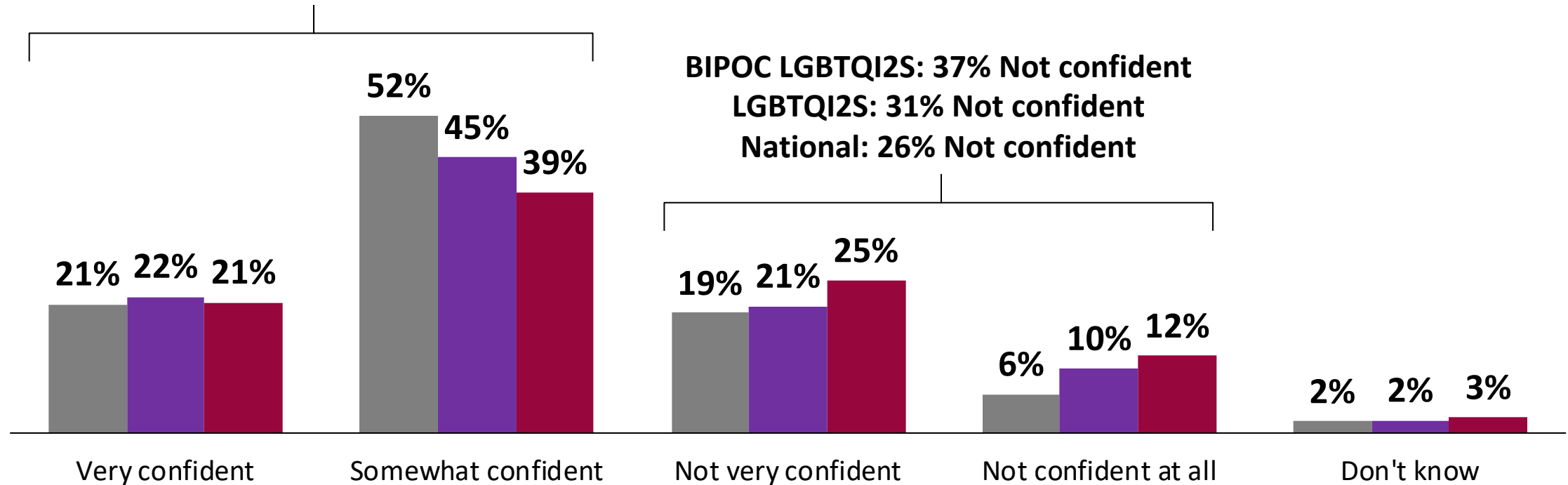
LGBTQI2S = +36

National = +47

**BIPOC LGBTQI2S: 60% Confident**

**LGBTQI2S: 67% Confident**

**National: 72% Confident**



■ National ■ LGBTQI2S ■ BIPOC LGBTQI2S



**Note:** A positive net score means those that were confident outnumbered those not confident on this question.

# Job Prospects | Tracking: Confidence in finding another job has increased amongst the LGBTQI2S community compared to March



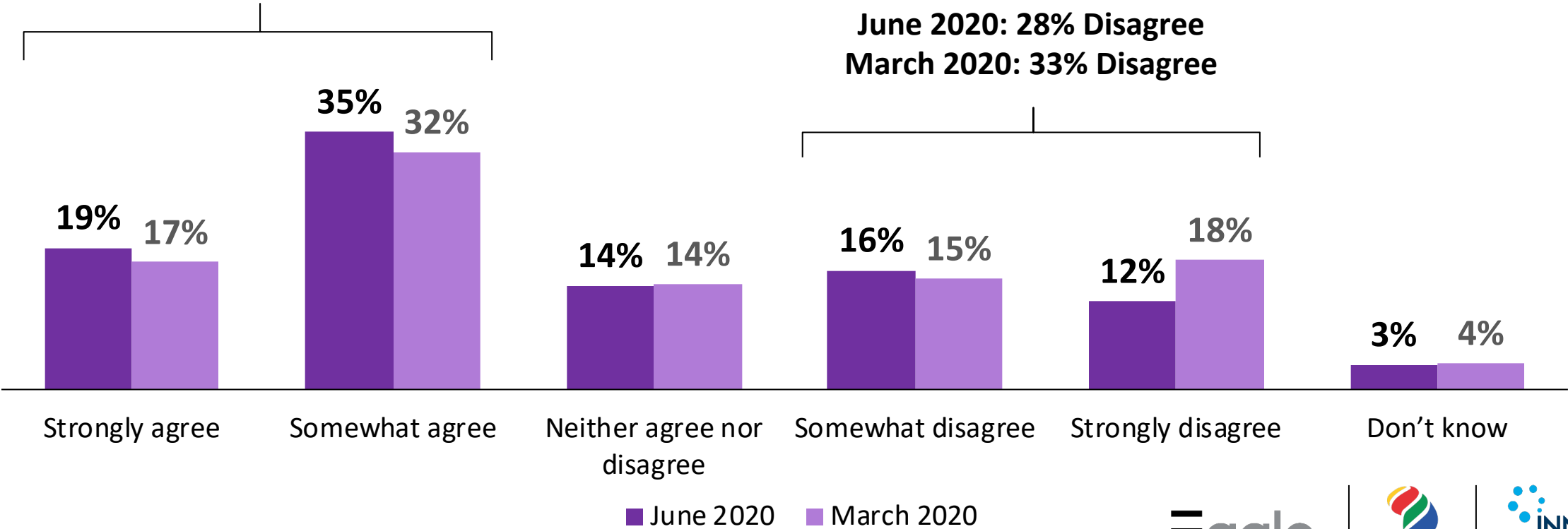
**Q** Do you agree or disagree with the following statement:  
**I feel confident that I could get another job somewhere else if I wanted to.**

[asked of those who are currently employed or temporarily laid off due to COVID-19, March n=165; June n=300]

**Net Agreement**  
June 2020 = +26  
March 2020 = +17

June 2020: 54% Agree  
March 2020: 50% Agree

June 2020: 28% Disagree  
March 2020: 33% Disagree



**Note:** A positive net score means agreement outweighed disagreement on this question.

# Job Prospects: LGBTQI2S have a lower net agreement when asked about finding a new job, due to greater intensity of those that disagree



Do you agree or disagree with the following statement:

**I feel confident that I could get another job somewhere else if I wanted to.**

[asked of those who are currently employed or temporarily laid off due to COVID-19, BIPOC LGBTQI2S n=77, LGBTQI2S n=300; national n=868]

## Net Agreement

BIPOC LGBTQI2S = +35

LGBTQI2S = +26

National = +36

**BIPOC LGBTQI2S: 58% Agree**

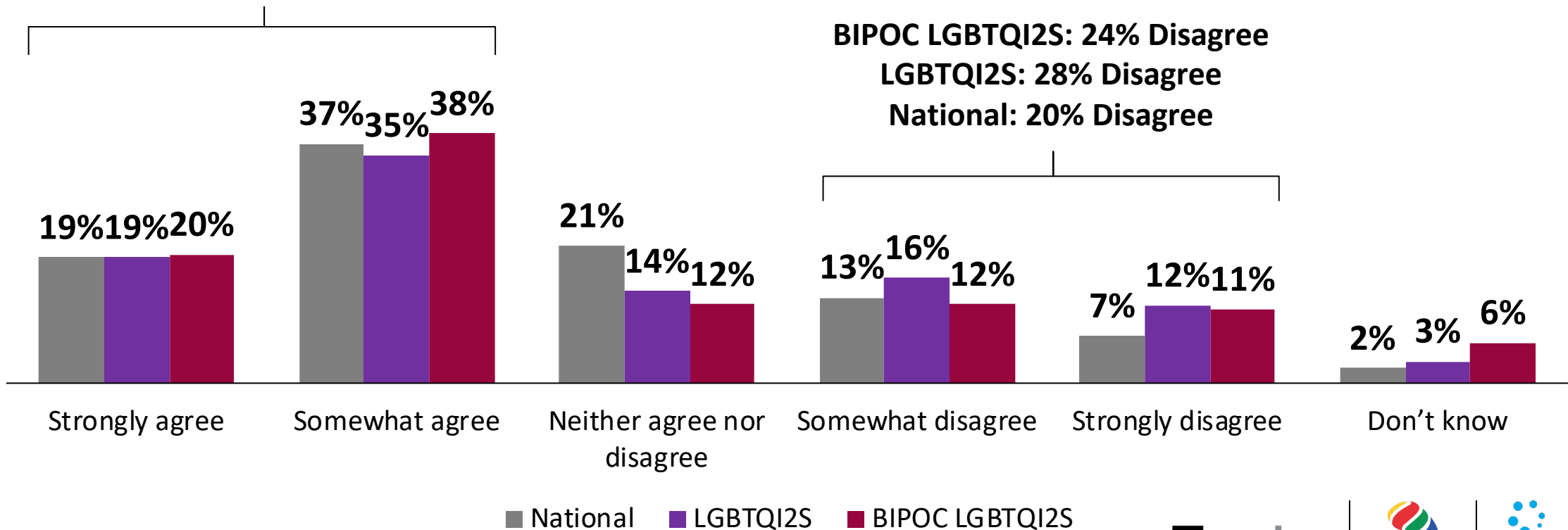
**LGBTQI2S: 54% Agree**

**National: 56% Agree**

**BIPOC LGBTQI2S: 24% Disagree**

**LGBTQI2S: 28% Disagree**

**National: 20% Disagree**



**Note:** A positive net score means agreement outweighed disagreement on this question.



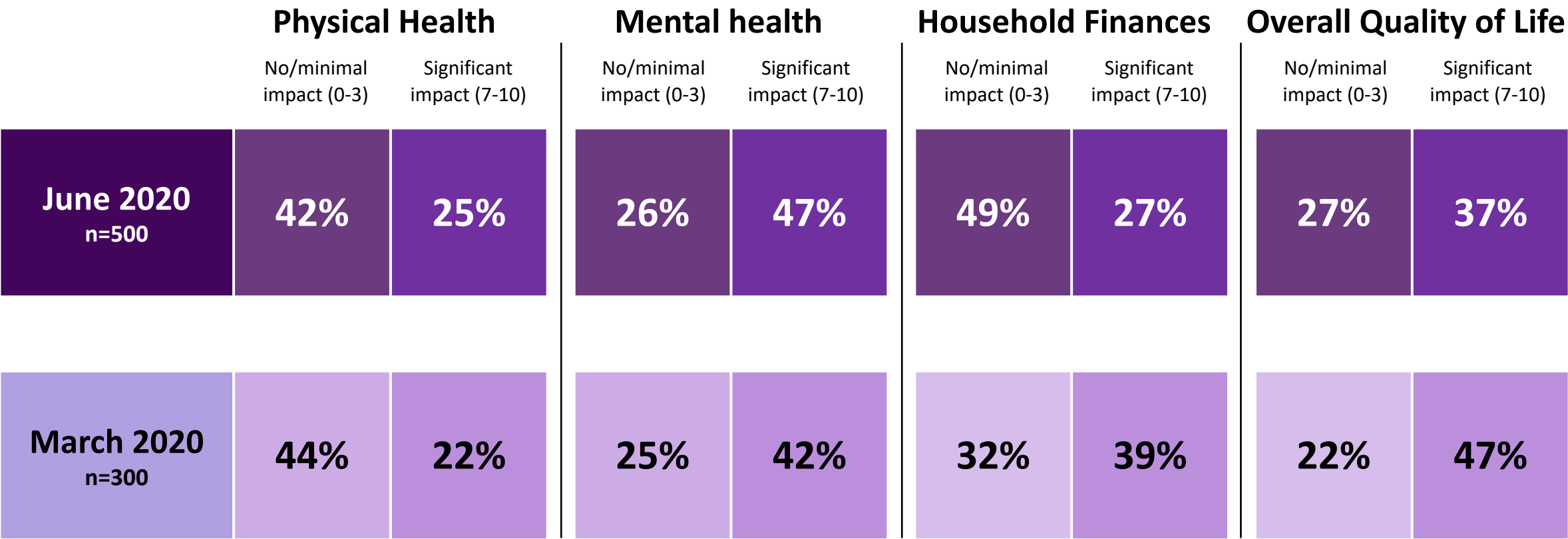
# Impact of COVID-19

On measures of physical and mental health, household finances, and overall quality of life, COVID-19 is having a significantly stronger negative impact on the LGBTQI2S community compared to national results. A greater proportion of LGBTQI2S members report having their own, or their family member's, job impacted.

# COVID Negative Impacts Present and Future | Tracking: Perceived negative mental health impacts have spiked by 5 pts since March



The COVID-19 outbreak has resulted in major changes [...]. Thinking about these changes as a whole, how much have they **negatively impacted** you personally in each of the following areas? Please answer from 0 to 10 where 0 means “No negative impact” and 10 means “Extremely negative”.  
[asked of all LGBTQI2S respondents]



**Note:** Scales collapsed, (4-6) not shown.

# COVID Negative Impacts: BIPOC LGBTQI2S report an even greater negative impact on physical health than the LGBTQI2S average

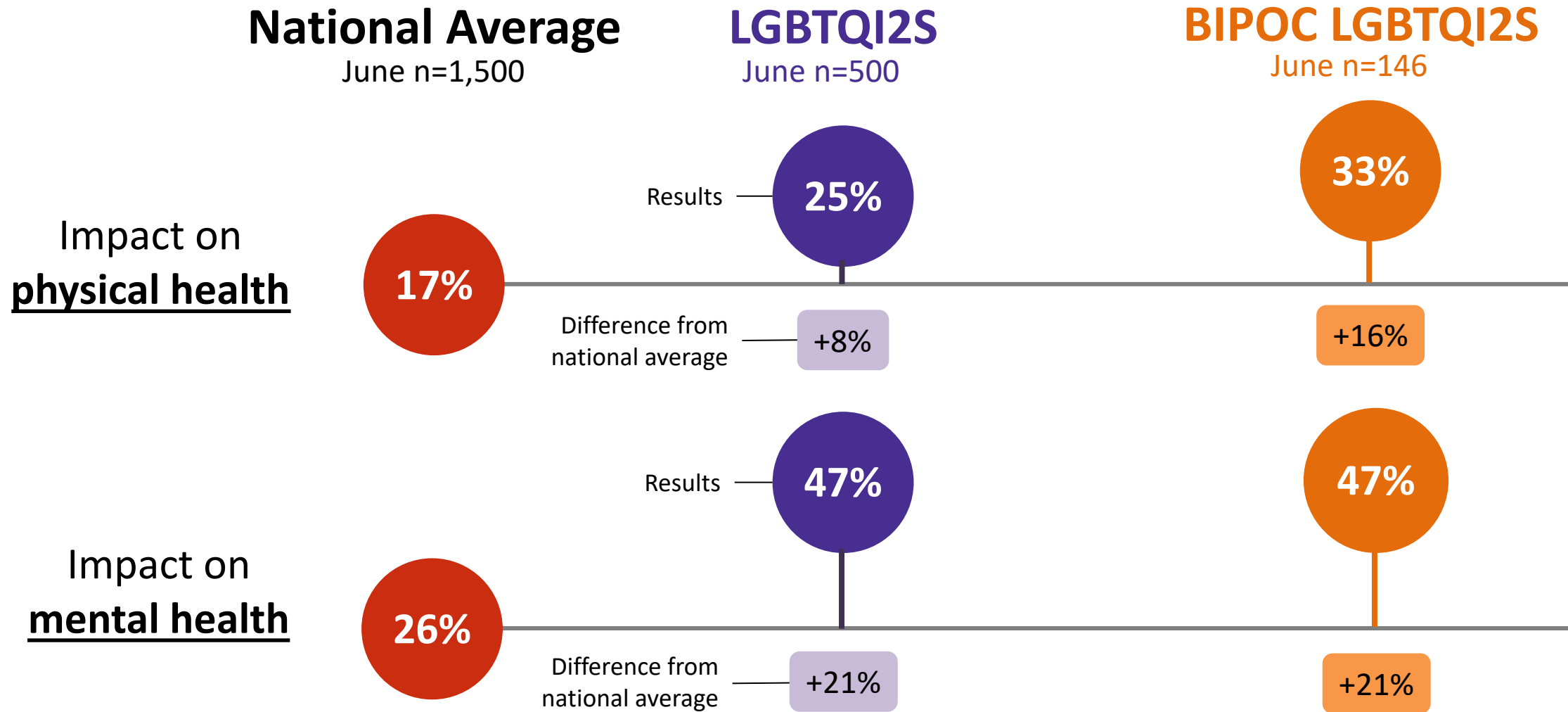


The COVID-19 outbreak has resulted in major changes [...]. Thinking about these changes as a whole, how much have they **negatively impacted** you personally in each of the following areas? Please answer from 0 to 10 where 0 means “No negative impact” and 10 means “Extremely negative”.  
[asked of all respondents]

	Physical Health		Mental health		Household Finances		Overall Quality of Life	
	No/minimal impact (0-3)	Significant impact (7-10)	No/minimal impact (0-3)	Significant impact (7-10)	No/minimal impact (0-3)	Significant impact (7-10)	No/minimal impact (0-3)	Significant impact (7-10)
National n=1,500	53%	17%	42%	26%	45%	25%	35%	29%
LGBTQI2S n=500	42%	25%	26%	47%	49%	27%	27%	37%
BIPOC LGBTQI2S n=146	40%	33%	29%	47%	43%	32%	31%	42%

**Note:** Scales collapsed, (4-6) not shown.

# Impact on Health: The negative impact of COVID-19 on the mental health of LGBTQI2S spikes by 21 points from the national average



**Note:** Percentages reflect those reporting significant negative impact (7-10).

# Impact on Finances and Quality of Life: Negative impact on the quality of life is 13 points higher for BIPOC LGBTQI2S than the average

## National Average

June n=1,500

## LGBTQI2S

June n=500

## BIPOC LGBTQI2S

June n=146

### Impact on household finances

25%

Results

27%

Difference from national average

+2%

32%

+7%

### Impact on quality of life

29%

Results

37%

Difference from national average

+8%

42%

+13%

**Note:** Percentages reflect those reporting significant negative impact (7-10).

# Direct Impact | Tracking: LGBTQI2S respondents report similar impacts in June compared to March 2020

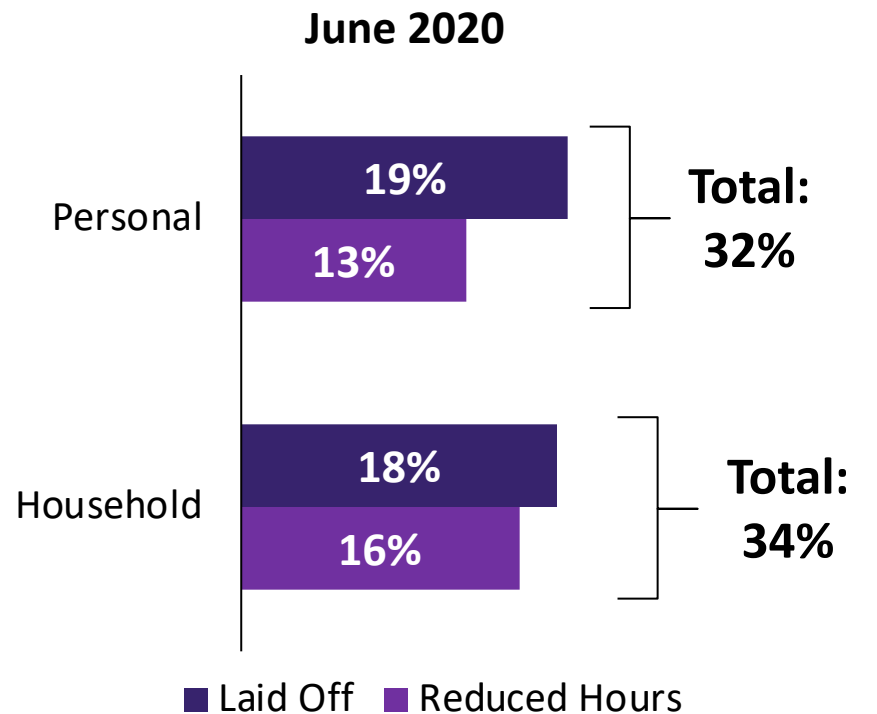


30

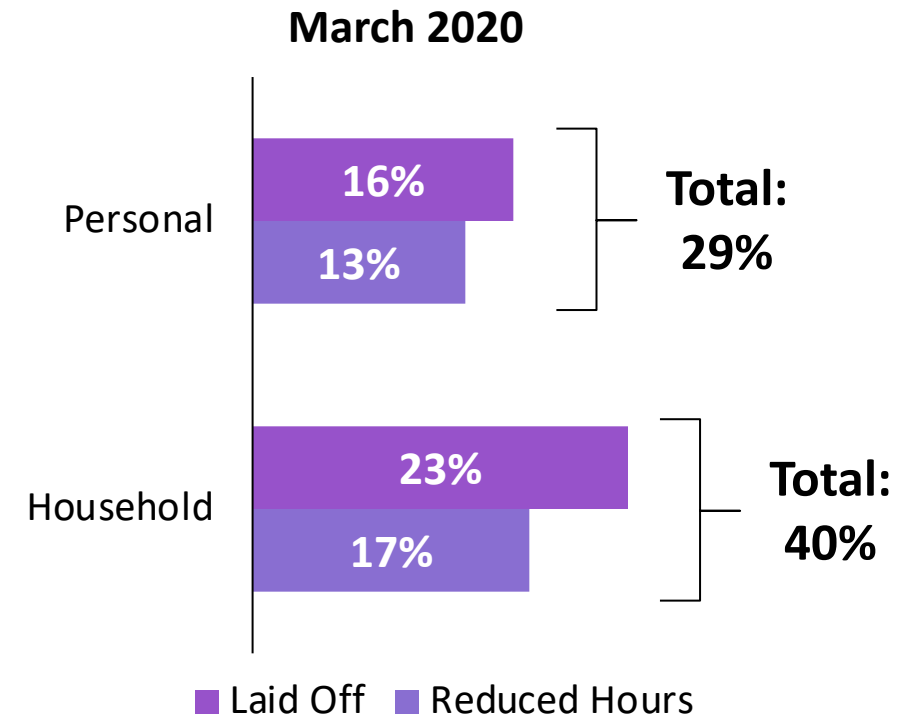


Have you, or has anyone in your household, experienced any of the following impacts on work as a result of the COVID-19 outbreak?

[all respondents; March n=300; June n=500]



In total, 52% of respondents say either they or someone in their household has had their job impacted.



In total, 53% of respondents say either they or someone in their household has had their job impacted.

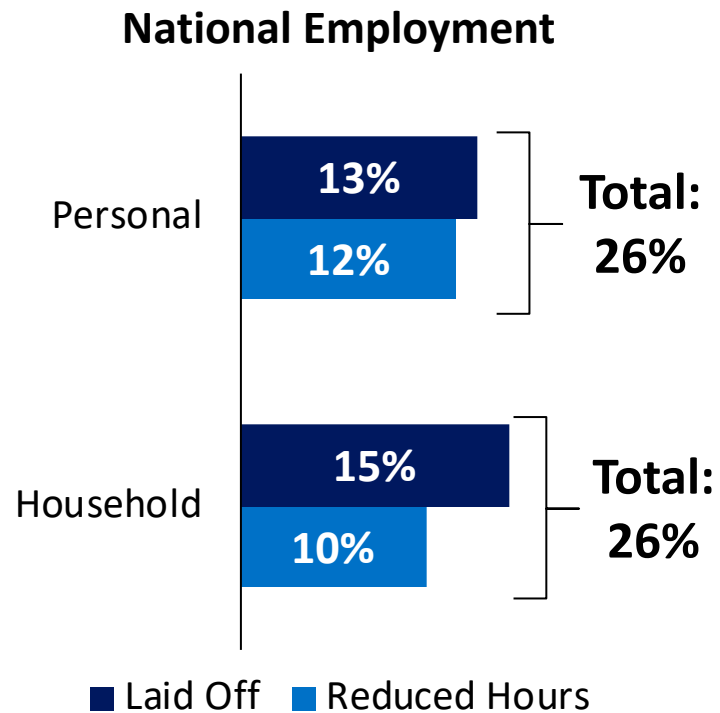
**Note:** The question allowed for multiple responses. Where respondents selected multiple, only their most extreme response is shown.

# Direct Impact: LGBTQI2S have been more affected by lay-offs and reduced hours than national respondents

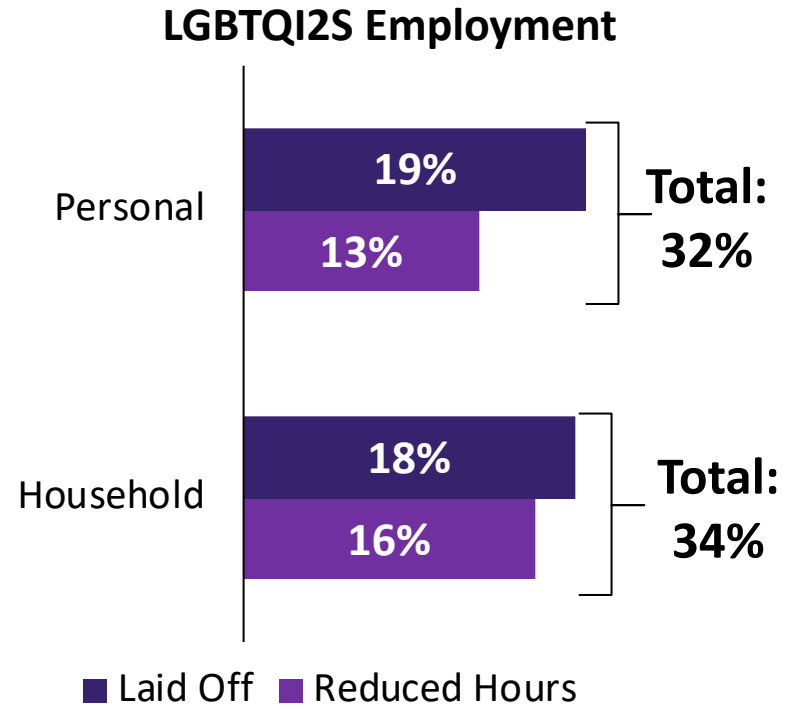


Have you, or has anyone in your household, experienced any of the following impacts on work as a result of the COVID-19 outbreak?

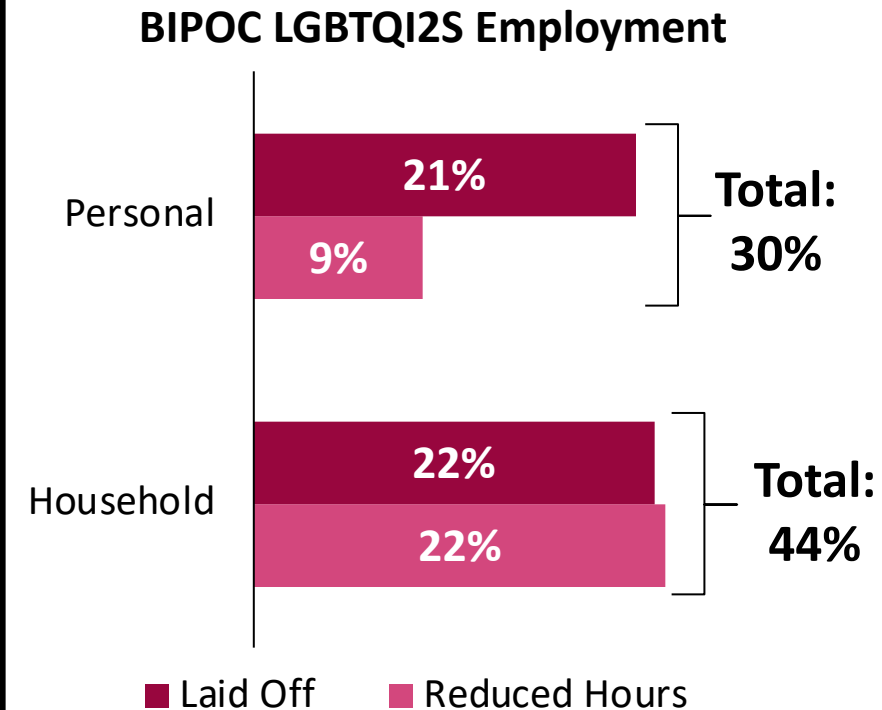
[all respondents; BIPOC LGBTQI2S n=146, LGBTQI2S n=500; national n=1,500]



In total, 43% of respondents say either they or someone in their household has had their job impacted.



In total, 52% of respondents say either they or someone in their household has had their job impacted.

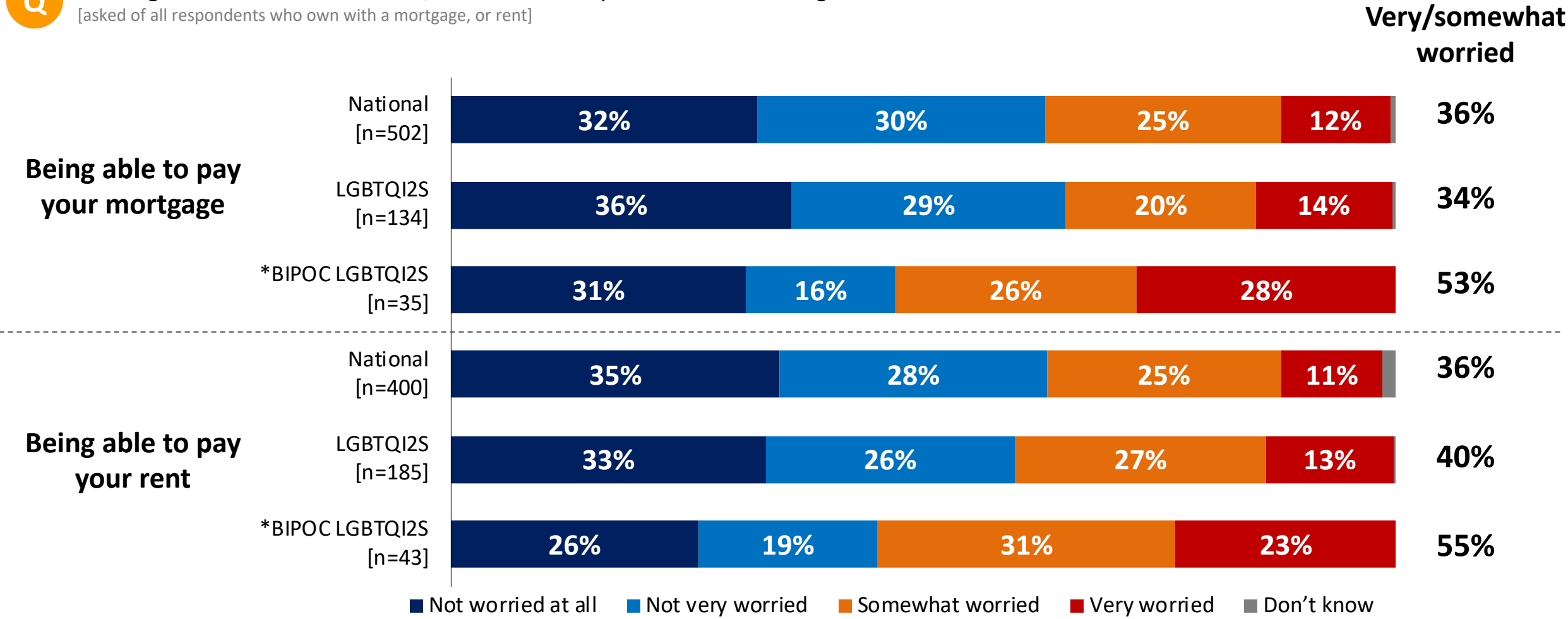


In total, 51% of respondents say either they or someone in their household has had their job impacted.

**Note:** The question allowed for multiple responses. Where respondents selected multiple, only their most extreme response is shown.

# Financial Worry: The BIPOC LGBTQI2S community reports being most worried about being able to pay their mortgage or rent

**Q** Thinking about the next few months, how worried are you about the following?  
[asked of all respondents who own with a mortgage, or rent]



**Note:** \*Small sample size, interpret results with caution.



# Methodology



# General Population Survey Methodology

The general population results are drawn from an online survey conducted between June 17<sup>th</sup> and June 30<sup>th</sup>, 2020.

**Method:** This online survey was conducted using INNOVATIVE's Canada 20/20 national research panel with additional respondents from Lucid, a leading provider of online sample. Each survey is administered to a series of randomly selected samples from the panel and weighted to ensure that the overall sample's composition reflects that of the actual Canadian population according to Census data to provide results that are intended to approximate a probability sample. This survey includes oversamples of BC, Alberta, Ontario, and Quebec to take a deeper look at these provinces.

**Sample Size:** n=2,322 general population, 18 years or older. The results are weighted to n=1,500 based on Census data from Statistics Canada.

**Field Dates:** June 17<sup>th</sup> to June 30<sup>th</sup>, 2020

**Weighting:** Results for Canada are weighted by age, gender, and region to ensure that the overall sample's composition reflects that of the actual population according to Census data; in order to provide results that are intended to approximate a probability sample. Weighted and unweighted frequencies are reported in the table.

**Margin of Error:** This is a representative sample. However, since the online survey was not a random probability based sample, a margin of error cannot be calculated. Statements about margins of sampling error or population estimates do not apply to most online panels.

**Note:** Graphs may not always total 100% due to rounding values rather than any error in data. Sums are added before rounding numbers.

*This survey looked in-depth at a number of topics, and we will be releasing more results in the coming weeks. This release focuses on a few key topics, but the full questionnaire is provided as an appendix.*

	Unweighted (n)	Unweighted (%)	Weighted (n)	Weighted (%)
<b>Men 18-34</b>	282	12.1%	206	13.7%
<b>Men 35-54</b>	312	13.4%	250	16.7%
<b>Men 55+</b>	600	25.8%	272	18.1%
<b>Women 18-34</b>	313	13.5%	204	13.6%
<b>Women 35-54</b>	349	15.0%	261	17.4%
<b>Women 55+</b>	466	20.1%	306	20.4%
<b>BC</b>	397	17.1%	202	13.5%
<b>Alberta</b>	352	15.2%	175	11.6%
<b>Prairies</b>	97	4.2%	102	6.8%
<b>Ontario</b>	958	41.3%	575	38.4%
<b>Quebec</b>	368	15.8%	346	23.1%
<b>Atlantic</b>	150	6.5%	100	6.6%

# LGBTQI2S Survey Methodology

The LGBTQI2S results are drawn from the LGBTQI2S subsample of the general population survey, with additional respondents recruited from online advertisements on Facebook and Instagram.

**Method:** This online survey was conducted using INNOVATIVE’s Canada 20/20 national research panel with additional respondents from Lucid, a leading provider of online sample. Each survey is administered to a series of randomly selected samples from the panel. Additional respondents were recruited from online advertisements on Facebook and Instagram.

Respondents were weighted using data from Statistics Canada on the distribution of heterosexual and non-heterosexual Canadians as an approximation of the distribution of LGBTQI2S Canadians to provide results that are intended to approximate a probability sample.

**Sample Size:** n=689 LGBTQI2S, 18 years or older. The results are weighted to n=500 based on data from Statistics Canada.

**Field Dates:** June 17<sup>th</sup> to June 30<sup>th</sup>, 2020

**Weighting:** Results for Canada are weighted by sexual orientation within age and gender identity and sexual orientation by region to ensure that the overall sample’s composition reflects that of the actual population according to the 2016 General Social Survey data from Statistics Canada; in order to provide results that are intended to approximate a probability sample. Population data on gender identity is not available for non-binary Canadians and so those respondents are weighted based only on region. Weighted and unweighted frequencies are reported in the table.

**Margin of Error:** This is a representative sample. However, since the online survey was not a random probability based sample, a margin of error cannot be calculated. Statements about margins of sampling error or population estimates do not apply to most online panels.

	Unweighted (n)	Unweighted (%)	Weighted (n)	Weighted (%)
18-34	412	59.8%	233	46.6%
35-54	193	28.0%	133	26.5%
55+	84	12.2%	134	26.9%
Man	284	41.2%	210	42.0%
Woman	308	44.7%	281	56.3%
Non-binary	97	14.1%	9	1.7%
BC	93	13.5%	112	22.4%
Alberta	85	12.3%	79	15.8%
Prairies	41	6.0%	30	5.9%
Ontario	293	42.5%	165	32.9%
Quebec	116	16.8%	79	15.7%
Atlantic	61	8.9%	36	7.2%

The logo for Egale, featuring the word "Egale" in a white, sans-serif font. The letter "E" is stylized with a horizontal bar that extends to the left.

For more information, please contact:

## **Jason Lockhart**

Vice President, INNOVATIVE

(416) 642-7177

[jlockhart@innovativeresearch.ca](mailto:jlockhart@innovativeresearch.ca)

## **Helen Kennedy**

Executive Director, Egale Canada

(416) 270-1999

[hkennedy@egale.ca](mailto:hkennedy@egale.ca)

## **Jennifer Boyce**

Communications Director, Egale Canada

(647) 404-7156

[communications@egale.ca](mailto:communications@egale.ca)