

Quebec Politics in the time of COVID-19: July 2020 update

Public Opinion Research
Release Date: July 29, 2020
Field Dates: July 14, 2020 to July 20, 2020

Quebec Politics in the time of COVID-19

The COVID-19 outbreak has set off a series of changes in the Canadian political landscape. Since June, attitudes in Quebec are largely holding steady. This includes favourability of Legault and his wide lead over other party leaders as the best option for Premier of Quebec. When it comes to leadership attributes, Legault ranks as the best on all positive attributes such as 'strong leadership', 'competent', and 'represents positive change'. Legault and the CAQ now have an 8-point lead over the Liberals when it comes to vote.

Today, INNOVATIVE is releasing results from our July 2020 Canada This Month survey. This online survey was in field from July 14th to July 20th with a weighted sample size of 500 Quebec residents. Detailed methodology is provided in the appendix.

This report covers key results on how those from Quebec are rating their government's handling of the COVID-19 outbreak and the impacts that is having on more general government approval and provincial vote choice.

Government Approval

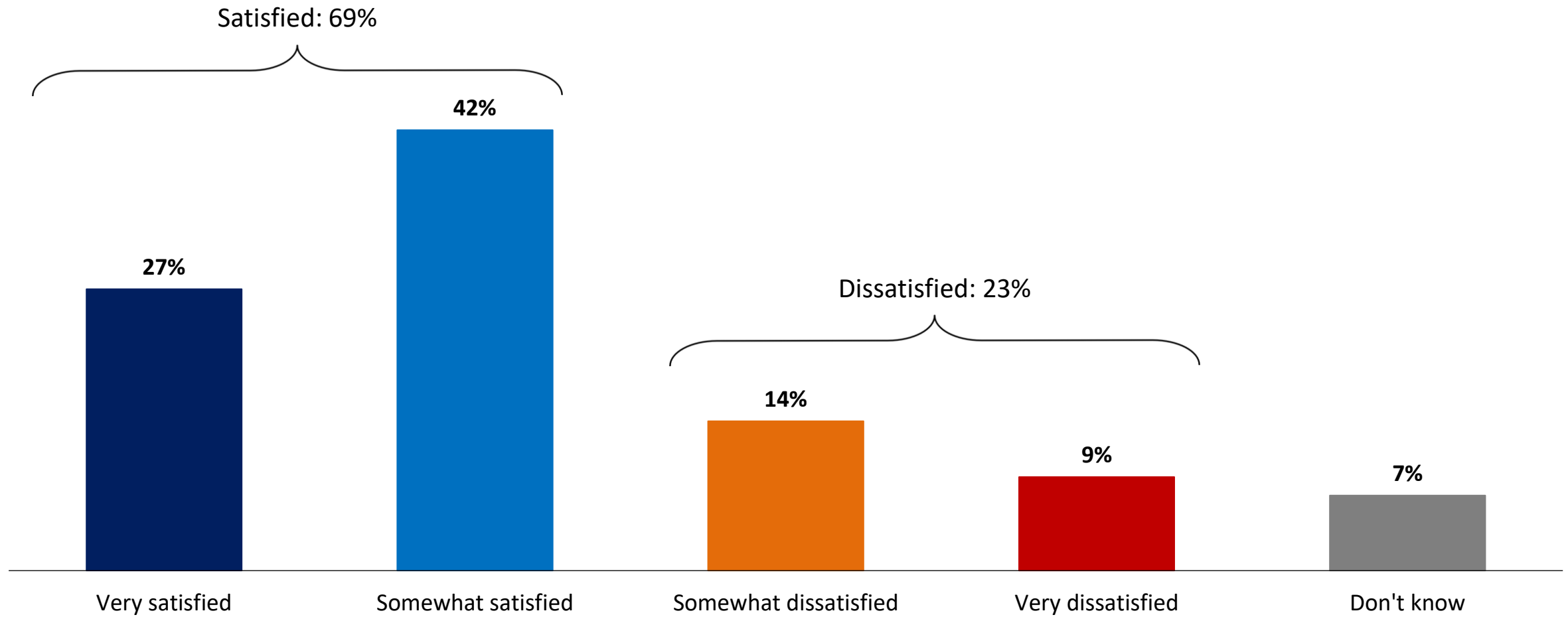
Quebecers are steady on the share who say they approve of the gov'ts handling of COVID-19, with a large majority continuing to approve. General satisfaction with the government remains high and steady since last month.

Quebec Mood: 7-in-10 (69%) are satisfied with the performance of the QC government while only 1-in-4 (23%) are dissatisfied



Generally speaking, how satisfied are you with the performance of the PROVINCIAL government in Quebec? Would you say you are...?

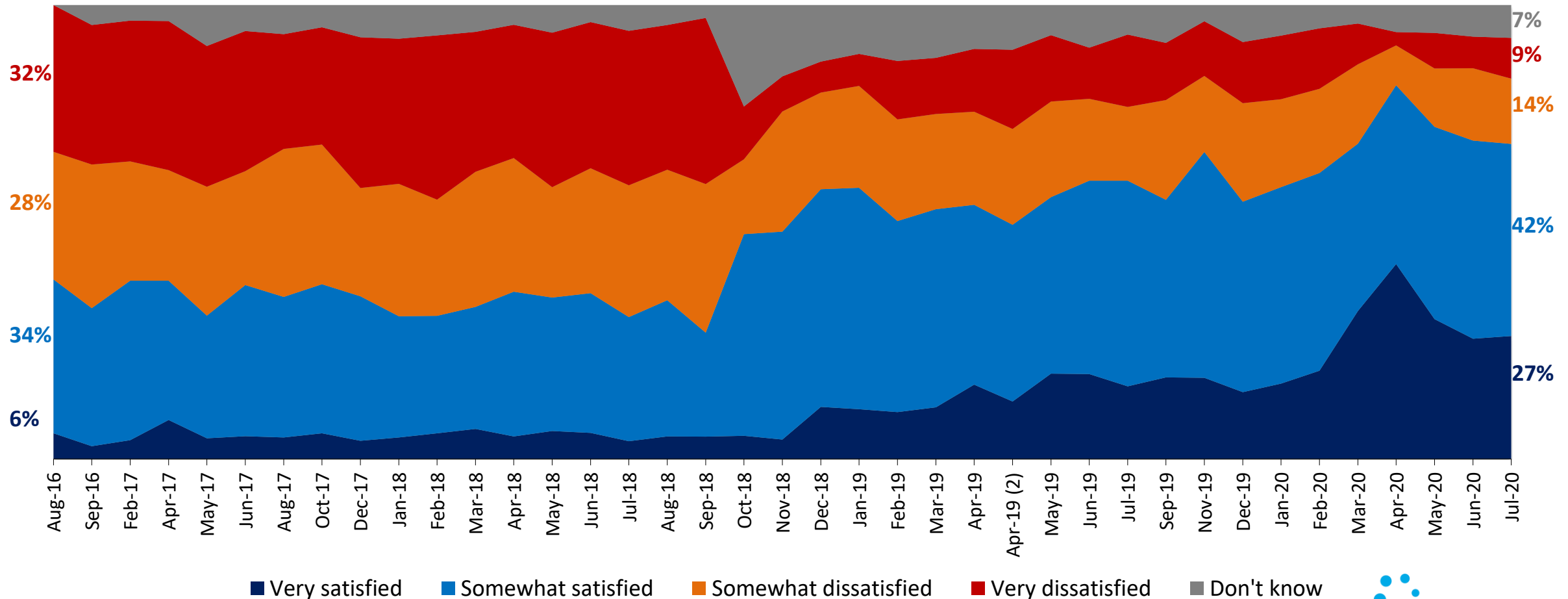
[asked of all respondents; n=500]



Quebec Mood Tracking: Those saying they are satisfied with the performance of the QC government is steady since June



Generally speaking, how satisfied are you with the performance of the PROVINCIAL government in Quebec? Would you say you are...?
[asked of all respondents; n=500]

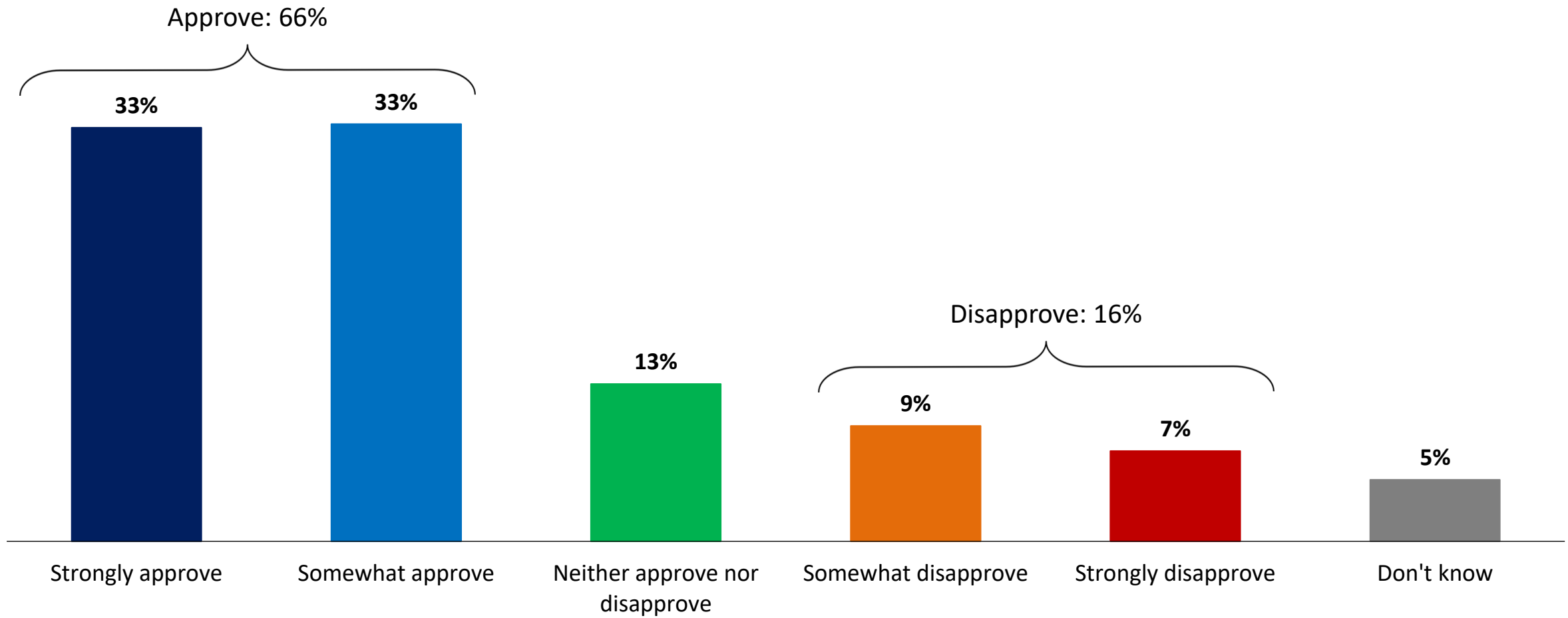


COVID-19 Handling: When it comes to COVID-19, 2-in-3 (66%) approve of the provincial gov'ts handling of the outbreak



Do you approve or disapprove of the way the Quebec Government has handled the outbreak of COVID-19?

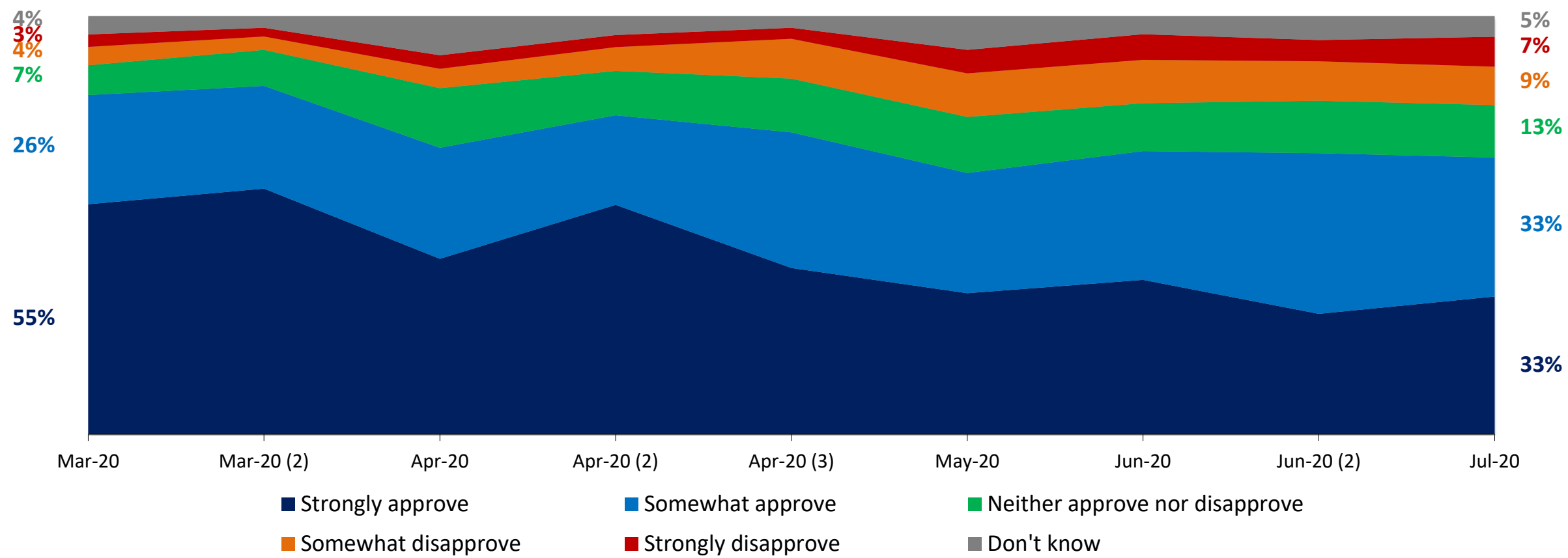
[asked of all respondents; n=500]



COVID-19 Handling Tracking: Compared to late June, those saying they approve of the QC gov'ts handling of the outbreak is steady



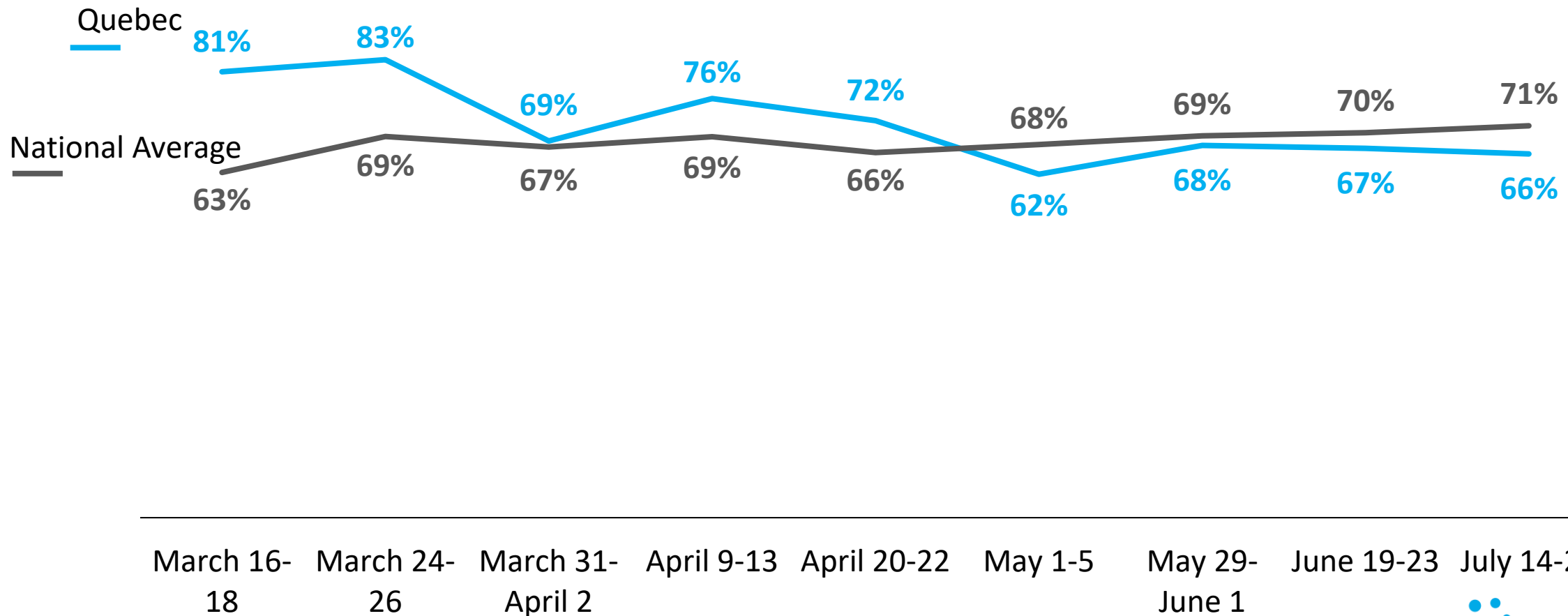
Do you approve or disapprove of the way the Quebec Government has handled the outbreak of COVID-19?
[asked of all respondents; n=500]



COVID-19 Handling Tracking: The Quebec government is directionally below the provincial average now by 5 points

% who approve of provincial government's handling of COVID-19 outbreak: Quebec Vs. National Average

[asked of all respondents; n=500]



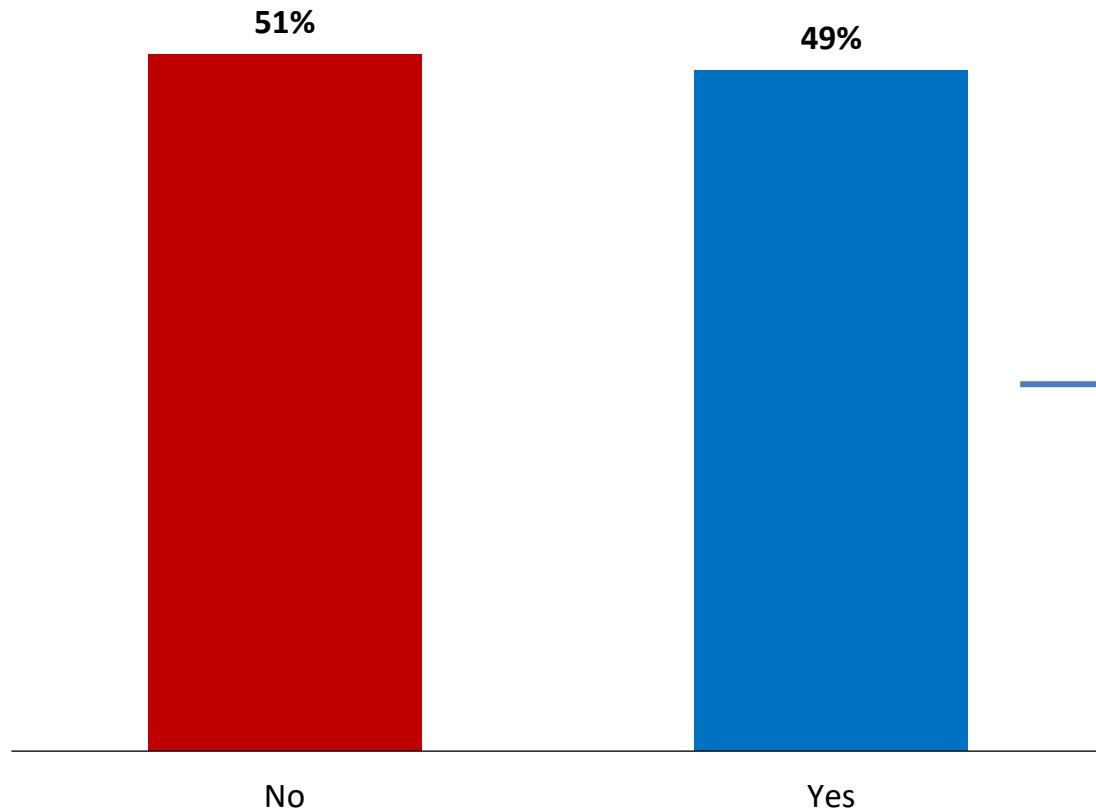
Read, Seen, Heard

The share of respondents who recall hearing something about Legault in the last few days is steady compared to June, and a majority of those who recall something say they felt more favourable towards him.

Quebec Read, Seen, Heard: About half (49%) have heard something about Legault, and most who did were left more favourable

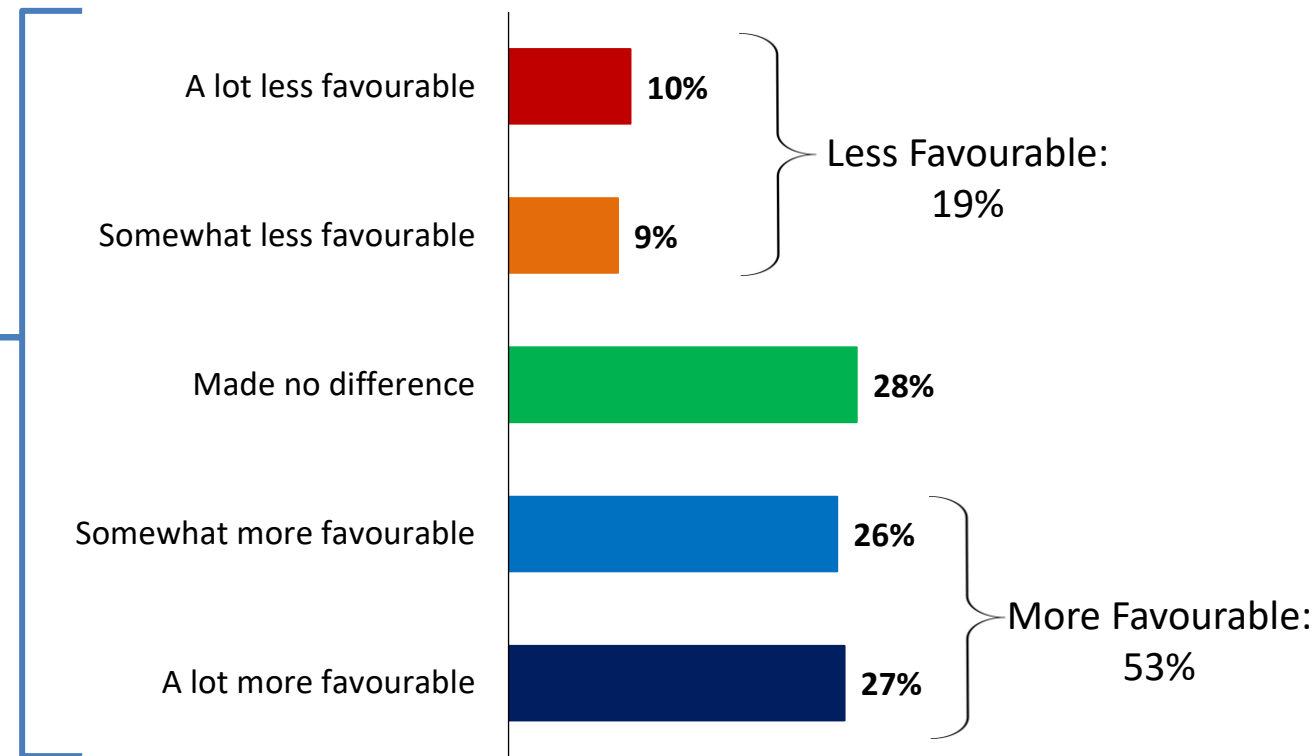
Q Have you read, seen or heard anything about Francois Legault in the last few days?

[Asked of those who have RSH; n=500]



Q Did what you read, see or hear leave you feeling a lot more favourable, somewhat more favourable, somewhat less favourable or a lot less favourable towards Francois Legault, or did it make no difference?

[Asked of those who have RSH; n=247]

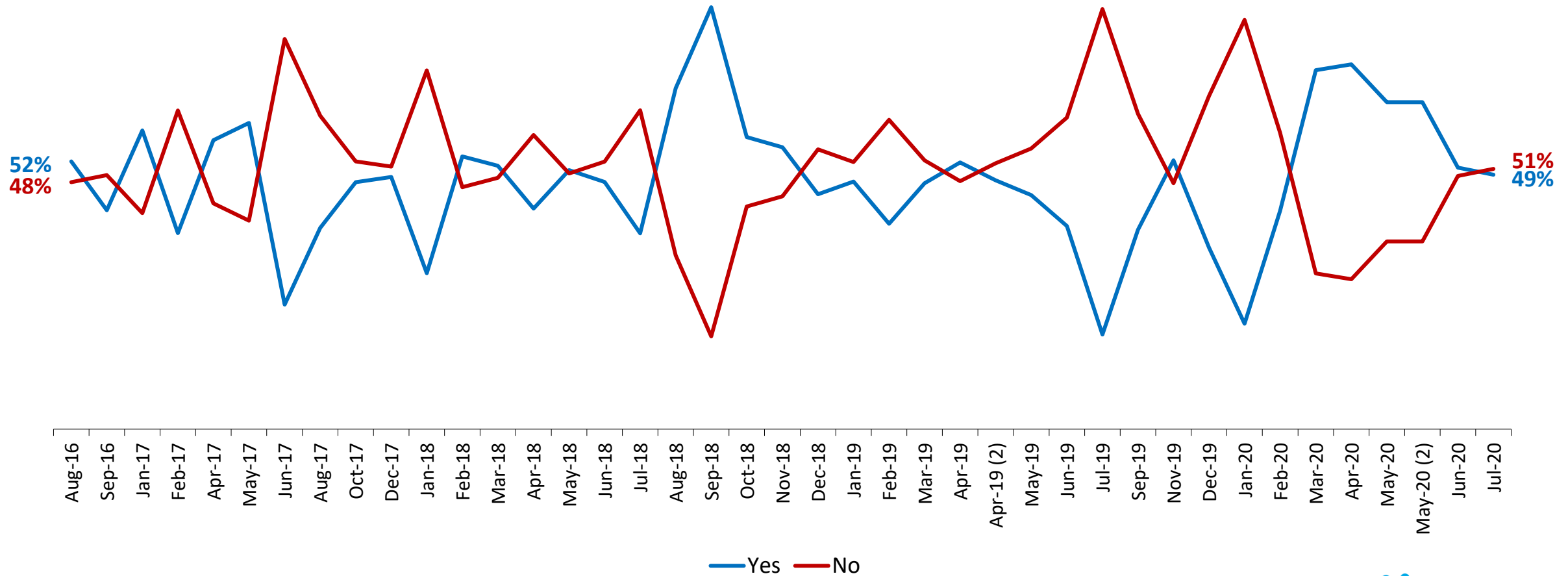


Read, Seen, Heard Tracking: Those saying they read, saw, or heard something about Legault is mostly steady since June



Have you read, seen or heard anything about Francois Legault in the last few days?

[asked of all respondents; n=500]



Note: Don't know not shown.

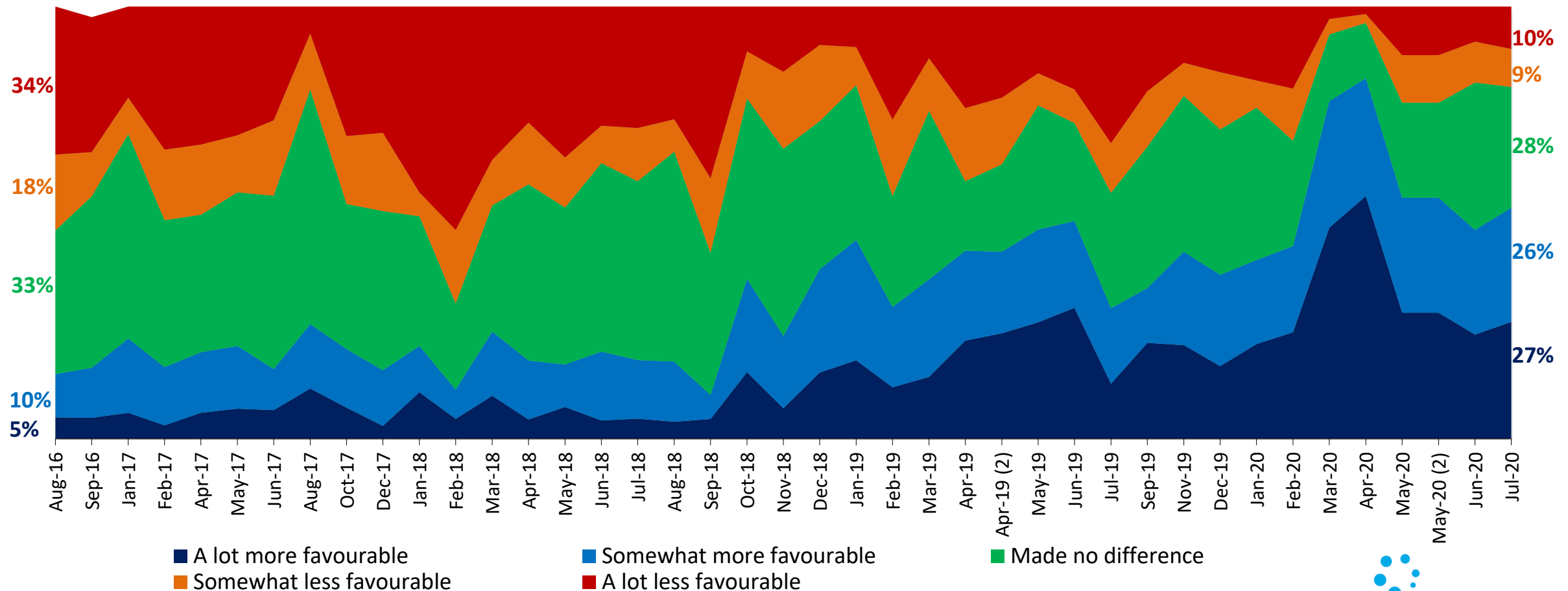
Current data: July 2020

Quebec Read, Seen, Heard, Impact Tracking: The share saying they were left more favourably is up 5 points directionally since June



Did what you read, see or hear leave you feeling a lot more favourable, somewhat more favourable, somewhat less favourable or a lot less favourable towards Francois Legault, or did it make no difference?

[asked of those who have RSH; n=247]



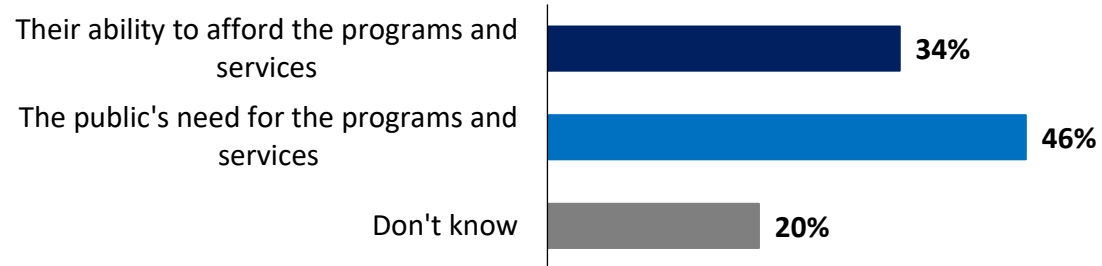
We group individuals into segments based on key political and economic values and attitudes

We use these segments throughout the remainder of the report to further analyze vote and leadership results.

Core Political Values: A plurality of Quebecers (47%) believe the provincial gov't should listen to experts when it comes to policy

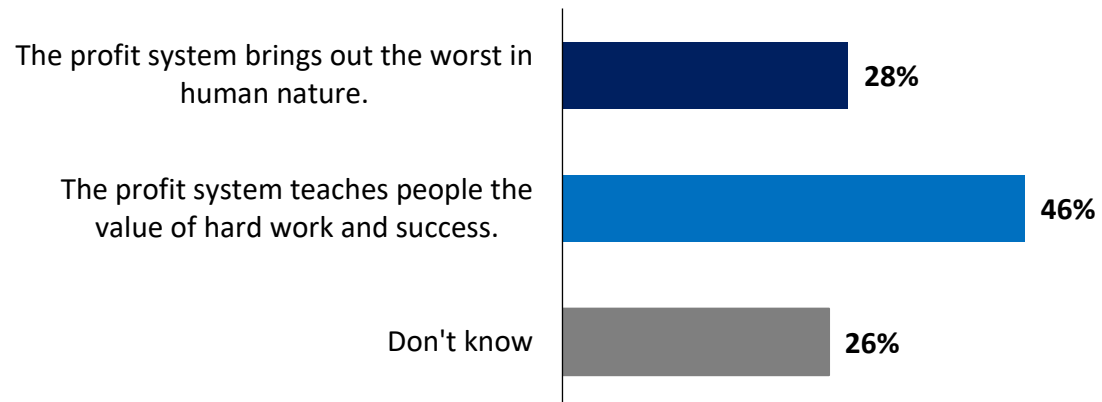
Q Now we would like to ask a few questions about basic values and society...When governments make major decisions concerning spending on programs and services, do you think they should be basing their decisions mainly on...?

[asked of all respondents; n=500]



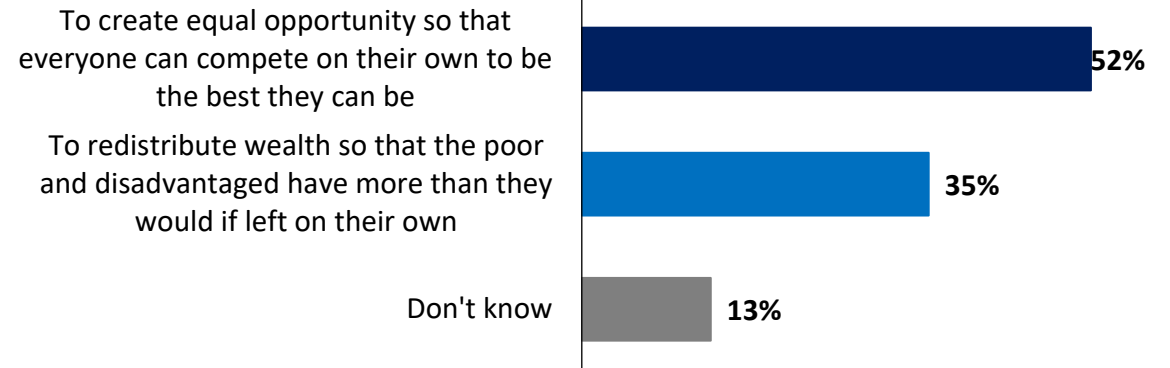
Q Which of the following statements comes closest to your view?

[asked of all respondents; n=500]



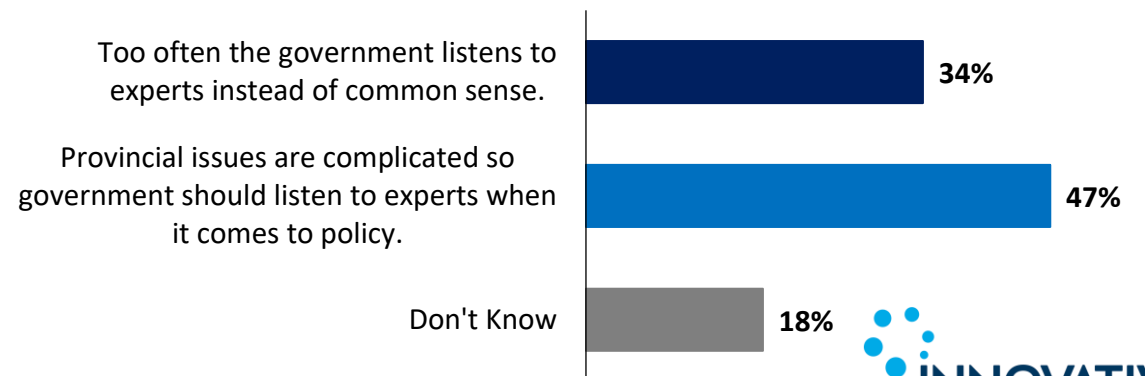
Q Is the main role of government to...?

[asked of all respondents; n=500]



Q When it comes to government decision making, which of the following statements is closest to your view?

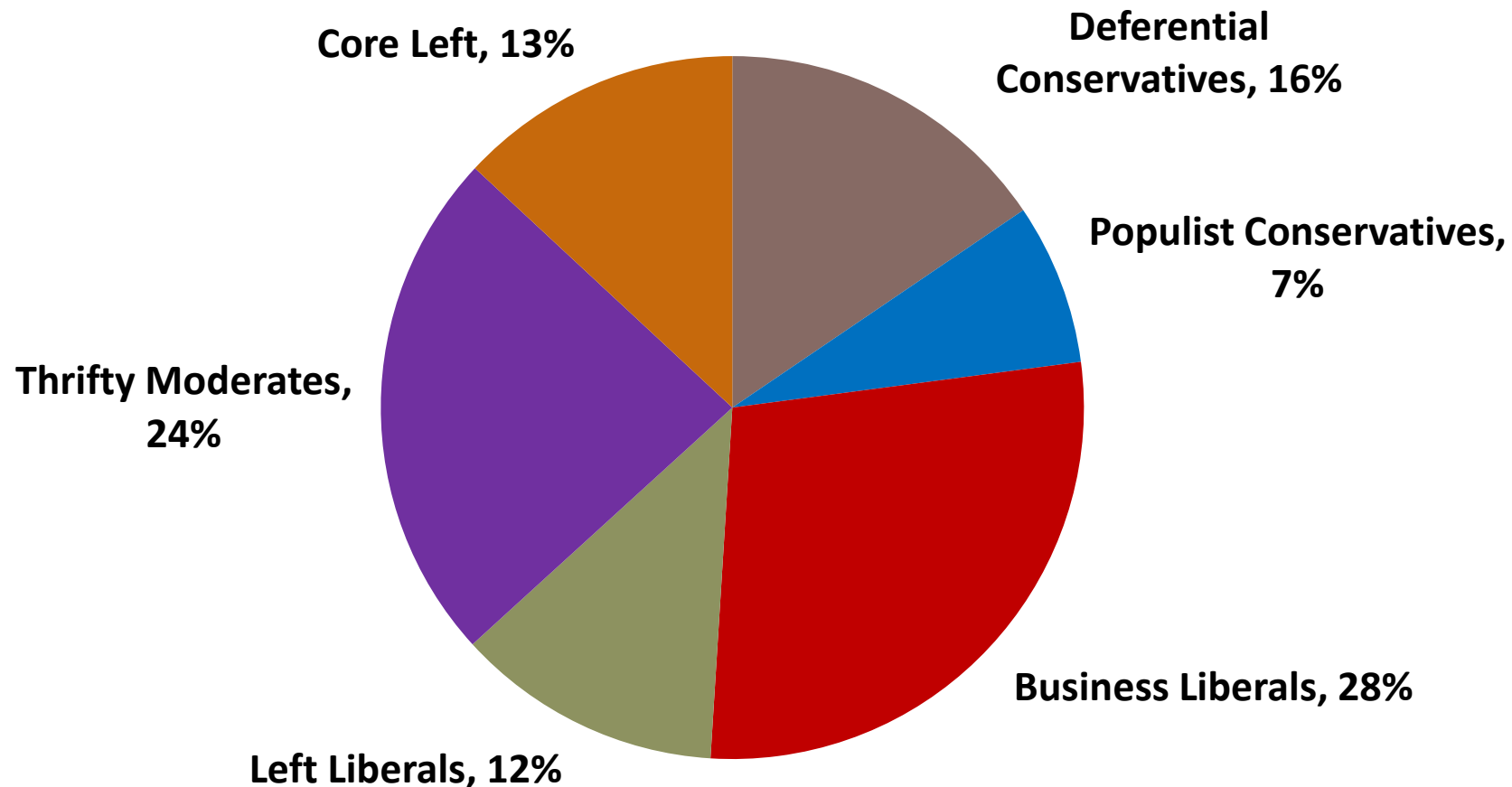
[asked of all respondents; n=500]



Value Clusters: A majority of Quebec respondents are Business Liberals (28%) or Thrifty Moderates (24%)

Value Clusters: Clusters are based on 4 basic values: equal opportunity versus redistribution; trust in the profit system; whether spending should be based on ability to afford or public need; and whether government should listen to experts or common sense.

[asked of all respondents; n=500]



Defining Value Clusters: Liberal clusters split on the role of the profit system, Conservative clusters split on deference towards authority

Core Political Values by Value Clusters

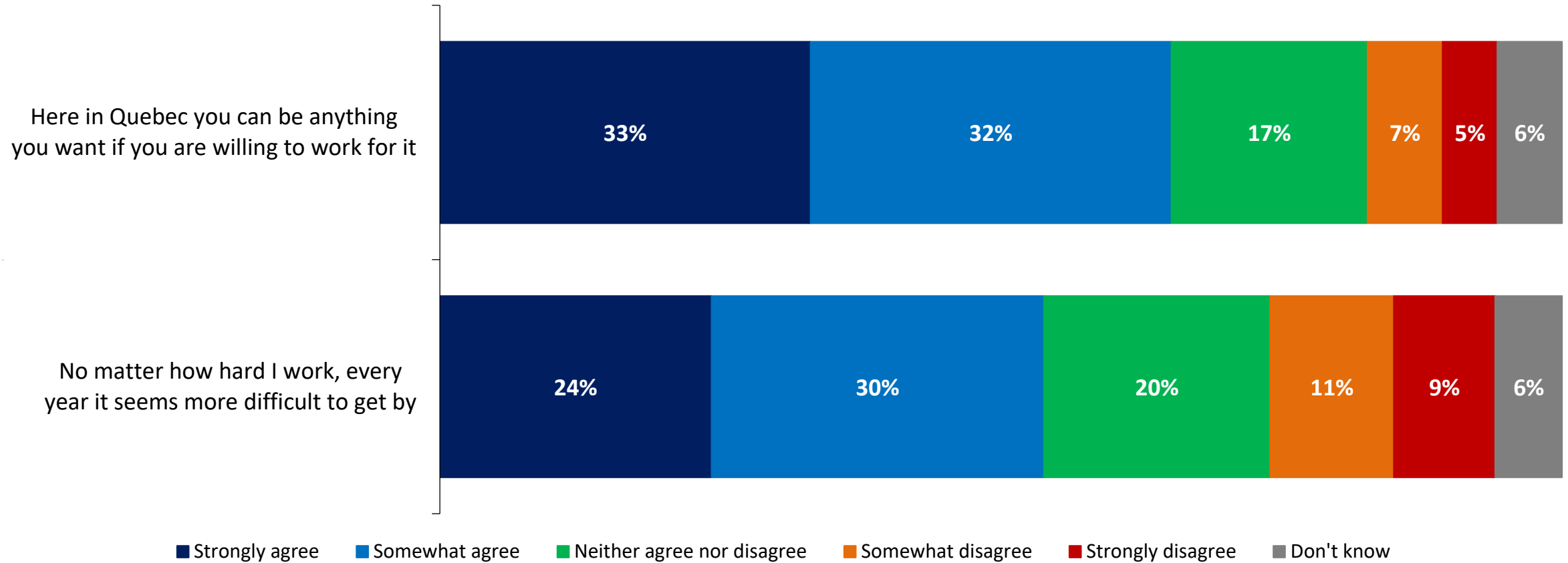
Column %		Deferential Conservatives	Populist Conservatives	Business Liberals	Left Liberals	Thrifty Moderates	Core Left
Governments should base decisions on...	Ability to afford	80%	85%	0%	0%	64%	0%
	Public Need	0%	0%	93%	84%	0%	73%
Is the main role of government to .?	Create equal Opportunity	68%	97%	58%	99%	24%	0%
	Redistribute wealth	24%	0%	34%	0%	38%	99%
When it comes to government decision making...	Rely on common sense	0%	100%	30%	41%	41%	30%
	Listen to experts	93%	0%	56%	38%	24%	53%
The profit system...	Brings out the worst in human nature	0%	0%	0%	67%	48%	65%
	Teaches value of hard work and success	79%	72%	92%	0%	10%	0%

Segmentation Attitudes: A majority agree that in Quebec you can be anything you want if you're willing to work for it



Do you agree or disagree with the following statements?

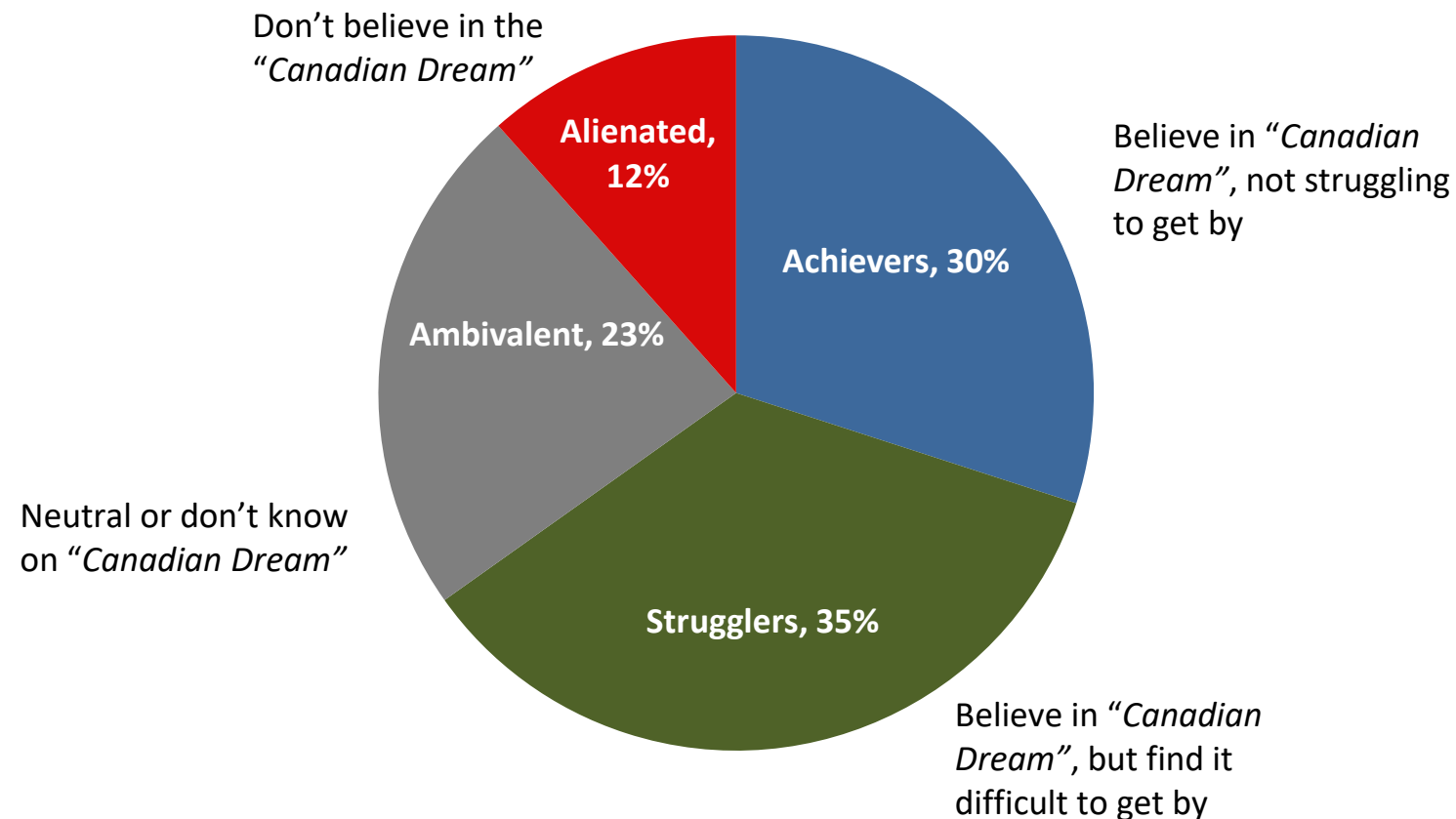
[asked of all respondents; n=500]



Economic Gap Segmentation: A majority of Quebecers are either Dream Strugglers (35%) or Dream Achievers (30%)

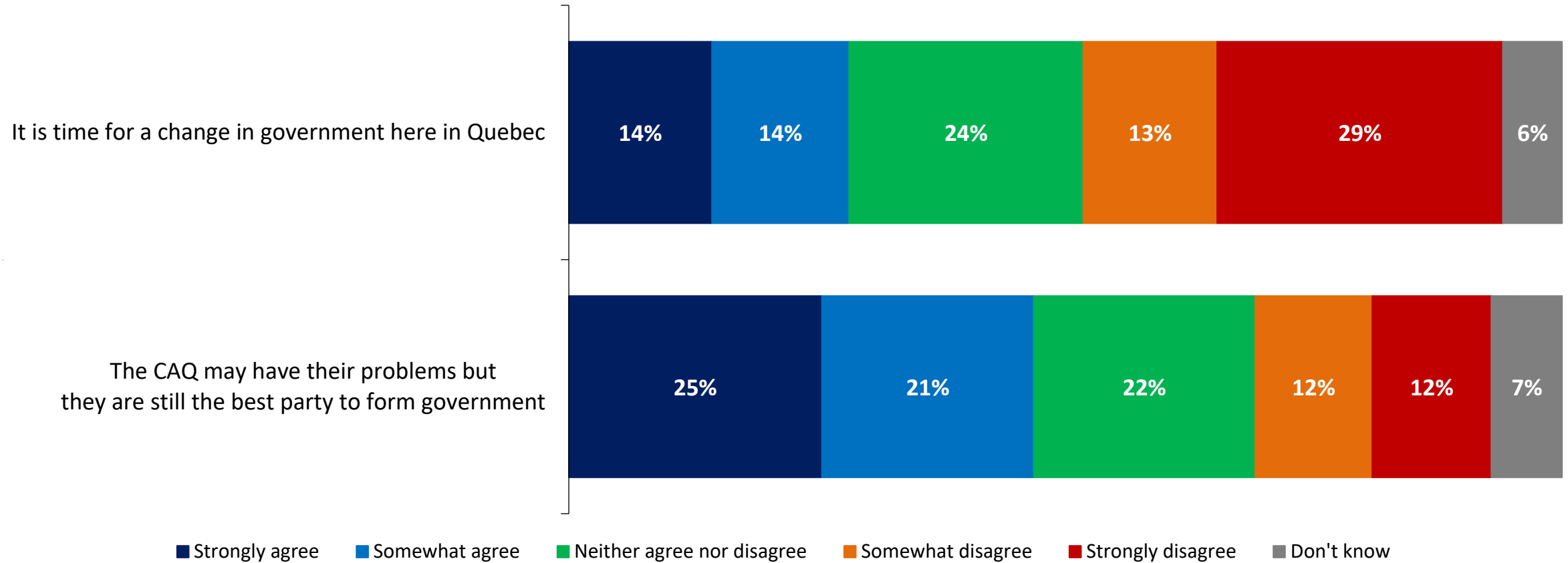
Gap segmentation: Agree with 'Here in Quebec you can be anything you want if you are willing to work for it' ("*the Canadian Dream*") BY Agree with 'No matter how hard I work, every year it seems more difficult to get by'.

[asked of all respondents; n=500]



Time for Change Attitudes: Only 3-in-10 (28%) believe that it's time for a change in gov't in Quebec

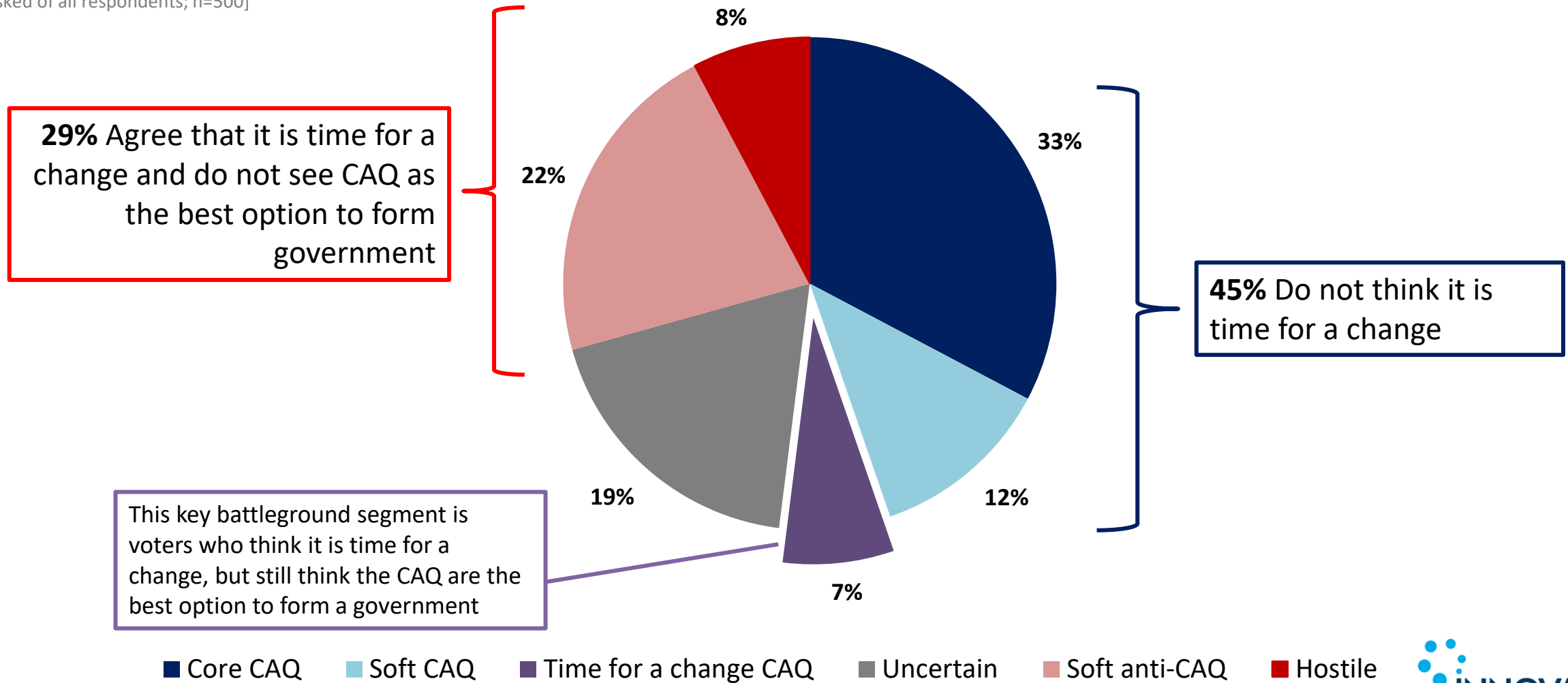
Q Do you agree or disagree with the following statements? -
[asked of all respondents; n=500]



Time for Change Segmentation: 29% think it's time for a change of gov't in Quebec and don't see the CAQ as the best party to form gov't

Time for Change segmentation: Agree with 'The CAQ may have their problems but they are still the best party to form government' BY Agree with 'It is time for a change in government here in Quebec'.

[asked of all respondents; n=500]



Leadership

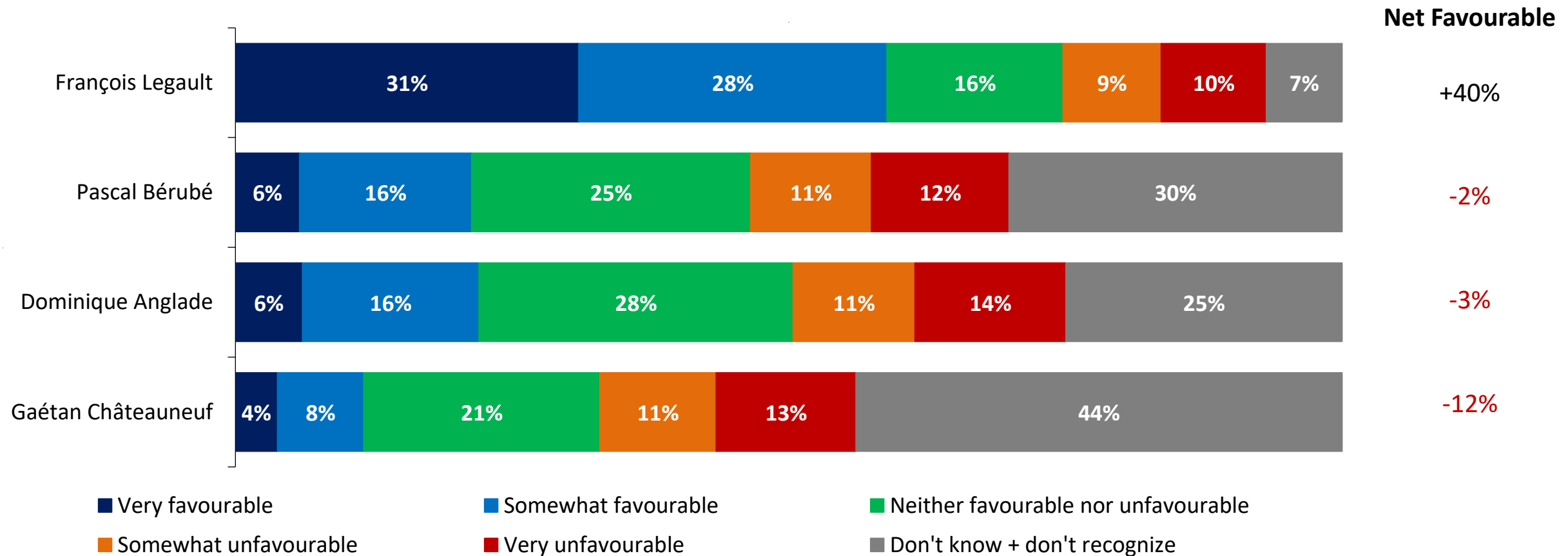
Legault continues to enjoy his wide lead over other leaders on favourability and who would make the best premier of Quebec. He also leads by a wide margin on every positive leader attribute tested.

Leader Favourables: Legault is far ahead of other leaders when it comes to favourability



Below are the names of several individuals who have been mentioned in the news recently. For each one, please indicate whether you have heard of that person and, if so, whether you have a very favourable, somewhat favourable, neither favourable or unfavourable, somewhat unfavourable or very unfavourable impression of that person. If you do not recognize the name, just indicate.

[asked of all respondents; n=500]

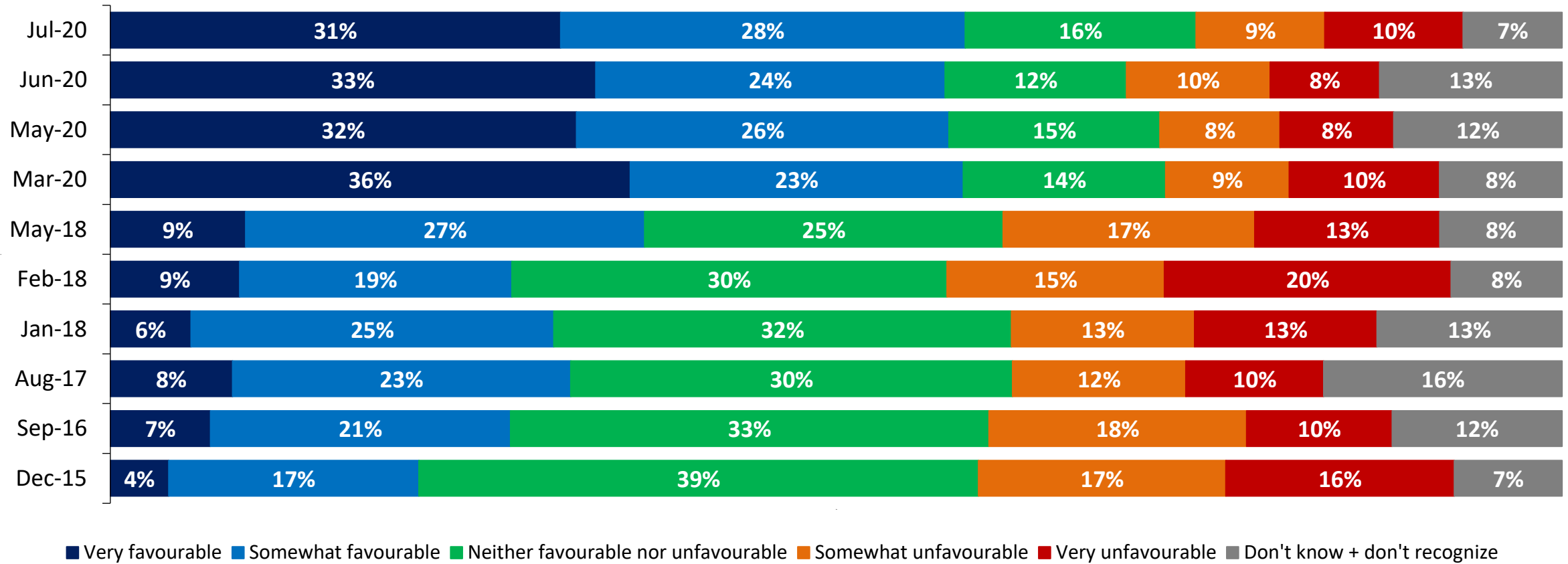


François Legault Favourability: Legault continues to enjoy his bump in favourability that began at the onset of the outbreak of COVID-19



Below are the names of several individuals who have been mentioned in the news recently. For each one, please indicate whether you have heard of that person and, if so, whether you have a very favourable, somewhat favourable, neither favourable or unfavourable, somewhat unfavourable or very unfavourable impression of that person. If you do not recognize the name, just indicate.

[asked of all respondents; n=500]

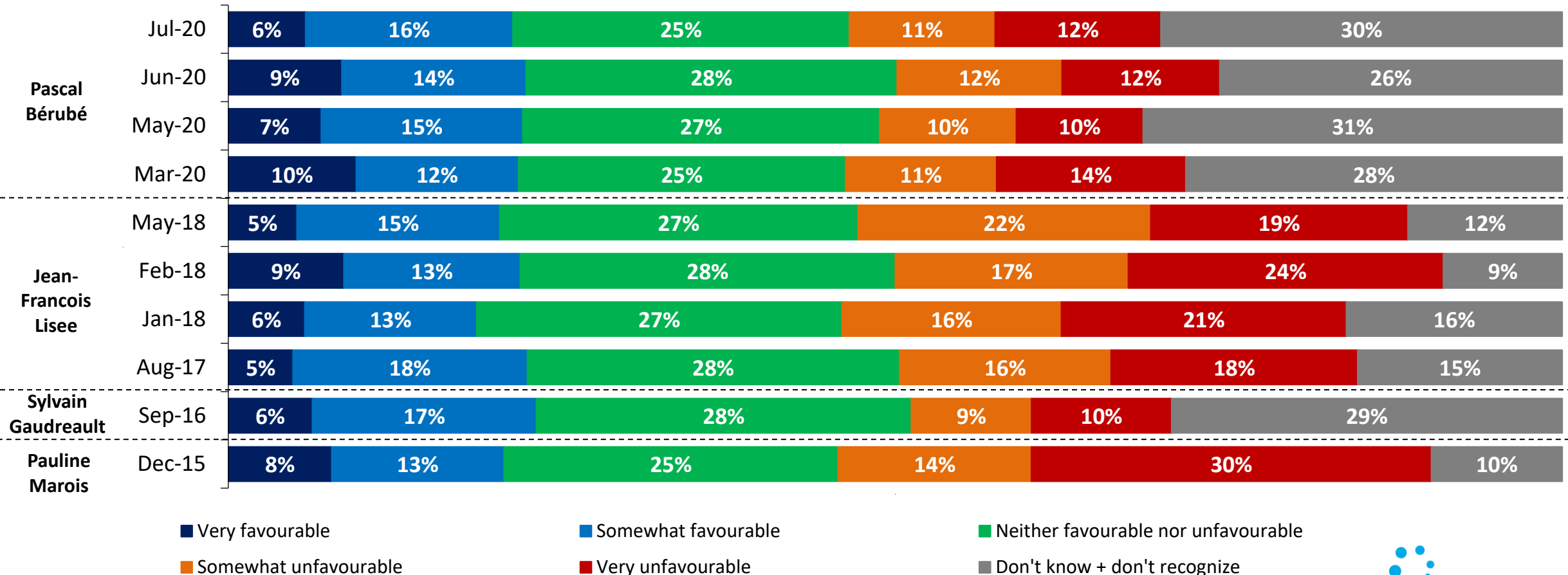


Pascal Bérubé Favourability: Those saying they are favourable towards Bérubé remains steady since June at 21%



Below are the names of several individuals who have been mentioned in the news recently. For each one, please indicate whether you have heard of that person and, if so, whether you have a very favourable, somewhat favourable, neither favourable or unfavourable, somewhat unfavourable or very unfavourable impression of that person. If you do not recognize the name, just indicate.

[asked of all respondents; n=500]

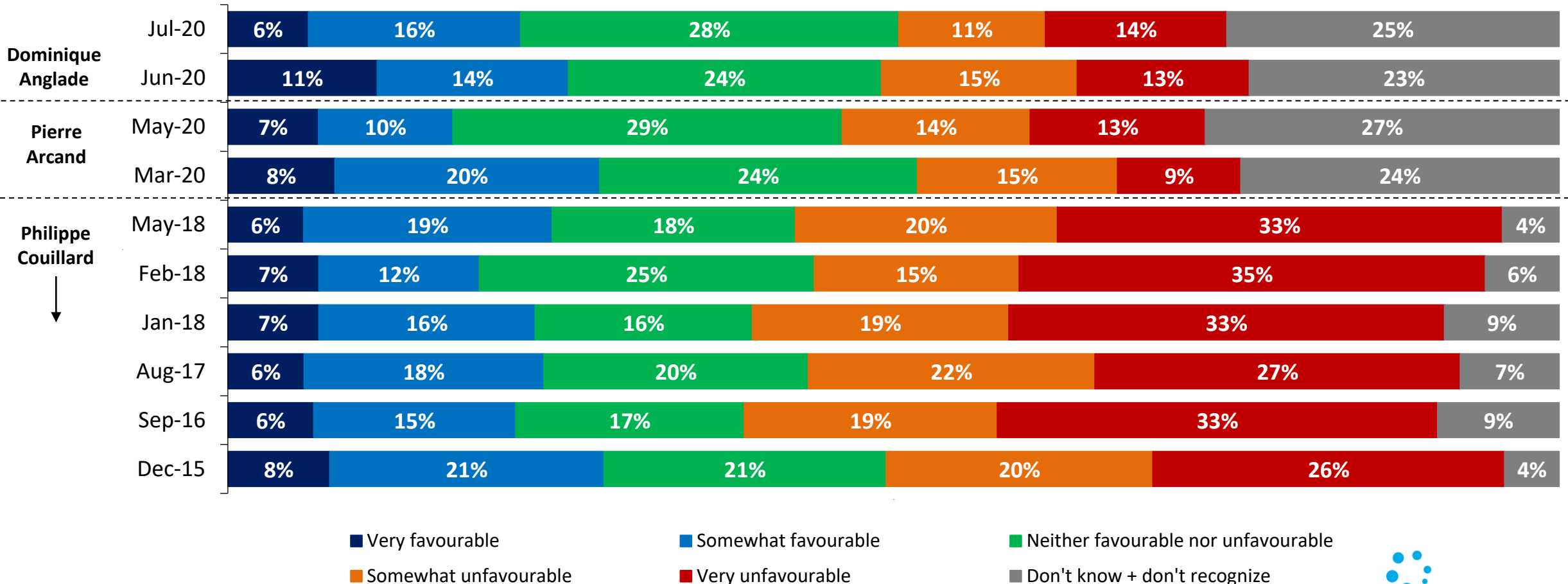


Dominique Anglade Favourability: Anglade is down 4 points directionally on favourability since June



Below are the names of several individuals who have been mentioned in the news recently. For each one, please indicate whether you have heard of that person and, if so, whether you have a very favourable, somewhat favourable, neither favourable or unfavourable, somewhat unfavourable or very unfavourable impression of that person. If you do not recognize the name, just indicate.

[asked of all respondents; n=500]

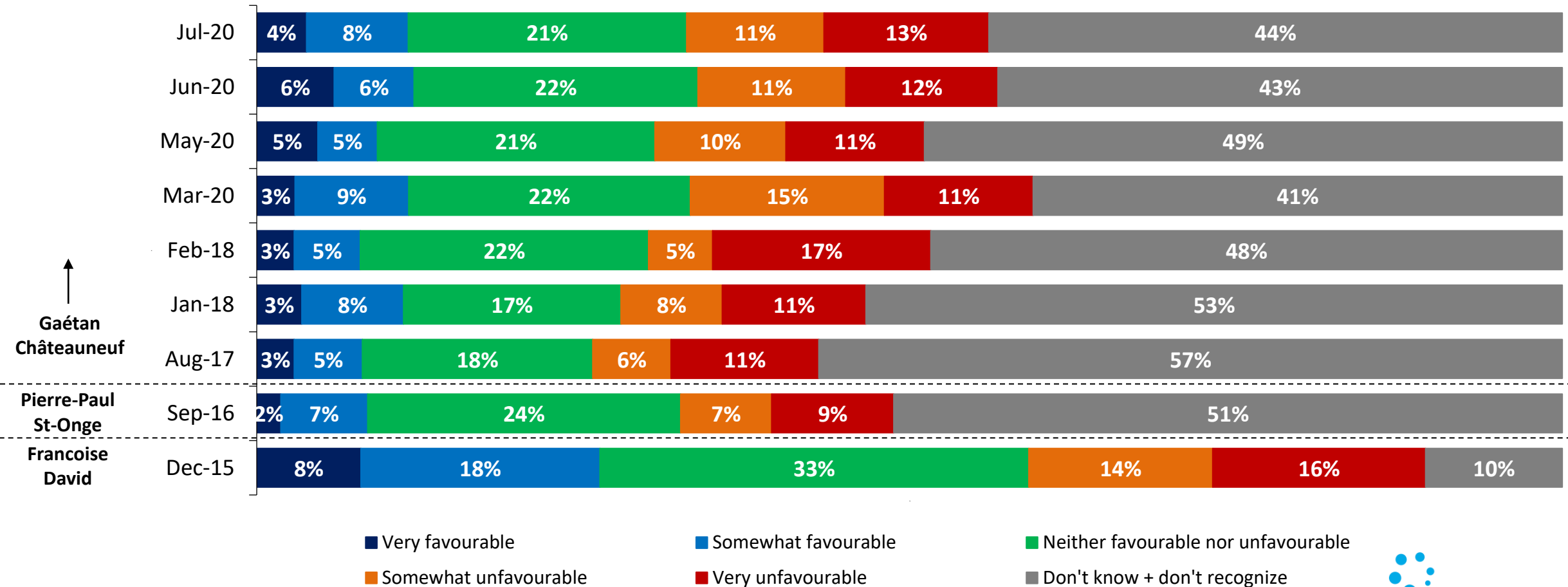


Gaétan Châteauneuf Favourability: Favourability towards Châteauneuf is steady since June



Below are the names of several individuals who have been mentioned in the news recently. For each one, please indicate whether you have heard of that person and, if so, whether you have a very favourable, somewhat favourable, neither favourable or unfavourable, somewhat unfavourable or very unfavourable impression of that person. If you do not recognize the name, just indicate.

[asked of all respondents; n=500]

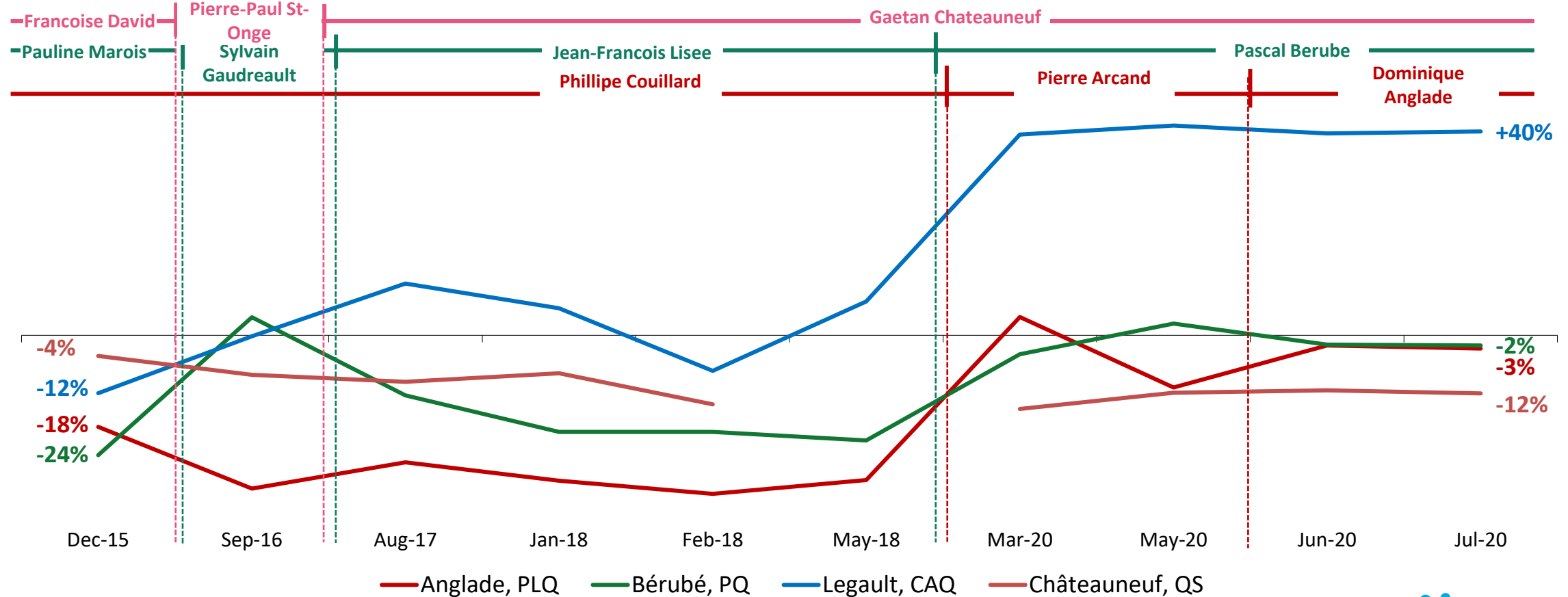


Quebec Party Leader NET Favourables Tracking: All party leaders are steady on net favourability since June; Legault maintains wide lead

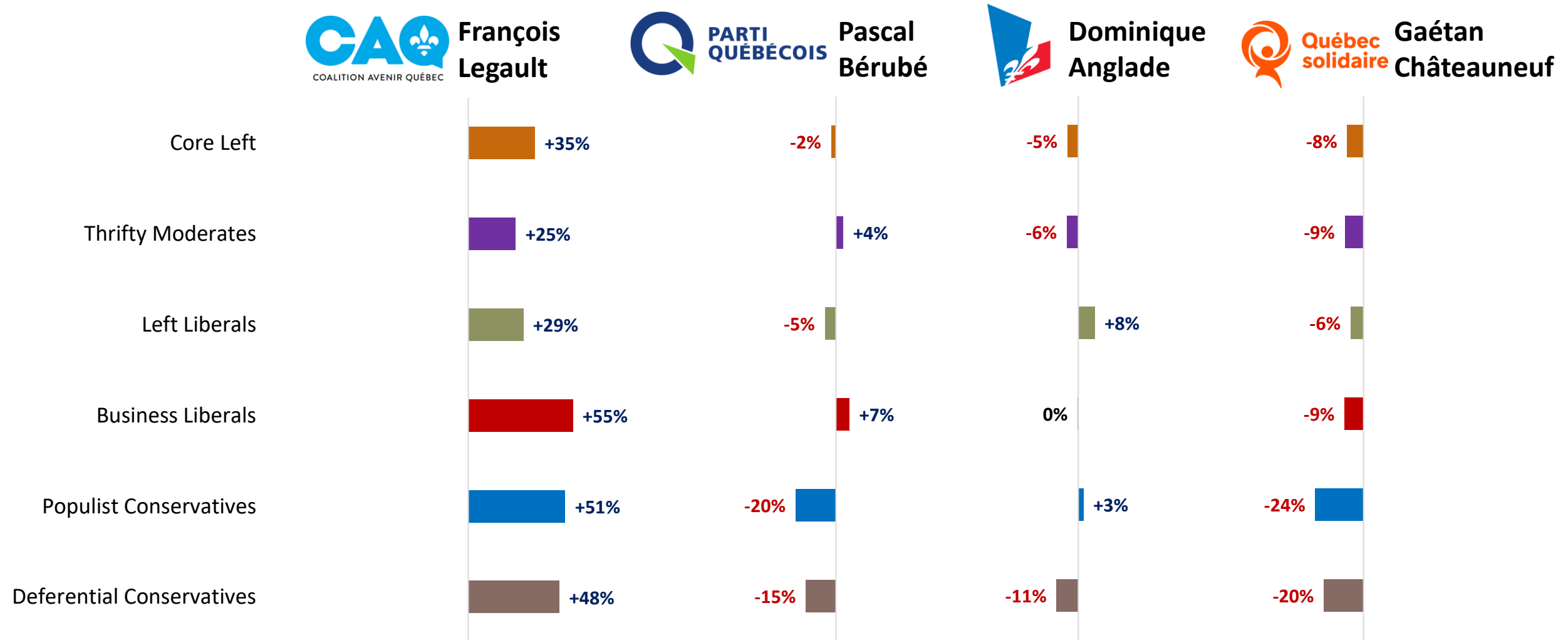


Below are the names of several individuals who have been mentioned in the news recently. For each one, please indicate whether you have heard of that person and, if so, whether you have a very favourable, somewhat favourable, neither favourable or unfavourable, somewhat unfavourable or very unfavourable impression of that person. If you do not recognize the name, just indicate.

[asked of all respondents: n=500]



Leader favourability by Value Clusters: Legault receives positive net favourability score among all value cluster groups



NET Favourability by Value Clusters:

Each chart shows the net favourability (% favourable minus % unfavourable) for each leader within INNOVATIVE's 6 value cluster segments.

Leader favourability by Economic Gap: Legault shows strong favourables among all groups except the Alienated (-18)



François Legault



PARTI QUÉBÉCOIS

Pascal Bérubé

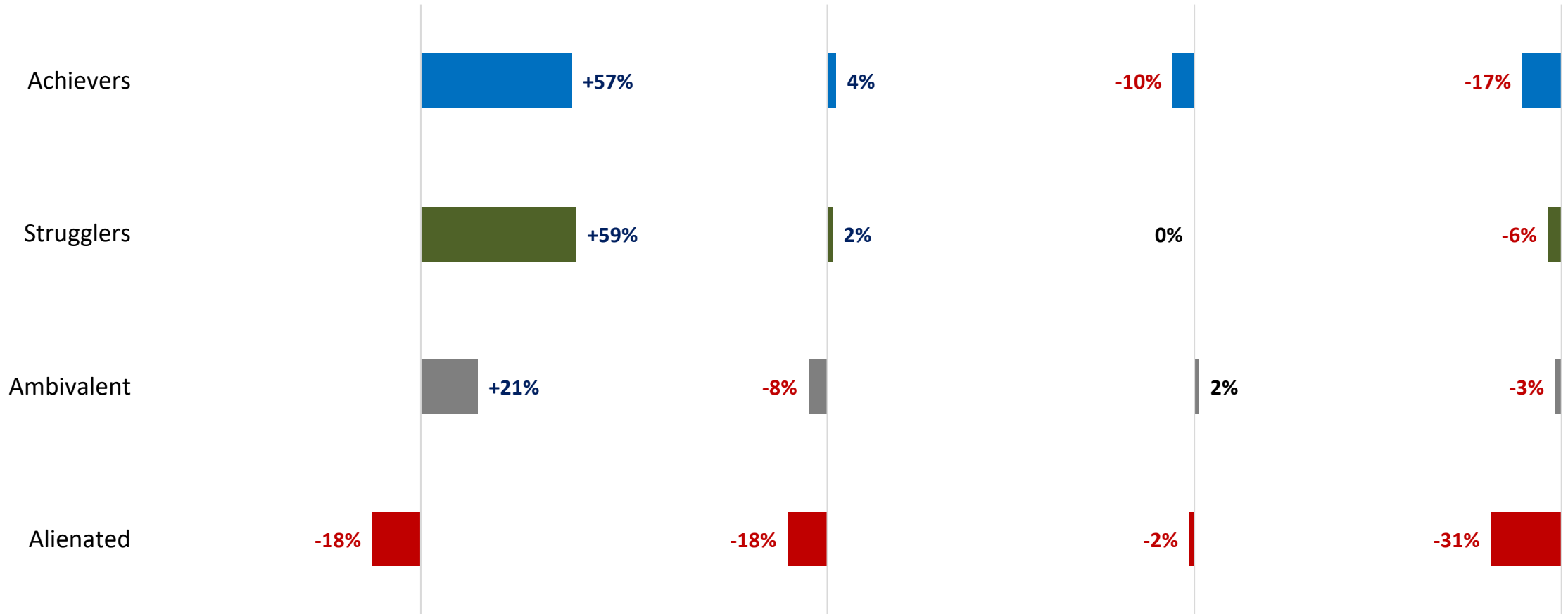


Dominique Anglade



Québec solidaire

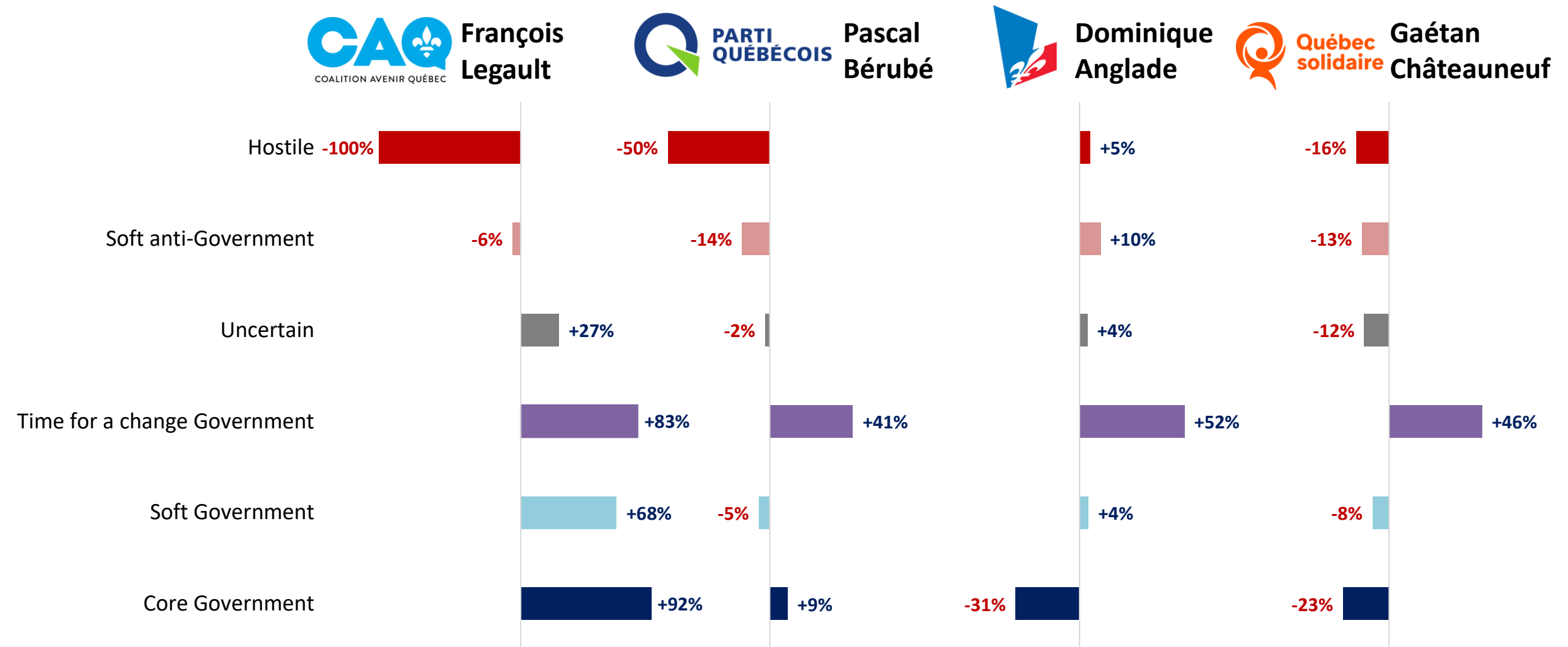
Gaétan Châteauneuf



NET Favourability by Economic Gap:

Each chart shows the net favourability (% favourable minus % unfavourable) for each leader within INNOVATIVE's 4 economic gap segments.

Leader favourability by Time for a Change: Those hostile towards the gov't are most likely to see Anglade favourably

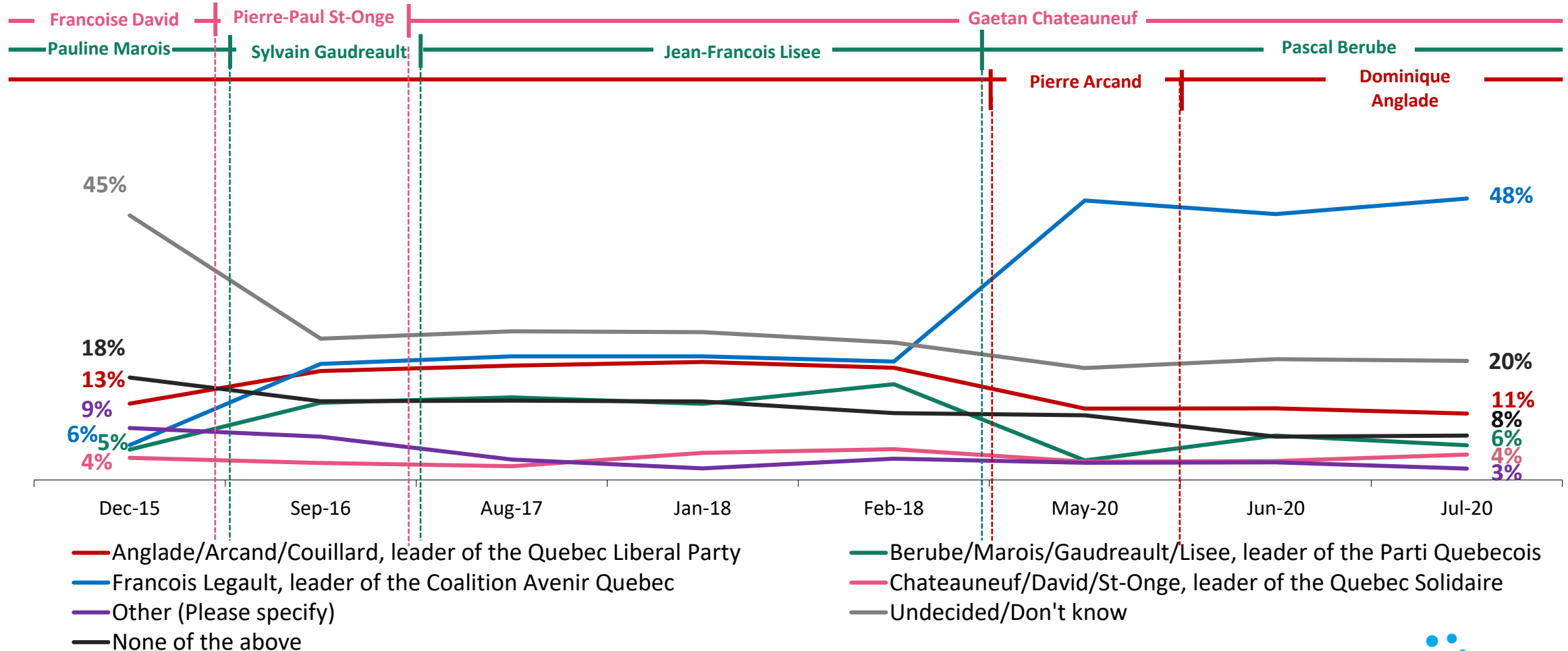


NET Favourability by Time for a Change:

Each chart shows the net favourability (% favourable minus % unfavourable) for each leader within INNOVATIVE's 6 time for a change segments.

Best Premier Tracking: Legault maintains wide lead over other party leaders on who would make the best Premier

Q Which of the following leaders would make the best Premier of Quebec?
[asked of all respondents; n=500]

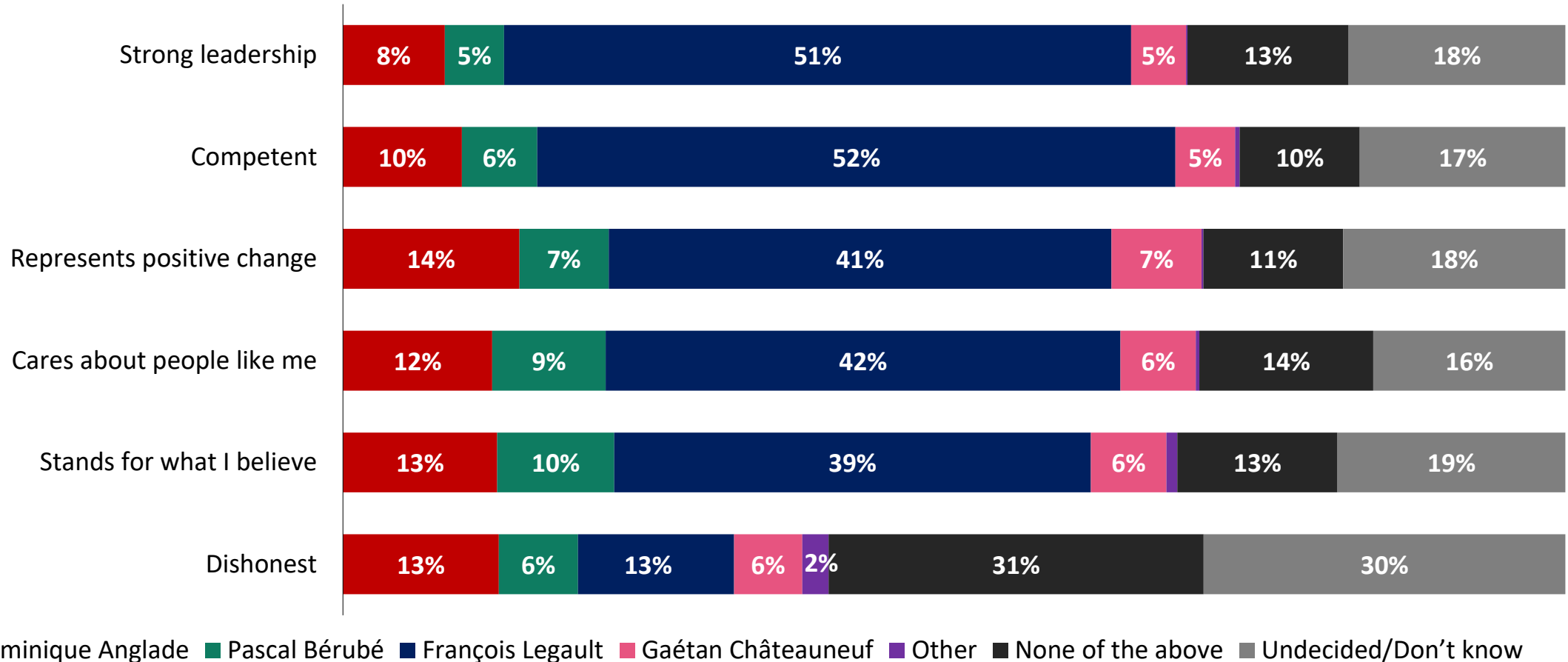


Leader Qualities: Legault ranks highest on all positive qualities, tied with Anglade (13%) on 'dishonest'



Now we would like to read you a list of different words or phrases that describe some political leaders. For each word or phrase, please indicate who it BEST describes...

[asked of all respondents; n=500]

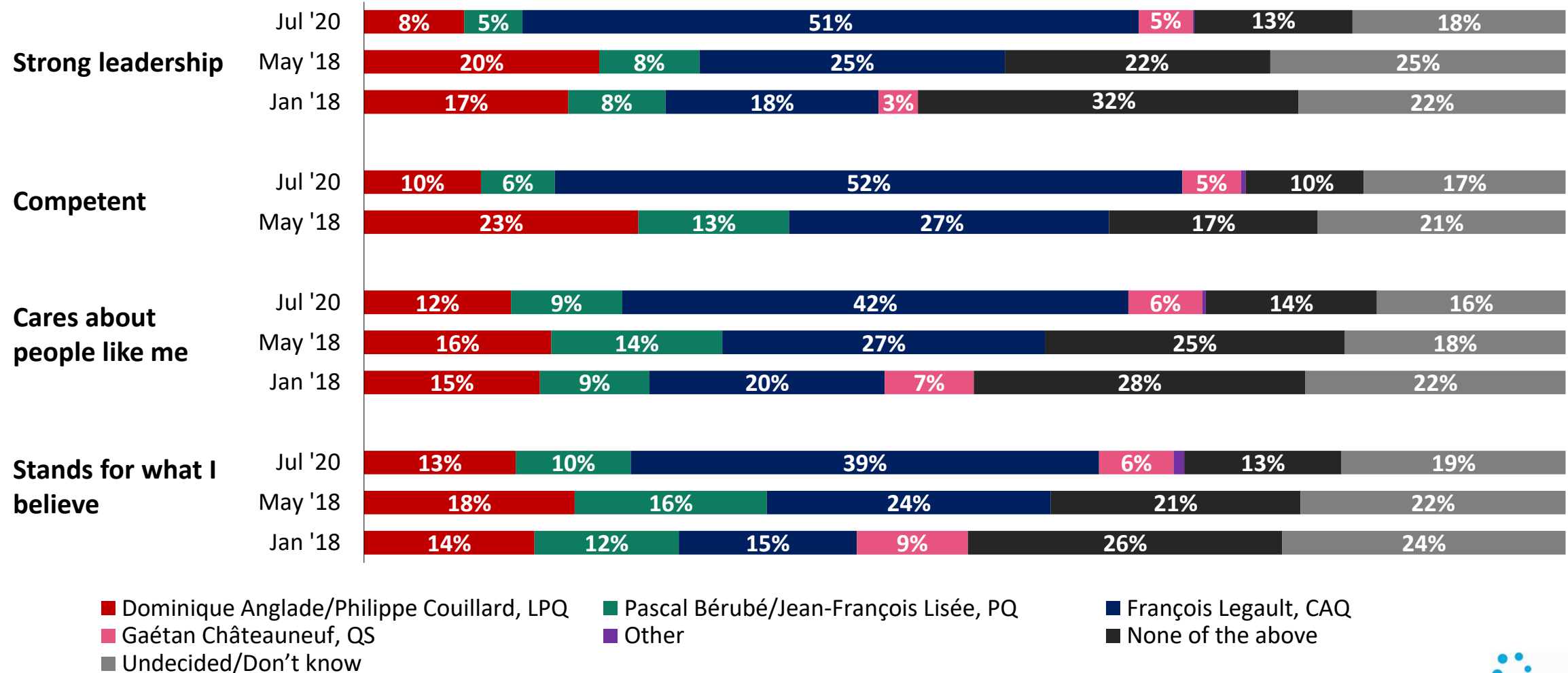


Leader Qualities: While Legault led on all attributes in May 2018, that lead has increased significantly since then



Now we would like to read you a list of different words or phrases that describe some political leaders. For each word or phrase, please indicate who it BEST describes...

[asked of all respondents; n=500]



■ Dominique Anglade/Philippe Couillard, LPQ

■ Pascal Bérubé/Jean-François Lisée, PQ

■ François Legault, CAQ

■ Gaétan Châteauneuf, QS

■ Other

■ None of the above

■ Undecided/Don't know

The CAQ maintains their lead over the Quebec Liberals

Innovative reports on vote intention in two ways.

When we ask people who they would vote for if an election were held today, and who they lean towards if they are unsure, we call those results **Combined vote**. This accounts for the views of everyone in the population including decided voters, undecided voters, and non-voters.

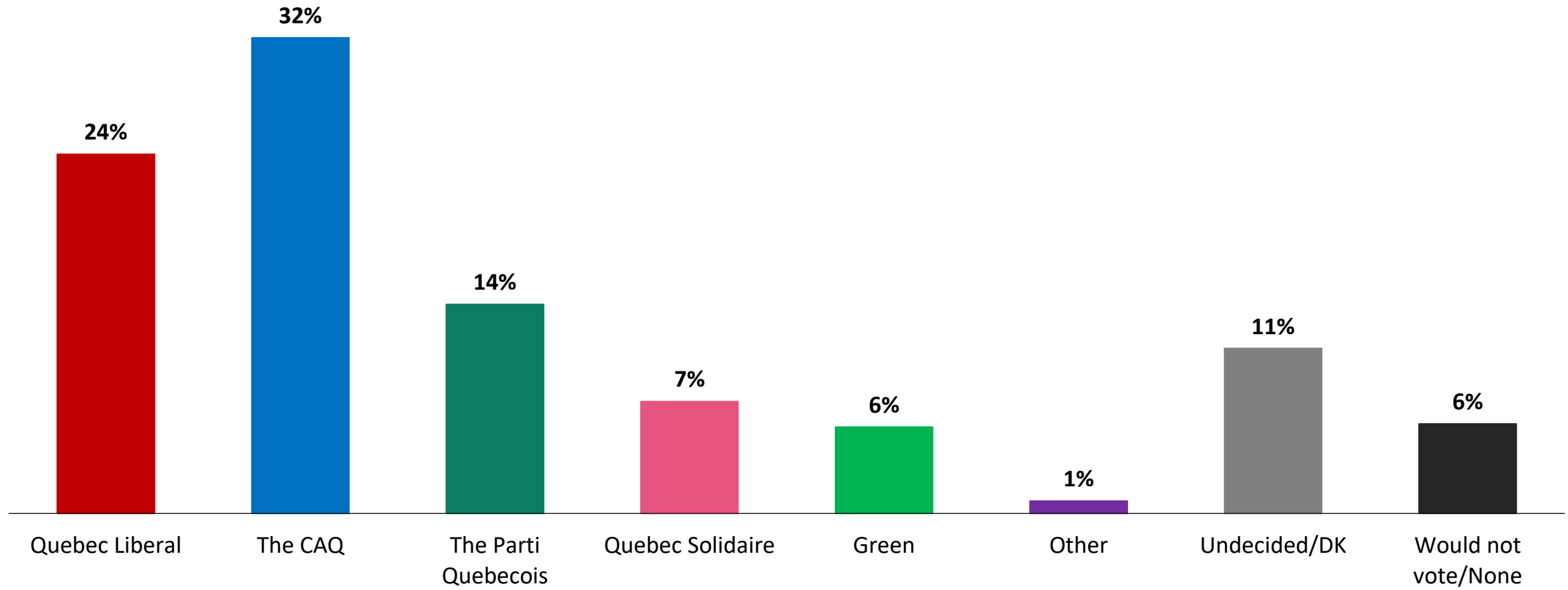
When we look at the results among *only* decided voters, we call that **Decided vote**. These results most tell us what the election results would be like if the survey results matched the election exactly.

Provincial Combined Vote: The CAQ has an 8 point lead over the Quebec Liberals when it comes to combined vote



If a provincial election were held today, which party would you vote for? In that case, which party do you lean toward slightly? **[Vote + Lean]**

[asked of all respondents; n=500]

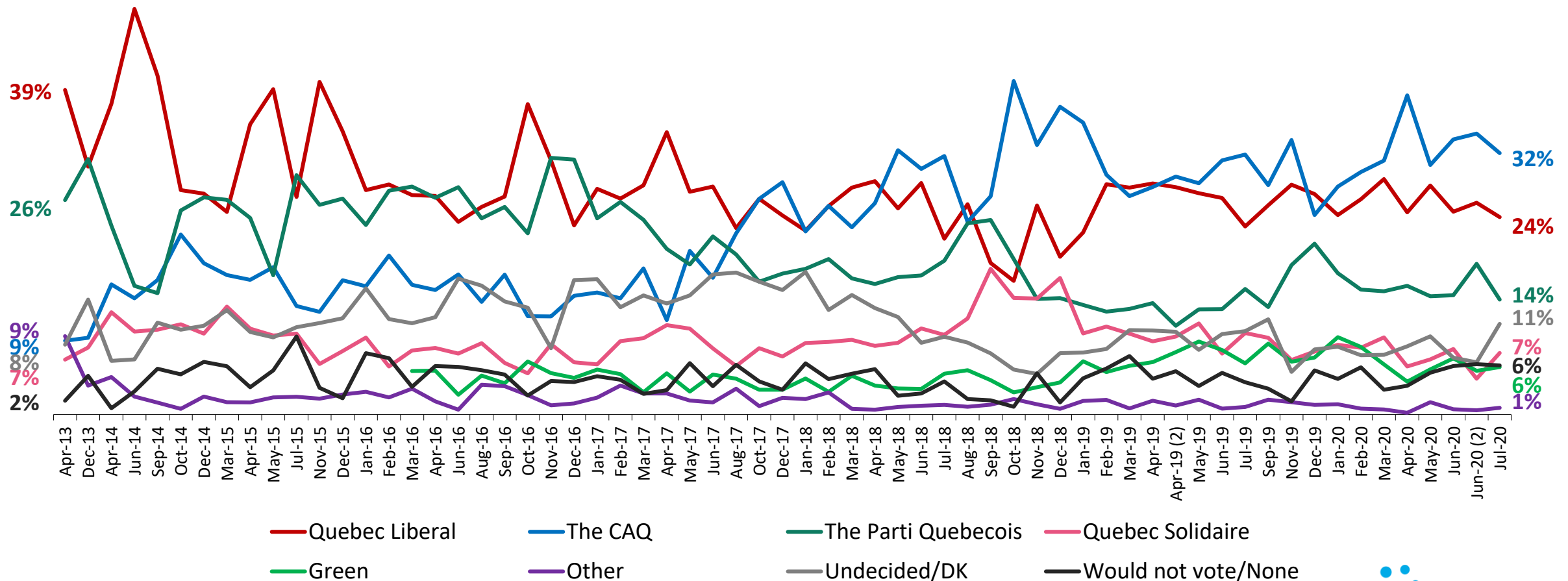


Provincial Vote Tracking: The CAQ maintains its lead over the Liberals as both parties remain steady on vote since late June



If a provincial election were held today, which party would you vote for? In that case, which party do you lean toward slightly? **[Vote + Lean]**

[asked of all respondents; n=500]

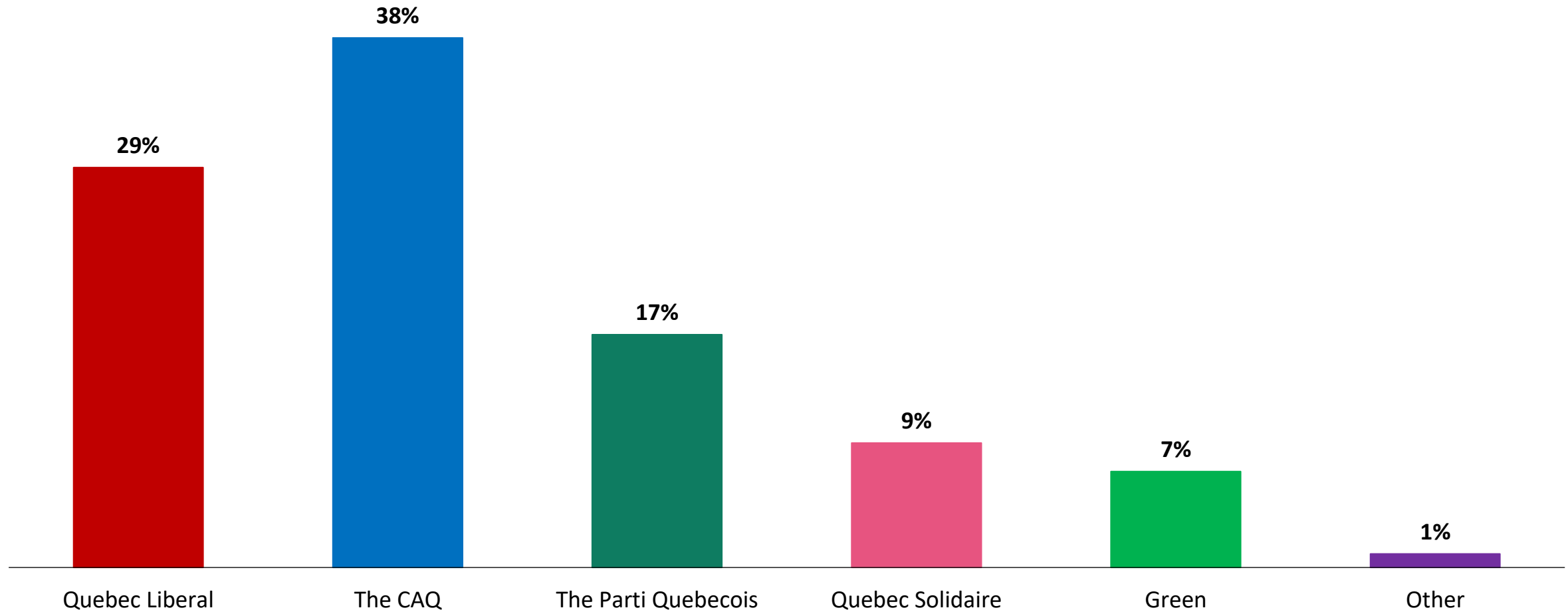


Provincial Decided Vote: The CAQ receives 38% of the vote among decided voters while the Liberals have 29%



If a provincial election were held today, which party would you vote for? In that case, which party do you lean toward slightly? **[DECIDED]**

[decided voters only; n=416]



If a provincial election were held today, which party would you vote for? In that case, which party do you lean toward slightly? **[DECIDED]**
[only decided voters; n=416]



Decided Vote by Region: The Liberals (51%) lead over the CAQ (19%) in Anglophone and Allophone Montreal by a wide margin

Decided vote by Region

Decided Vote	Region			
	Anglophone and Allophone Montreal	Francophone Montreal	Rest of QC	
	(N=68)	(N=56)	(N=291)	
	Quebec Liberal	51%	32%	23%
	The CAQ	19%	39%	42%
	The Parti Quebecois	5%	17%	19%
	Quebec Solidaire	9%	7%	9%
Green	14%	4%	6%	
Other	2%	0%	1%	

Note: 'Quebec City' and 'Beauce' regions combined with "Rest of Quebec" due to small sample size.

Current data: July 2020

Decided Vote by Value Cluster: Among the largest group, Business Liberals, the CAQ (41%) has the edge over the Liberals (25%)

Decided Vote	Value Clusters					
	Deferential Conservatives	Populist Conservatives	Business Liberals	Left Liberals	Thrifty Moderates	Core Left
	(N=71)	(N=32)	(N=123)	(N=46)	(N=85)	(N=60)
Quebec Liberal	34%	33%	25%	31%	29%	25%
The CAQ	40%	36%	41%	33%	37%	35%
The Parti Quebecois	13%	20%	20%	13%	18%	14%
Quebec Solidaire	6%	6%	8%	14%	5%	18%
Green	6%	6%	5%	9%	9%	7%
Other	1%	0%	0%	0%	2%	2%

Decided Vote by Economic Gap: Both Dream Achievers and Dream Strugglers are more likely to say they'd vote for the CAQ than the Liberals

Decided Vote	Economic Gap			
	Achievers	Strugglers	Ambivalent	Alienated
	(N=134)	(N=155)	(N=78)	(N=48)
Quebec Liberal	21%	27%	34%	43%
The CAQ	45%	43%	28%	18%
The Parti Quebecois	18%	21%	8%	15%
Quebec Solidaire	8%	5%	19%	10%
Green	8%	3%	9%	12%
Other	0%	1%	1%	2%

Decided Vote by Time for Change: Those hostile towards the CAQ government are most likely to say they'd vote for the Liberals

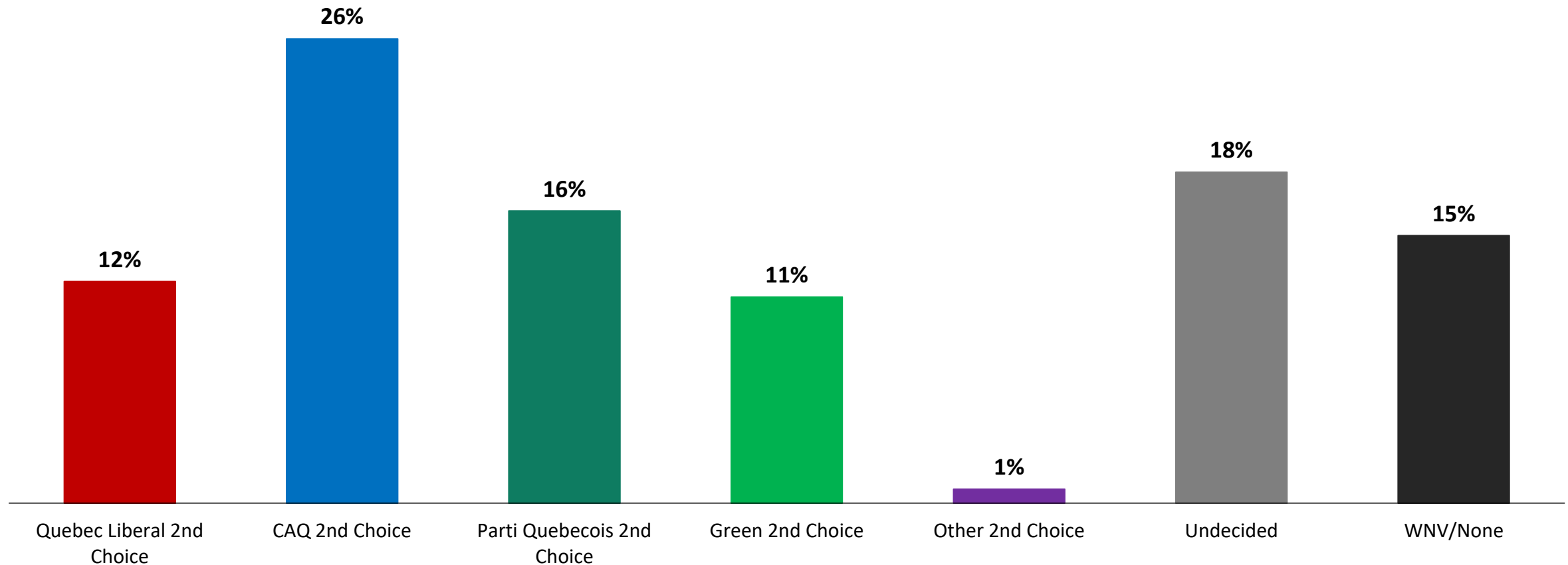
Decided Vote	Time for Change					
	Core CAQ	Soft CAQ	Time for a change CAQ	Uncertain	Soft anti-CAQ	Hostile
	(N=153)	(N=49)	(N=35)	(N=52)	(N=97)	(N=30)
Quebec Liberal	7%	37%	33%	39%	46%	48%
The CAQ	80%	29%	25%	9%	8%	0%
The Parti Québécois	11%	23%	19%	25%	18%	10%
Quebec Solidaire	2%	5%	11%	17%	13%	24%
Green	0%	5%	11%	9%	13%	16%
Other	0%	2%	0%	2%	2%	2%

Provincial 2nd Choice: The top 2nd choice party among decided voters is the CAQ (26%) followed by the PQ (16%)



And which party would be your second choice?

[only decided voters; n=416]



Provincial 2nd Choice: The top 2nd choices among CAQ voters are the PQ (24%) and Liberals (20%)

And which party would be your second choice? BY [Vote+Lean]

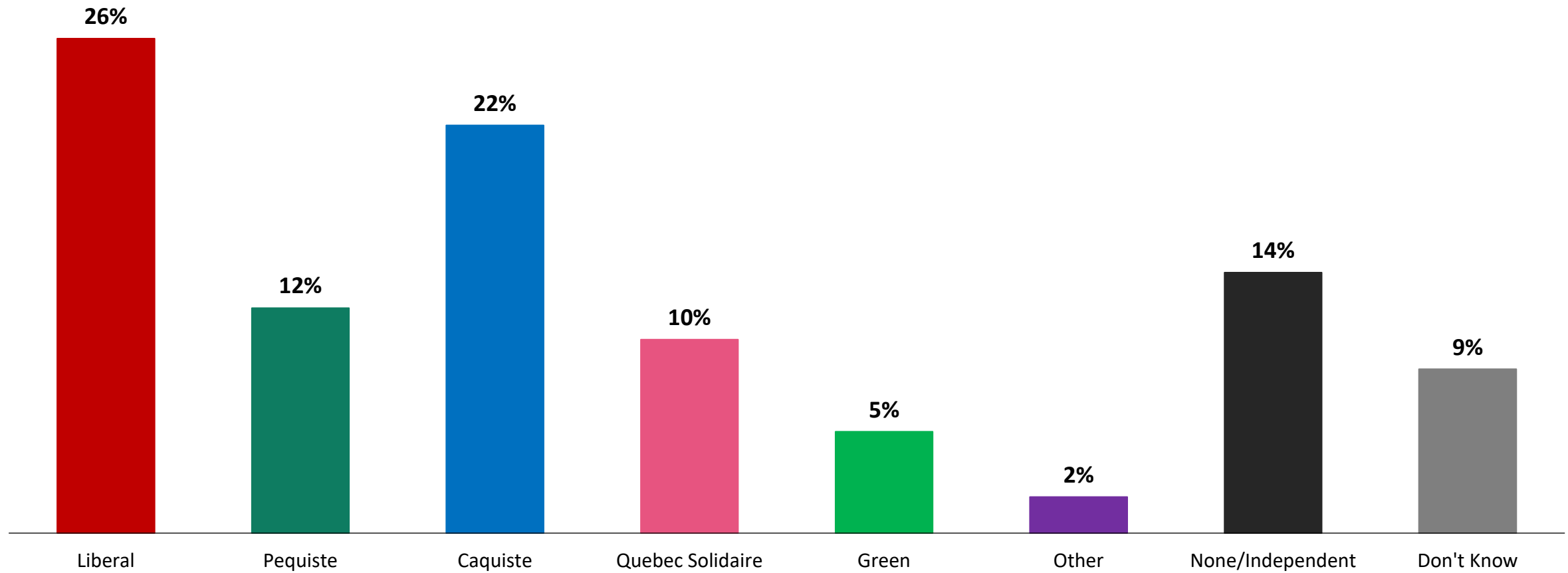
Second Choice	First Choice				
	Liberal 1st Choice	CAQ 1st Choice	Parti Quebecois 1st Choice	Quebec Solidaire 1st Choice	Green 1st Choice*
	(N=119)	(N=158)	(N=69)	(N=37)	(N=29)
	Quebec Liberal 2nd Choice	20%	14%	9%	24%
	CAQ 2nd Choice	29%	57%	4%	39%
	Parti Quebecois 2nd Choice	11%	24%	38%	10%
	Green 2nd Choice	15%	6%	11%	0%
	Other 2nd Choice	1%	0%	1%	4%
	Undecided	27%	18%	10%	20%
	WNV/None	17%	21%	7%	4%

Provincial Party ID: Quebecers are slightly more likely to say they identify as a Liberal partisan (26%) than as a CAQ partisan (22%)



Thinking about politics in Quebec, generally speaking, do you usually think of yourself as a...

[asked of all respondents; n=500]

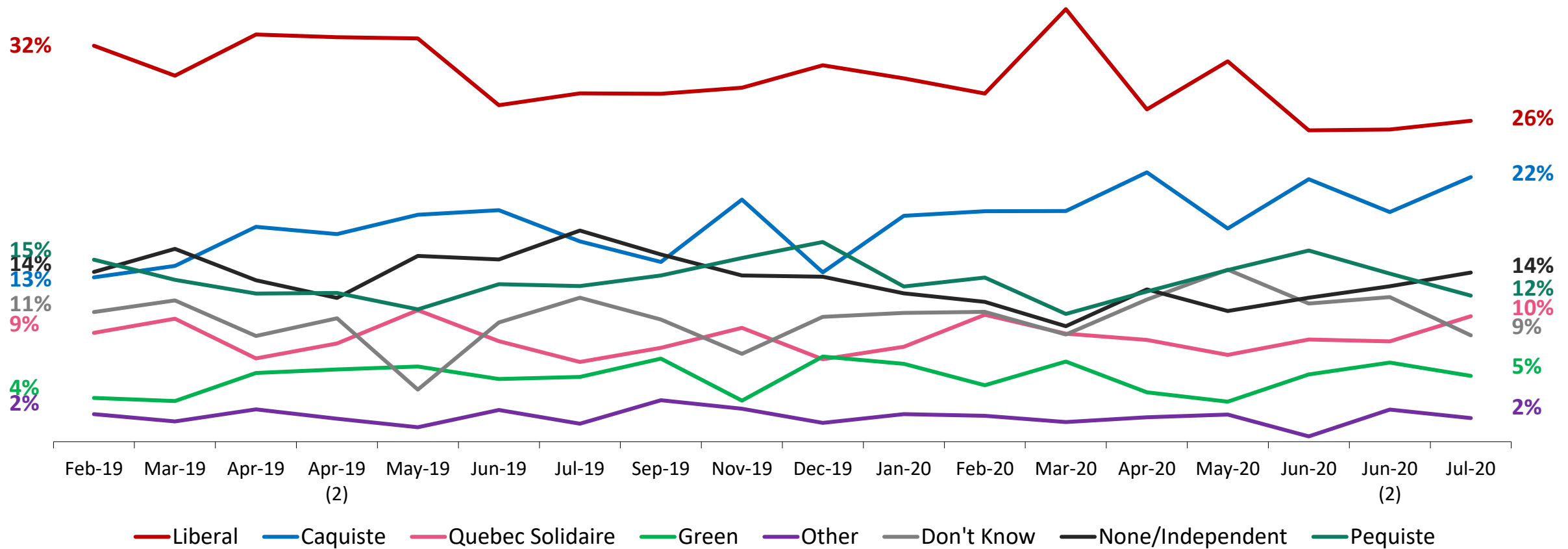


Provincial Party ID Tracking: Liberal partisanship is steady since late June while the CAQ are up directionally on party ID



Thinking about politics in Quebec, generally speaking, do you usually think of yourself as a...

[asked of all respondents; n=500]



Combined Vote by Party ID: CAQ partisans appear the most loyal with 81% of their vote going towards their own party

		Provincial Party Identification				
		Liberal	Caquiste	Pequiste	Quebec Solidaire	Unaligned
		(N=131)	(N=108)	(N=60)	(N=51)	(N=113)
Provincial Combined Vote	Quebec Liberal	73%	7%	1%	6%	6%
	The CAQ	15%	81%	19%	17%	22%
	The Parti Quebecois	5%	4%	64%	19%	6%
	Quebec Solidaire	1%	3%	8%	48%	2%
	Green	3%	1%	3%	4%	4%
	Other	0%	1%	0%	0%	0%
	Undecided/DK	3%	3%	3%	6%	37%
Would not vote/None		0%	0%	1%	0%	23%

Reopening

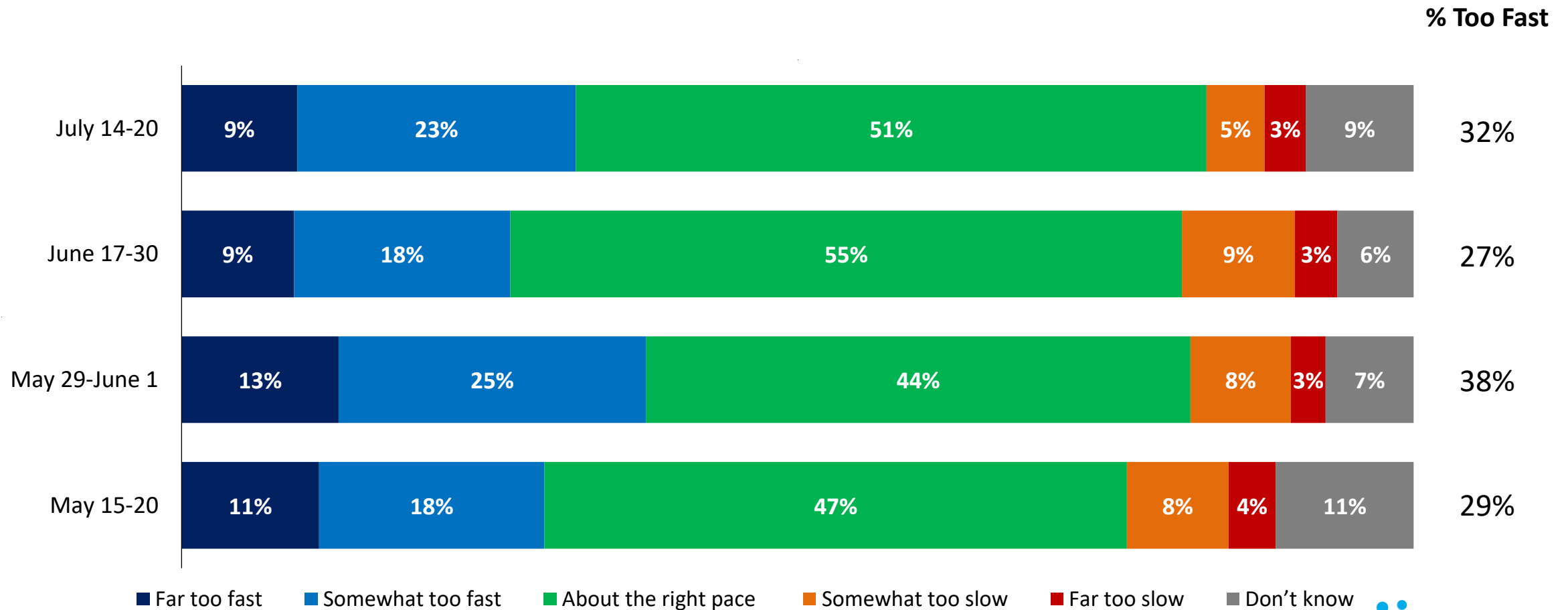
Feeling that the Quebec provincial government is reopening too fast has increased seven points since June.

Easing Restrictions, Provincial: Quebec shows a seven-point increase on feeling that the provincial govt is easing restrictions too fast



Now, thinking about the steps the **provincial** government in Quebec has taken so far to ease restrictions on businesses and social contacts, do you think the provincial government has gone too fast, has gone too slow, or has gone about the right pace?

[asked of all respondents; n=500]



Methodology



Survey Methodology

These are the results of an online survey conducted between July 14th and July 20th, 2020.

Method: This online survey was conducted using INNOVATIVE's Canada 20/20 national research panel with additional respondents from Lucid, a leading provider of online sample. Each survey is administered to a series of randomly selected samples from the panel and weighted to ensure that the overall sample's composition reflects that of the actual Canadian population according to Census data to provide results that are intended to approximate a probability sample.

Sample Size: n=565 Quebec residents, 18 years or older. The results are weighted to n=500 based on Census data from Statistics Canada.

Field Dates: July 14th to July 20th, 2020.

Weighting: Results for Quebec are weighted by age, gender, and region to ensure that the overall sample's composition reflects that of the actual population according to Census data; in order to provide results that are intended to approximate a probability sample. Weighted and unweighted frequencies are reported in the table.

Margin of Error: This is a representative sample. However, since the online survey was not a random probability based sample, a margin of error cannot be calculated. Statements about margins of sampling error or population estimates do not apply to most online panels.

Note: Graphs may not always total 100% due to rounding values rather than any error in data. Sums are added before rounding numbers.

	Unweighted (n)	Unweighted (%)	Weighted (n)	Weighted (%)
Men 18-34	81	14.3%	64	12.9%
Men 35-54	74	13.1%	83	16.7%
Men 55+	99	17.5%	96	19.1%
Women 18-34	107	18.9%	64	12.8%
Women 35-54	108	19.1%	83	16.7%
Women 55+	96	17%	109	21.8%
Anglophone and Allophone Montreal	112	19.8%	79	15.7%
Francophone Montreal	83	14.7%	68	13.7%
Quebec City	38	6.7%	38	7.6%
Beauce	23	4.1%	28	5.6%
Rest of QC	309	54.7%	287	57.4%

For more information, please contact:

Greg Lyle

President

(t) 416-642-6429

(e) glyle@innovativeresearch.ca

Building Understanding.

