

Preparing for the Future with COVID-19

Public Opinion Research
Release Date: July 31, 2020
Field Dates: July 14 to July 20, 2020

Preparing for the Future

Since the early days of the COVID-19 outbreak in Canada, INNOVATIVE has been tracking attitudes and reported behaviors impacted by the pandemic. This wave, we asked respondents about whether they think the federal and provincial government have a plan to deal with the ongoing effects of COVID-19 and if so, whether the plan is good or bad.

Today, INNOVATIVE is releasing results from our July 2020 Canada This Month survey. This online survey was in field from July 14th to July 20th with a weighted sample size of 2,000 and oversamples in Alberta and BC. Detailed methodology is provided in the appendix.

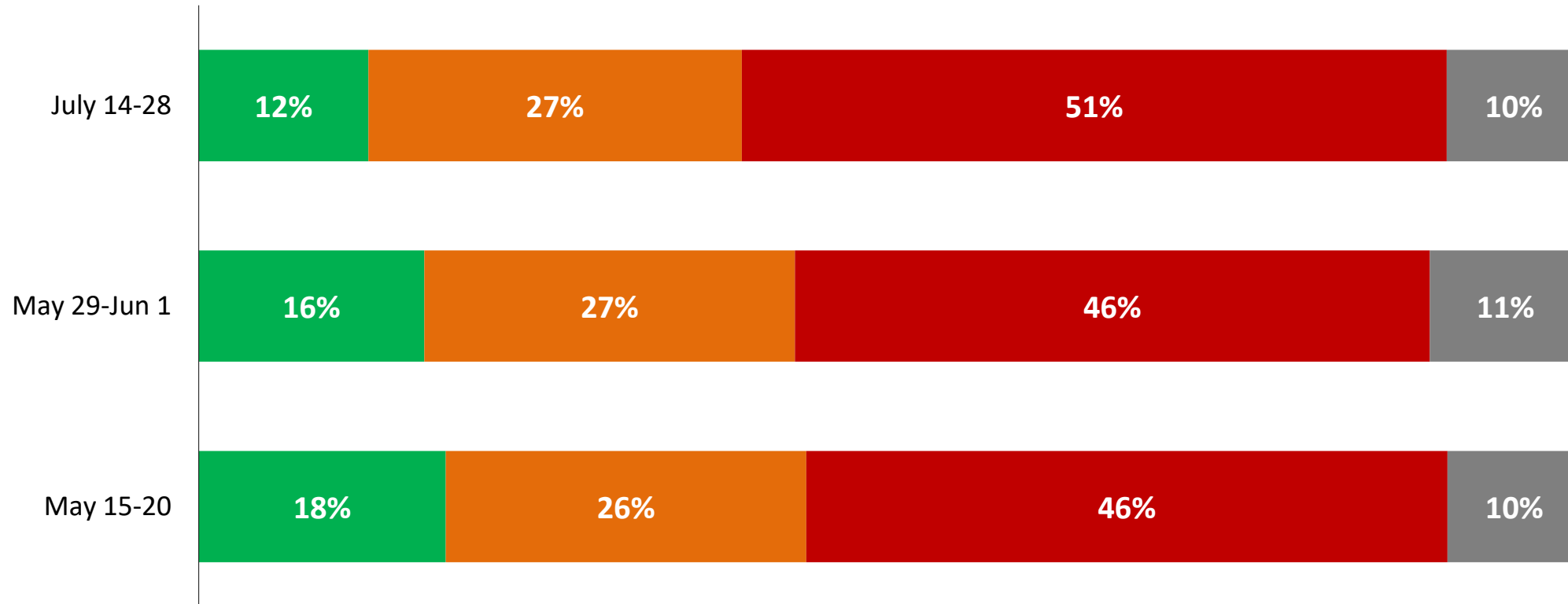
We find that most are unsure that either their provincial government or the federal government has a plan to deal with the ongoing effects of COVID-19. But, among those who do believe they have a plan, a strong majority say it's a good plan. This means it is urgent for governments to get the word out if they want to maintain the confidence they have enjoyed to date.

Re-opening: Those who say outbreaks will continue for the foreseeable future is up 5-pts since late May to half (51%) ³



Which of the following comes closest to your point of view?

[asked of all respondents; n=2,000]

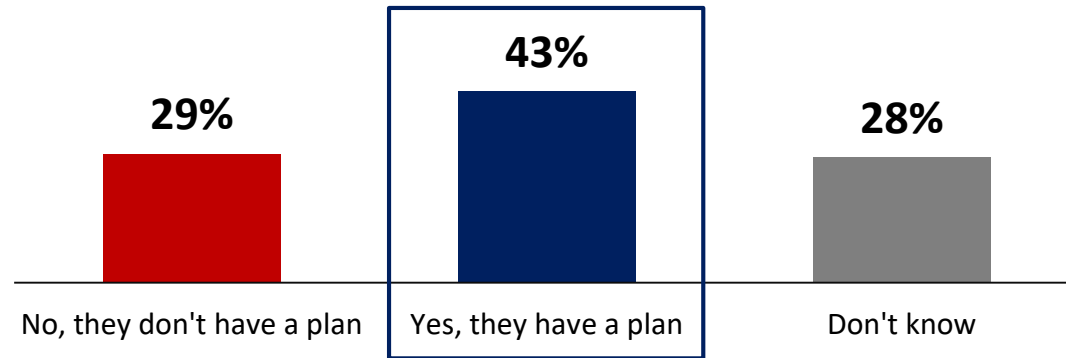


- Once governments ease restrictions in the coming months, we will be able to return to a more regular way of living
- There will be a second wave in the fall before we can return to a more regular way of living
- COVID-19 outbreaks will continue for the foreseeable future until a vaccine becomes available, preventing any return to a more regular way of living
- Don't know

Plan to Deal with COVID | Federal: Most (57%) either don't know or say⁴ they don't have a plan but most who think they have a plan say it's good

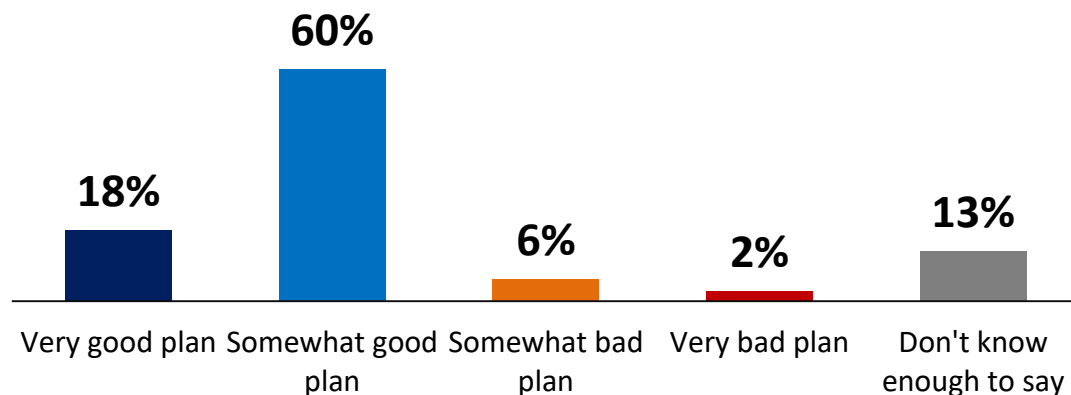


From what you know, do you think the federal government has a plan to deal with the ongoing effects of the COVID-19 outbreak?
[asked of all respondents; n=2,000]

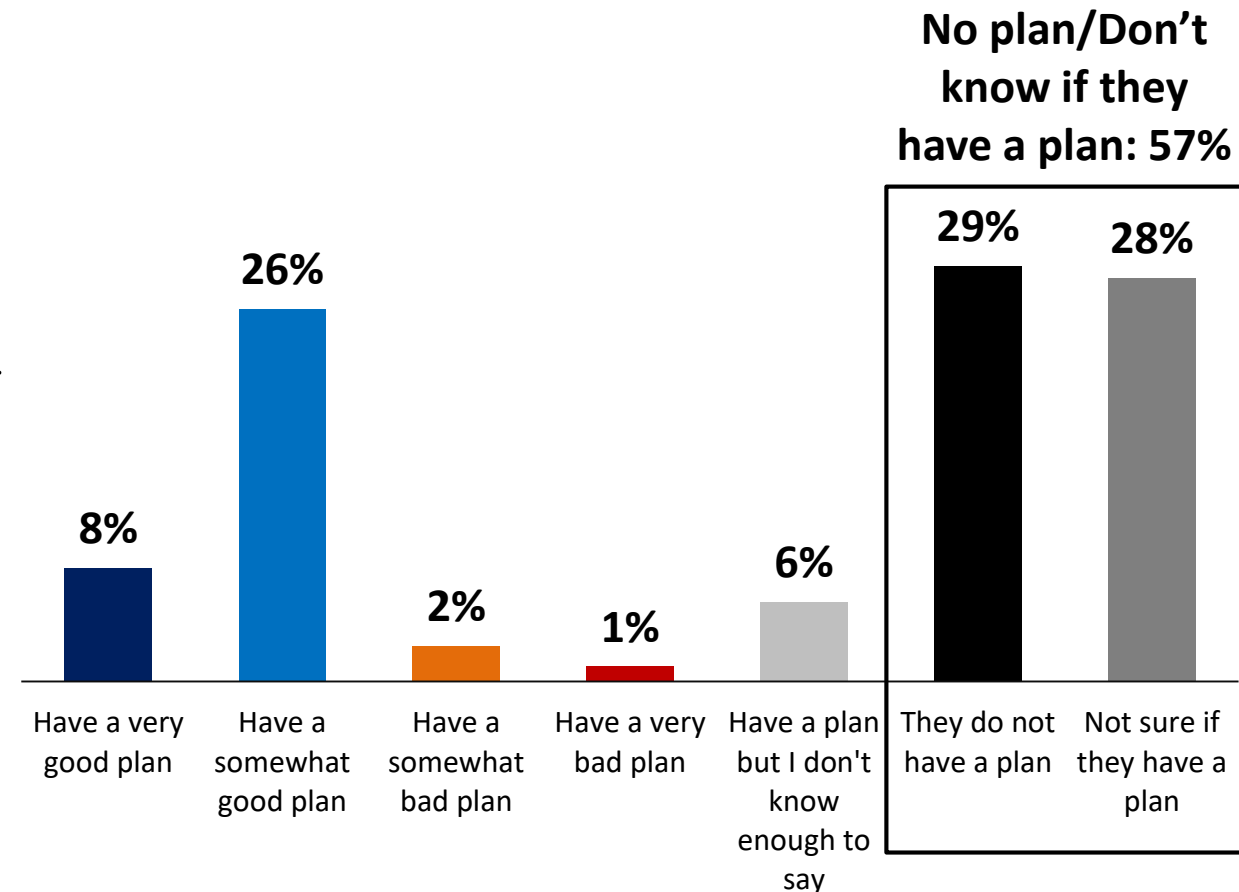


And do you think that it is a good or a bad plan?
[asked only of respondents who say the federal government has a plan; n=859]

Among those who say the federal gov't has a plan



We combine responses to these two questions in order to create one single measure of perceptions of the gov't's plan among all respondents to deal with ongoing effects of the COVID-19 outbreak

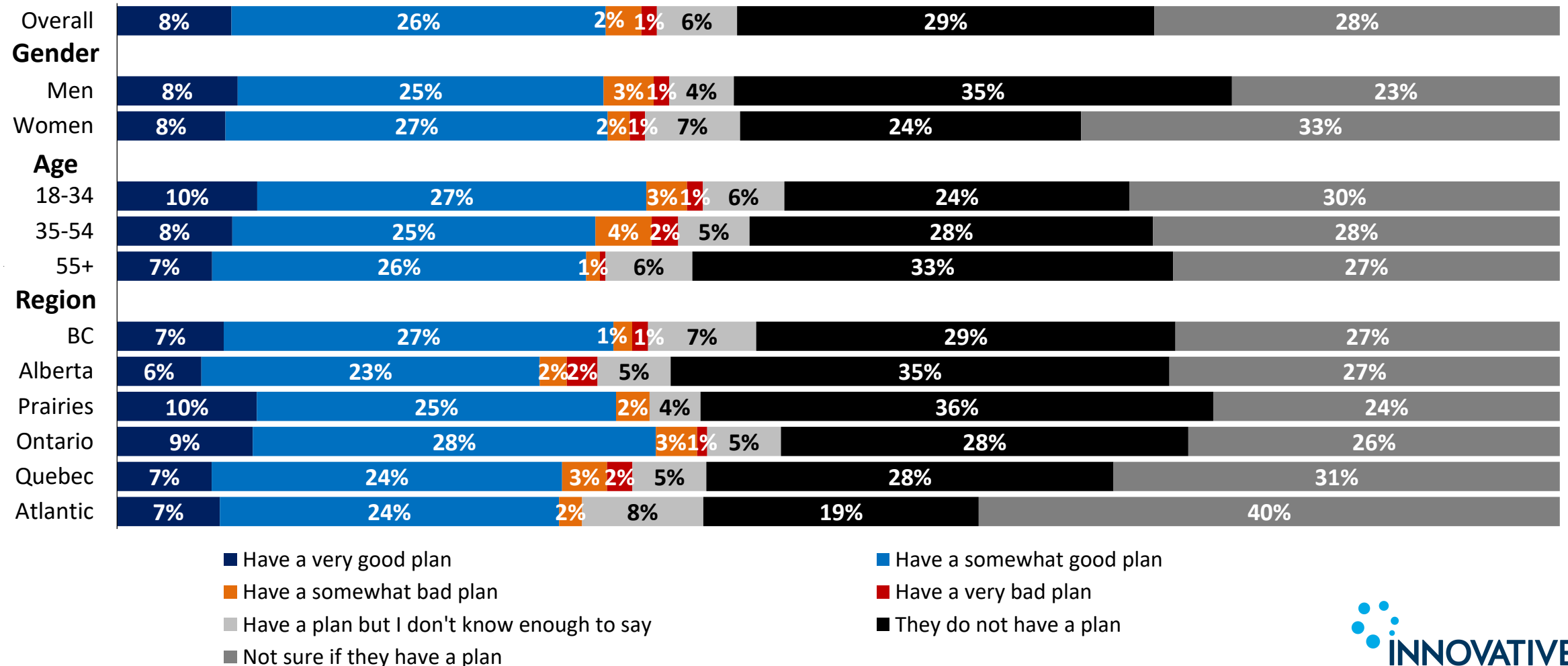


Plan to Deal with COVID | Federal: Those in Ontario and younger Canadians are most likely to say the feds have a plan and that it's good

Q

From what you know, do you think the federal government has a plan to deal with the ongoing effects of the COVID-19 outbreak? And do you think it is a good plan or a bad plan? BY Gender, Age, and Region

[asked of all respondents; n=2,000]

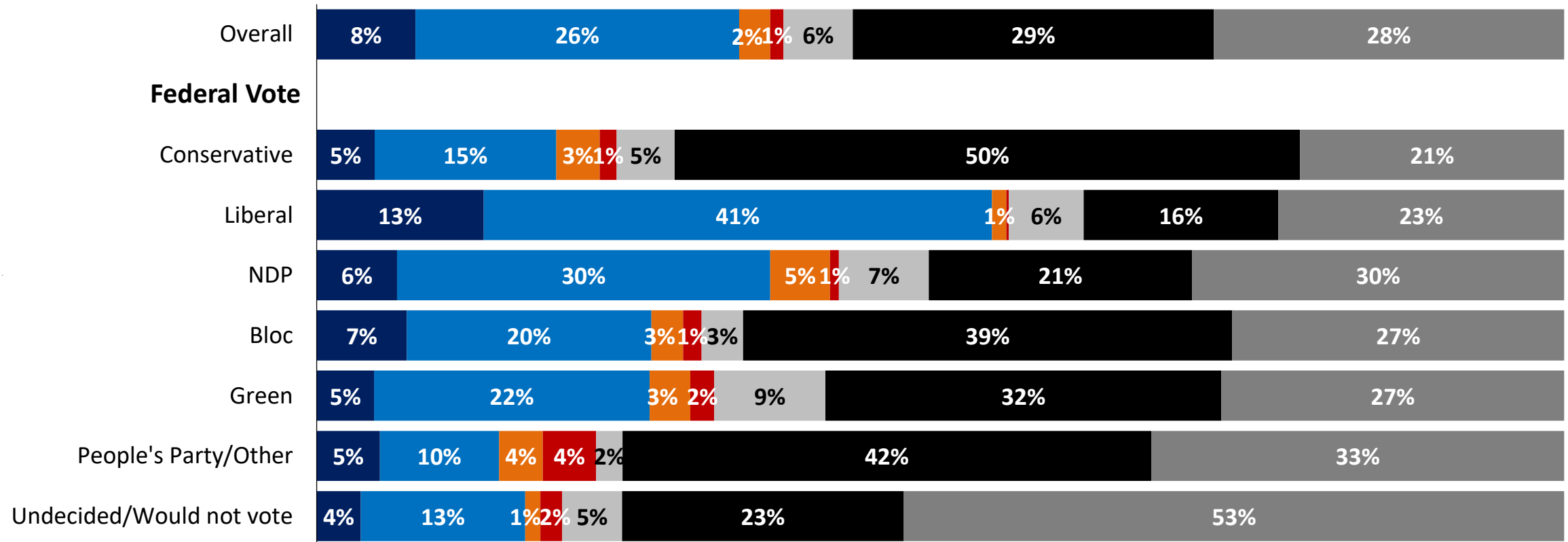


Plan to Deal with COVID | Federal: Conservative voters are most likely to say the feds don't have a plan (50%)



From what you know, do you think the federal government has a plan to deal with the ongoing effects of the COVID-19 outbreak? And do you think it is a good plan or a bad plan? BY Federal Vote

[asked of all respondents; n=2,000]



■ Have a very good plan
 ■ Have a somewhat good plan
 ■ Have a somewhat bad plan
 ■ Have a very bad plan
 ■ Have a plan but I don't know enough to say
 ■ Not sure if they have a plan

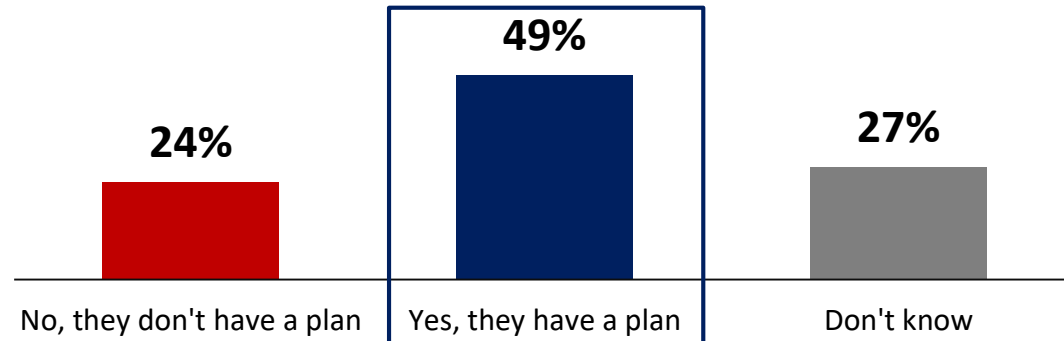
■ Have a very good plan
 ■ Have a somewhat good plan
 ■ Have a somewhat bad plan
 ■ Have a very bad plan
 ■ Have a plan but I don't know enough to say
 ■ Not sure if they have a plan

Plan to Deal with COVID | Provincial: Close to half (48%) either don't know or say their provincial gov't doesn't have a plan



From what you know, do you think the provincial government in [PROV] has a plan to deal with the ongoing effects of the COVID-19 outbreak?

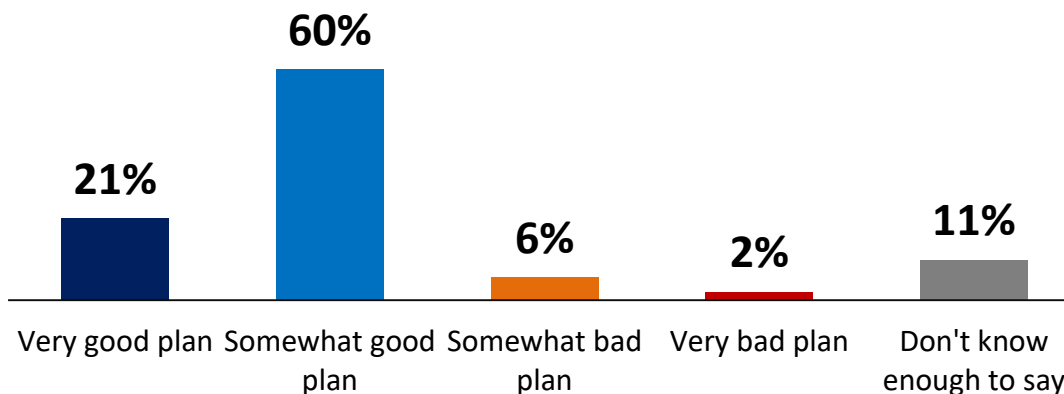
[asked of all respondents; n=2,000]



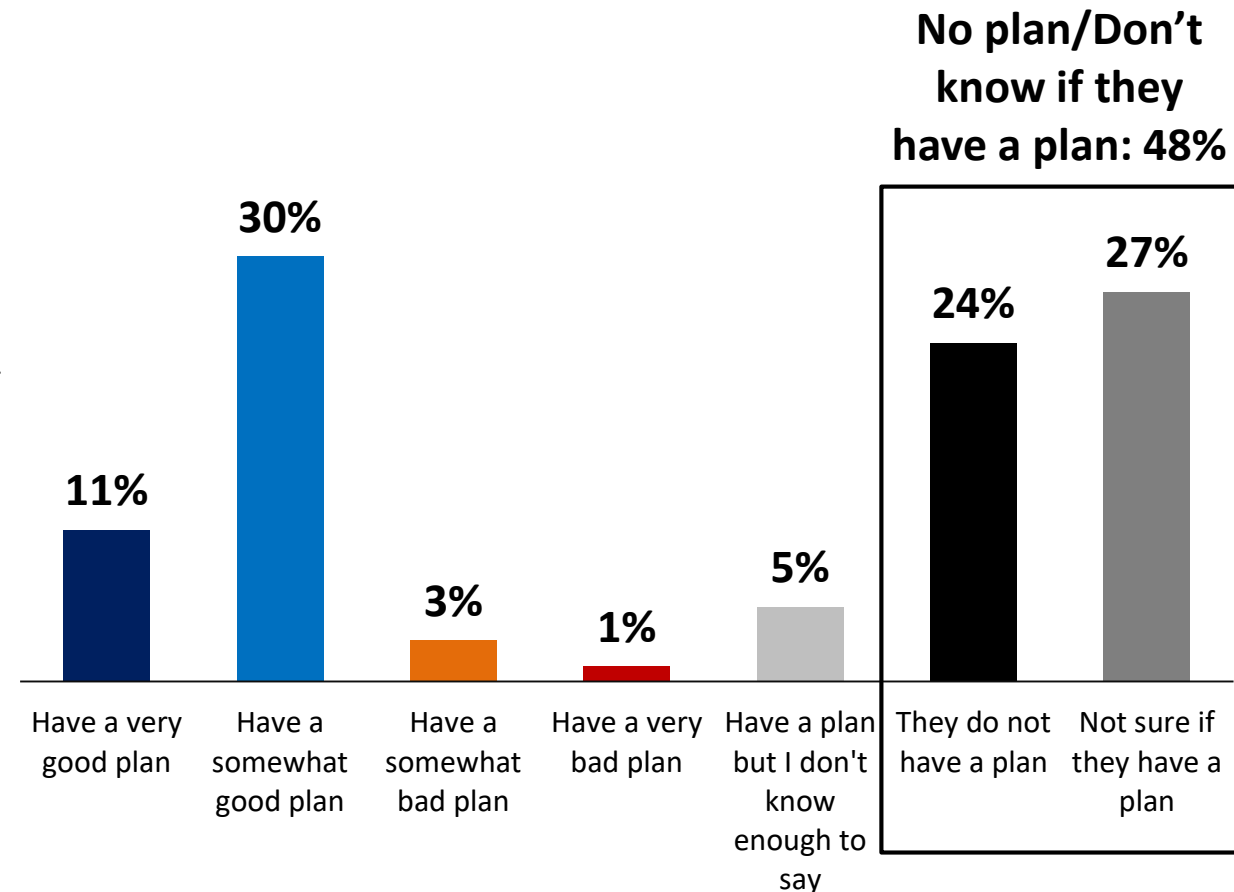
And do you think that it is a good or a bad plan?

[asked only of respondents who say their provincial government has a plan; n=985]

Among those who say their provincial gov't has a plan



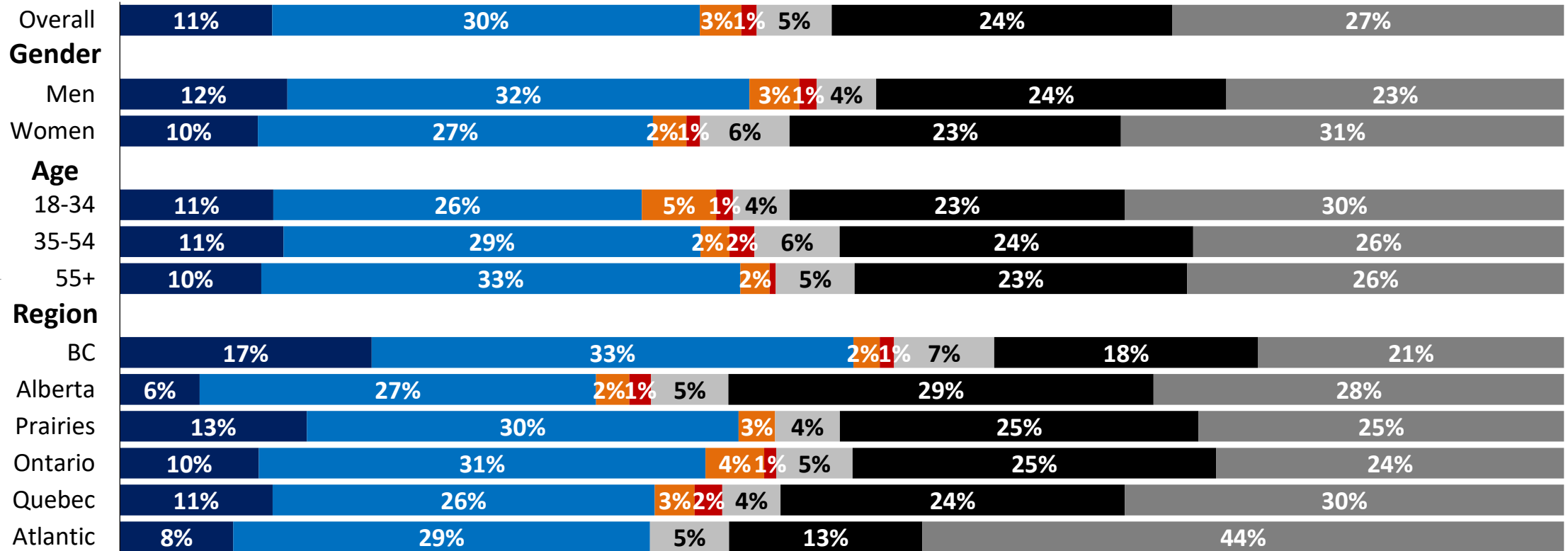
We combine responses to these two questions in order to create one single measure of perceptions of the gov'ts plan among all respondents to deal with ongoing effects of the COVID-19 outbreak



Plan to Deal with COVID | Provincial: Those in BC are most likely to say their provincial gov't has a plan and it is a good one ⁸



From what you know, do you think the provincial government in [PROV] has a plan to deal with the ongoing effects of the COVID-19 outbreak? And do you think it is a good plan or a bad plan? BY Gender, Age, and Region
[asked of all respondents; n=2,000]



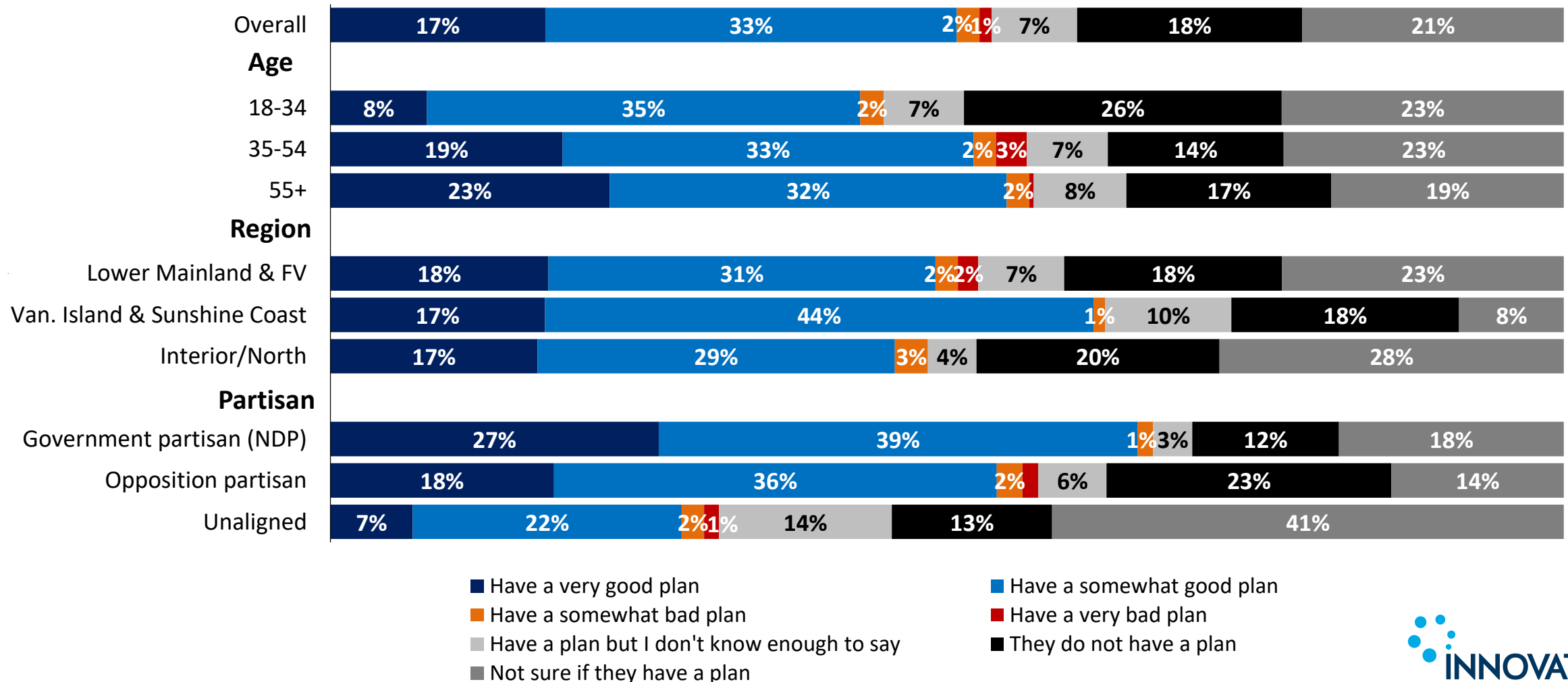
■ Have a very good plan
■ Have a somewhat bad plan
■ Have a plan but I don't know enough to say
■ Not sure if they have a plan

■ Have a somewhat good plan
■ Have a very bad plan
■ They do not have a plan

Plan to Deal with COVID | BC: Younger respondents in BC are most likely to say the BC gov't has no plan (26%)



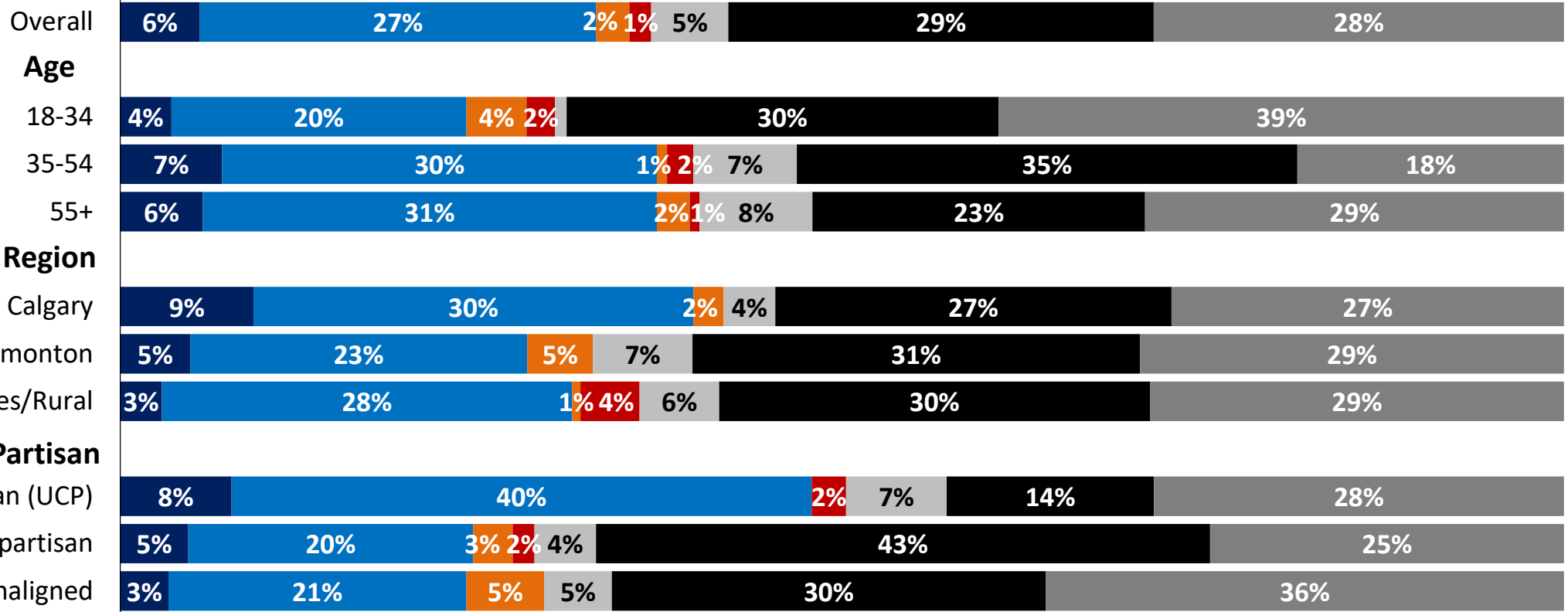
From what you know, do you think the provincial government in British Columbia has a plan to deal with the ongoing effects of the COVID-19 outbreak? And do you think it is a good plan or a bad plan? BY Age, Region, and Partisan
[asked of all respondents in BC; n=300]



Plan to Deal with COVID | Alberta: Albertans 35+ are most likely to say ¹⁰ the Alberta gov't has a good plan compared to those under 35



From what you know, do you think the provincial government in Alberta has a plan to deal with the ongoing effects of the COVID-19 outbreak? And do you think it is a good plan or a bad plan? BY Age, Region, and Partisan
[asked of all respondents in Alberta; n=300]



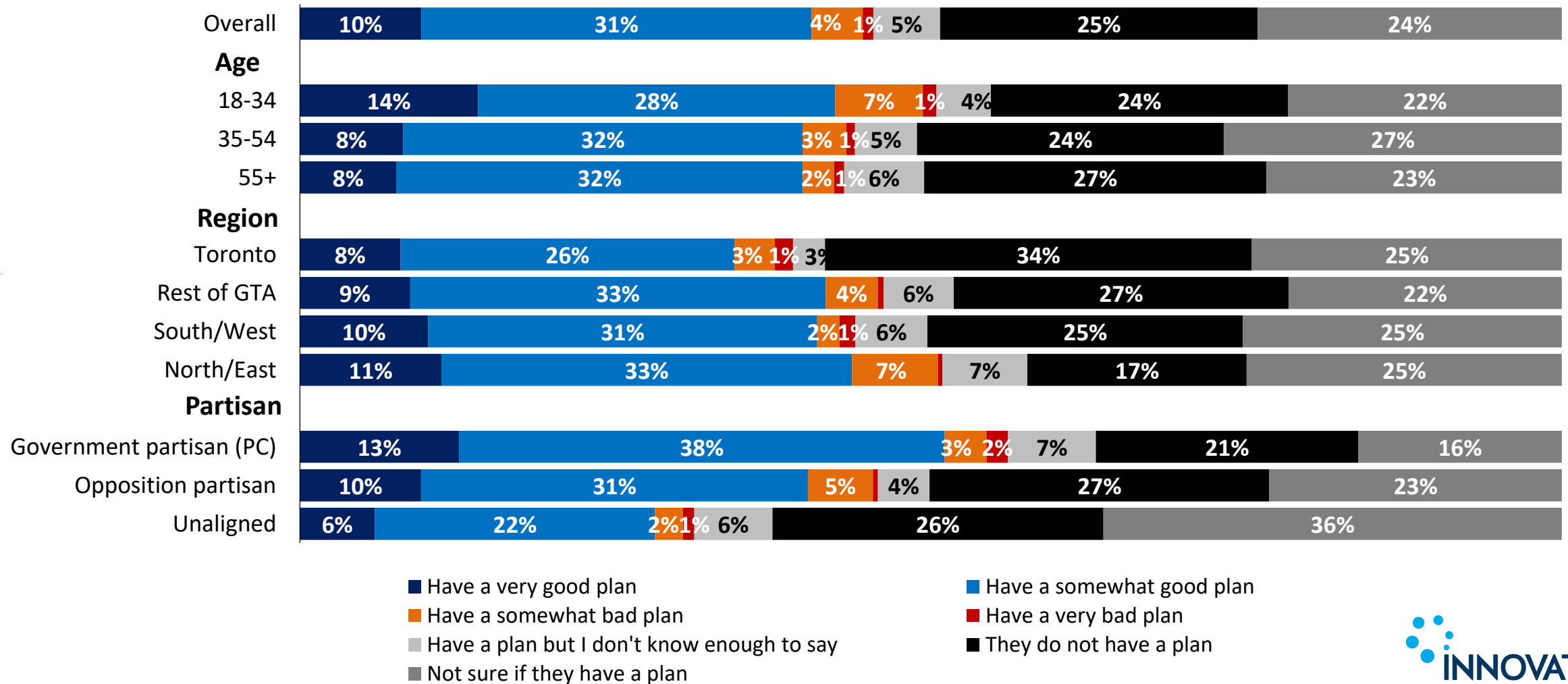
■ Have a very good plan
■ Have a somewhat bad plan
■ Have a plan but I don't know enough to say
■ Not sure if they have a plan

■ Have a somewhat good plan
■ Have a very bad plan
■ They do not have a plan

Plan to Deal with COVID | Ontario: Those from Toronto are most likely to say the Ontario gov't doesn't have a plan (34%) ¹¹



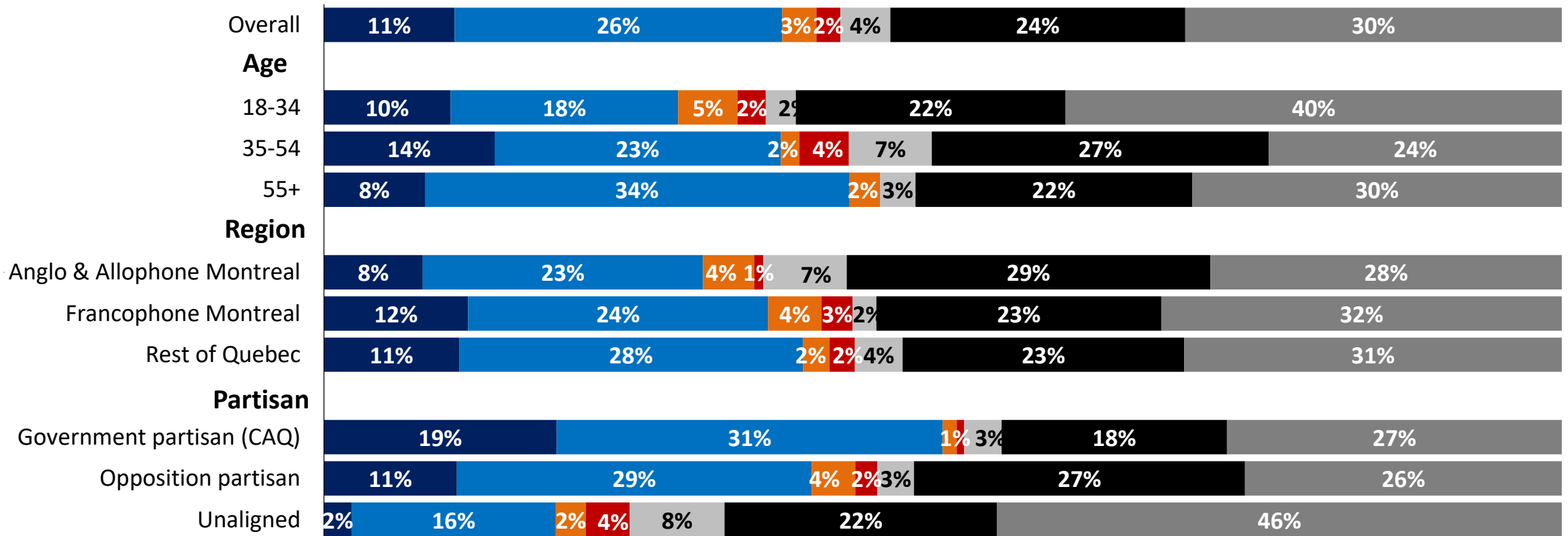
From what you know, do you think the provincial government in Ontario has a plan to deal with the ongoing effects of the COVID-19 outbreak? And do you think it is a good plan or a bad plan? BY Age, Region, and Partisan
[asked of all respondents in Ontario; n=600]



Plan to Deal with COVID | Quebec: Like in BC and AB, older respondents¹² are most likely to say the Quebec gov't has a good plan



From what you know, do you think the provincial government in Quebec has a plan to deal with the ongoing effects of the COVID-19 outbreak?
And do you think it is a good plan or a bad plan? BY Age, Region, and Partisan
[asked of all respondents in Quebec; n=500]



■ Have a very good plan
■ Have a somewhat bad plan
■ Have a plan but I don't know enough to say
■ Not sure if they have a plan

■ Have a somewhat good plan
■ Have a very bad plan
■ They do not have a plan

Methodology



Survey Methodology

These are the results of an online survey conducted between July 14th to July 20th, 2020.

Method: This online survey was conducted using INNOVATIVE's Canada 20/20 national research panel with additional respondents from Lucid, a leading provider of online sample. Each survey is administered to a series of randomly selected samples from the panel and weighted to ensure that the overall sample's composition reflects that of the actual Canadian population according to Census data to provide results that are intended to approximate a probability sample.

Sample Size: n=2,599 Canadian citizens, 18 years or older. Regional oversamples in Alberta and BC were used in order to adequately capture perspective on those provinces. The results are nationally weighted to n=2,000 based on Census data from Statistics Canada.

Field Dates: July 14th to July 20th, 2020.

Weighting: Results for Canada are weighted by age, gender, and region to ensure that the overall sample's composition reflects that of the actual population according to Census data; in order to provide results that are intended to approximate a probability sample. Weighted and unweighted frequencies are reported in the table.

Margin of Error: This is a representative sample. However, since the online survey was not a random probability based sample, a margin of error cannot be calculated. Statements about margins of sampling error or population estimates do not apply to most online panels.

Note: Graphs may not always total 100% due to rounding values rather than any error in data. Sums are added before rounding numbers.

	Unweighted (n)	Unweighted (%)	Weighted (n)	Weighted (%)
Men 18-34	259	10.0%	275	13.8%
Men 35-54	333	12.8%	334	16.7%
Men 55+	646	24.9%	362	18.1%
Women 18-34	401	15.4%	272	13.6%
Women 35-54	459	17.7%	347	17.4%
Women 55+	501	19.3%	409	20.4%
BC	441	17.0%	272	13.6%
AB	344	13.2%	227	11.4%
Prairies	136	5.2%	133	6.7%
ON	974	37.5%	764	38.2%
QC	565	21.7%	467	23.4%
Atlantic	139	5.3%	136	6.8%



For more information, please contact:

Greg Lyle

President

(416) 642-6429

glyle@innovativeresearch.ca

Building Understanding.