



Saskatchewan Politics in the Time of COVID-19: June 2020 Update

**Public Opinion Research
Release Date: June 12, 2020
Field Dates: May 29, 2020 to June 03, 2020**

Spotlight on Saskatchewan Politics

The COVID-19 outbreak has set off a series of changes in the Canadian political landscape. In Saskatchewan, Premier Scott Moe is seeing strong approval numbers on his handling of the COVID-19 outbreak as well as high favourability of himself as a leader. Additionally, the Saskatchewan Party continues to lead in vote over the NDP.

Today, INNOVATIVE is releasing a spotlight on Saskatchewan from wave 8 of our COVID-19 Tracking survey. This online survey was in field from May 31st to June 3rd with a weighted sample size of 200 Saskatchewan residents. Detailed methodology is provided in the appendix.

This report covers key results on how those from Saskatchewan are rating their government's handling of the COVID-19 outbreak, their vote choice, and satisfaction with government handling of several issues related to the outbreak.

Government Approval

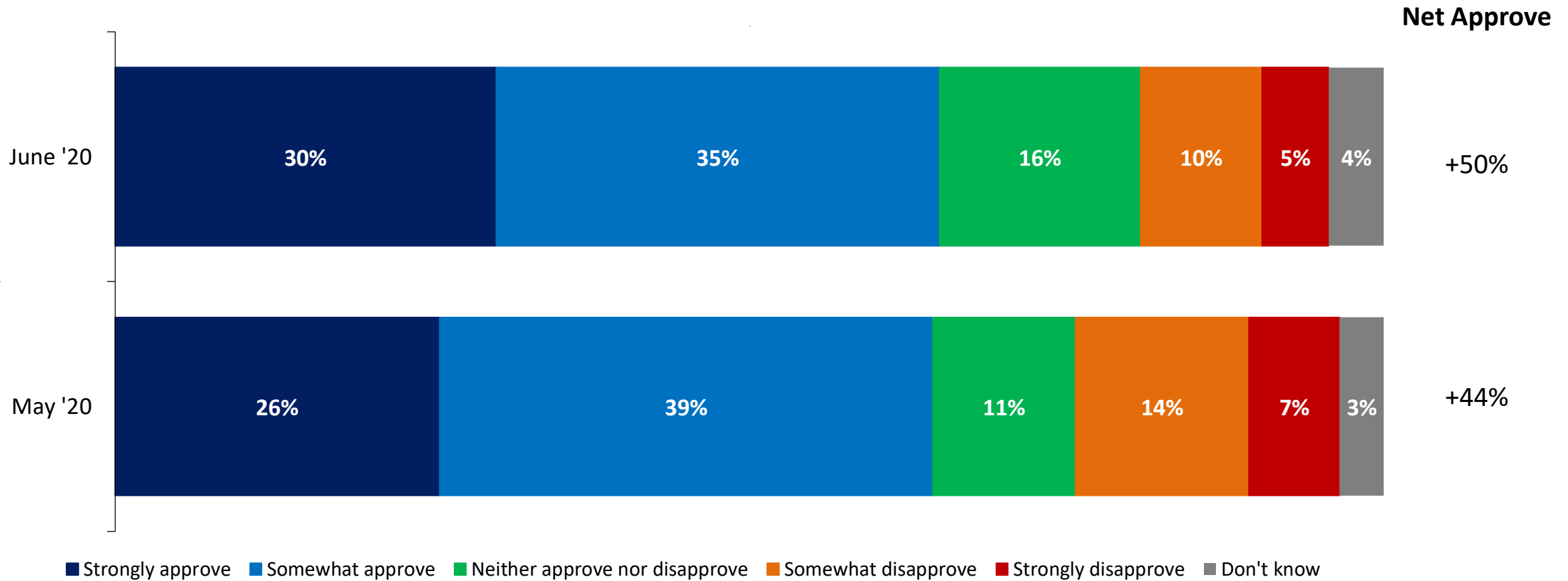
The Saskatchewan government continues to receive very high approval on handling of COVID-19.

COVID-19 Handling Tracking: About 2-in-3 (65%) approve of government handling; net approval is up 6 points from May



Do you approve or disapprove of the way the Saskatchewan Government has handled the outbreak of COVID-19?

[asked of all respondents; n=200]



Leadership

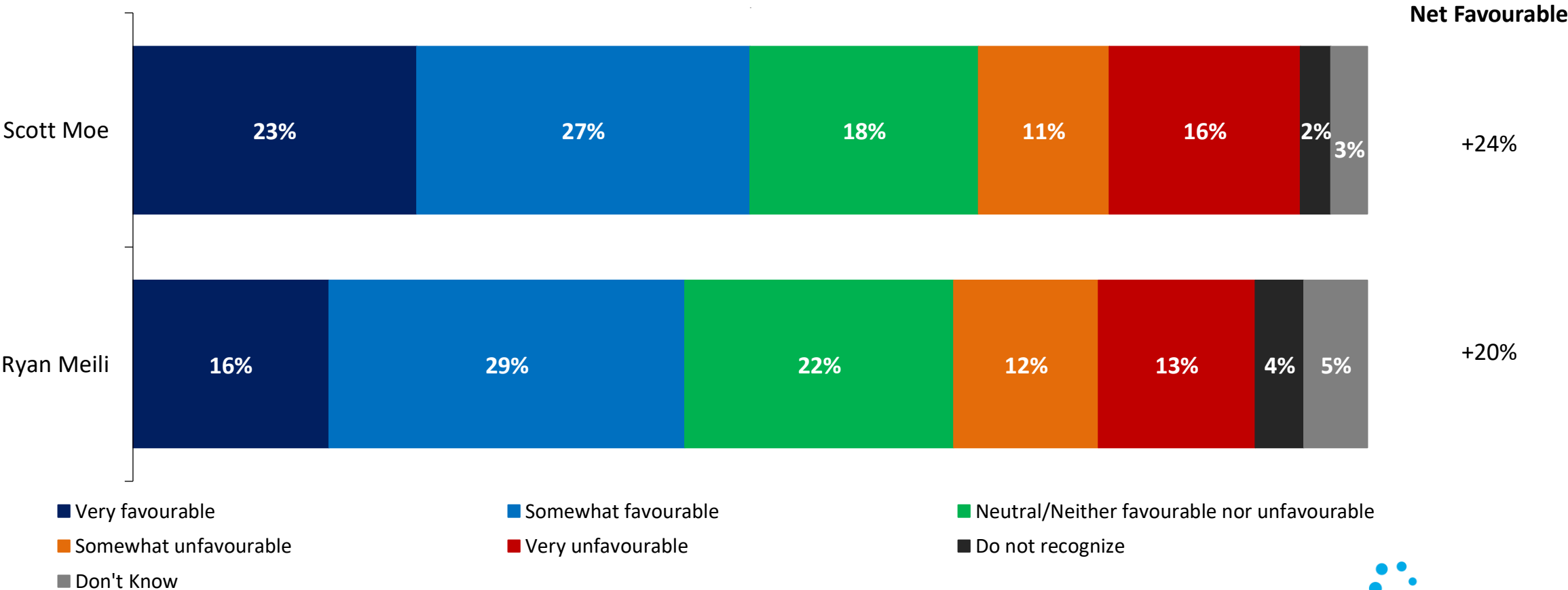
Moe is ahead of Meili in both favourability and as the top choice for who would make the best Premier of Saskatchewan.

Leader Favourables: Premier Moe (+24%) is ahead of Meili (+20%) by 4 points in net favourability



Below are the names of several individuals who have been mentioned in the news recently. For each one, please indicate whether you have heard of that person and, if so, whether you have a very favourable, somewhat favourable, neither favourable or unfavourable, somewhat unfavourable or very unfavourable impression of that person. If you do not recognize the name, just indicate.

[asked of all respondents; n=200]



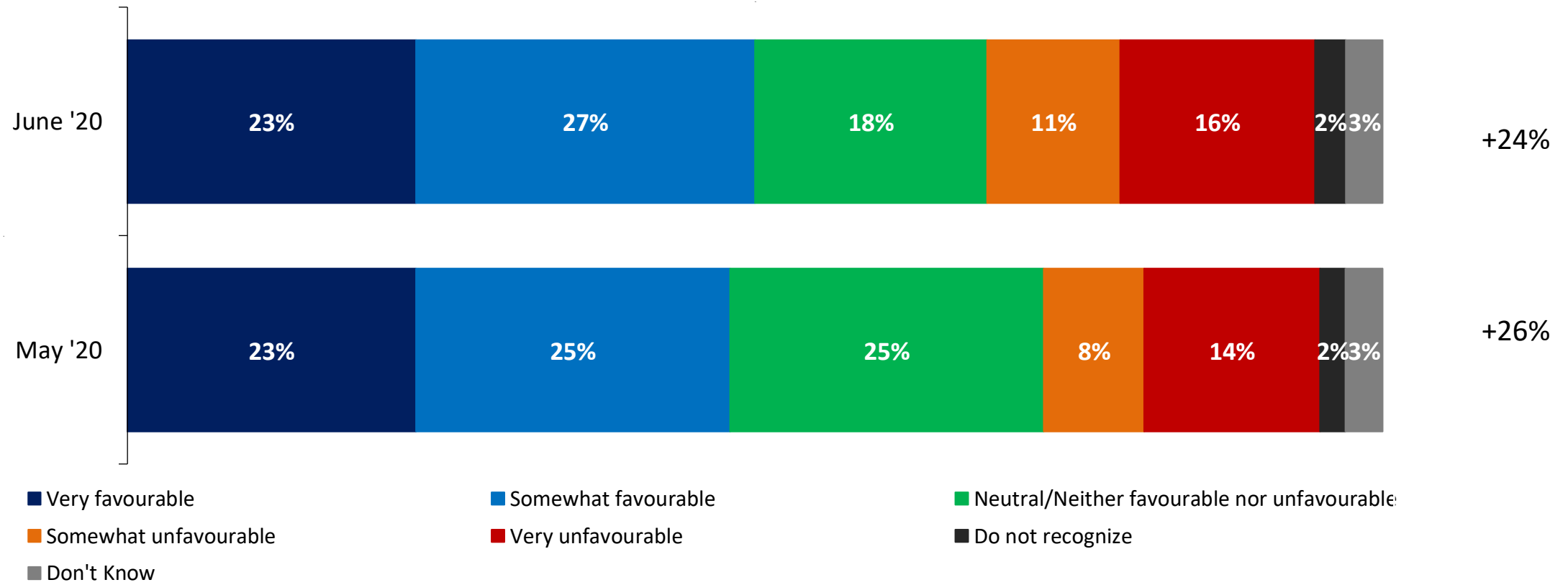
Leader Favourables, Moe: Both favourable and unfavourable impression have increased compared to May, net favourability steady



Below are the names of several individuals who have been mentioned in the news recently. For each one, please indicate whether you have heard of that person and, if so, whether you have a very favourable, somewhat favourable, neither favourable or unfavourable, somewhat unfavourable or very unfavourable impression of that person. If you do not recognize the name, just indicate. **Scott Moe**

[asked of all respondents; n=200]

Net Favourable

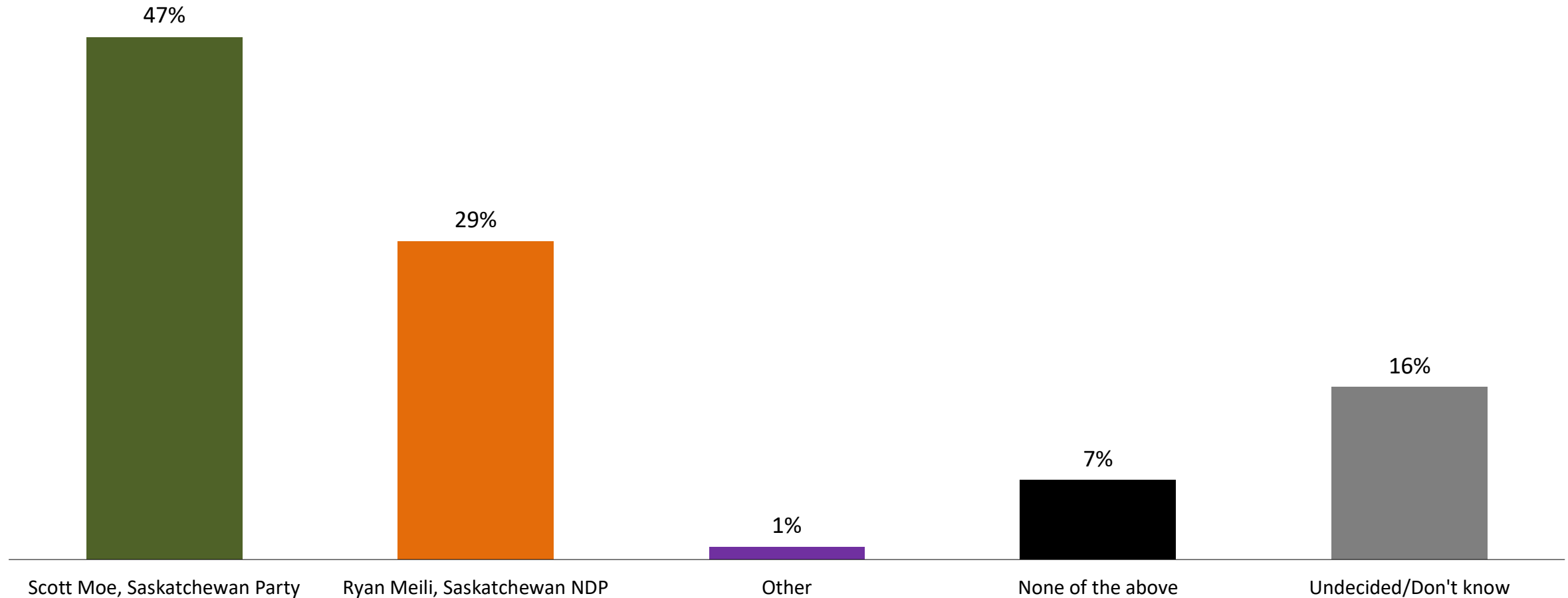


Best Premier: Almost half (47%) say Scott Moe would make best Premier, Ryan Meili trails 18 pts behind at 29%



Which of the following leaders would make the best Premier of Saskatchewan?

[asked of all respondents; n=200]



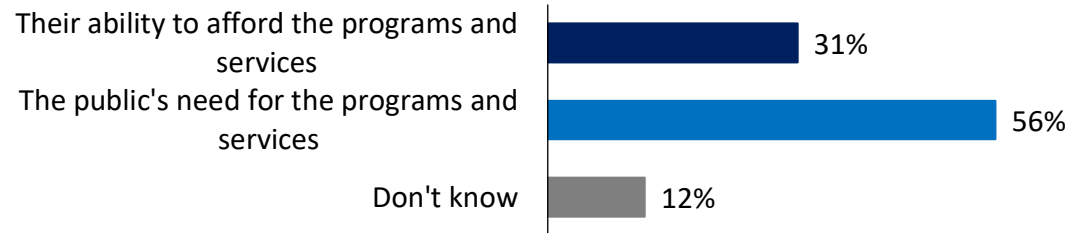
We group individuals into segments based on key political and economic values and attitudes

We use these segments throughout the remainder of the report to analyze vote leadership results.

Core Political Values: Over half (56%) say gov't should base spending decisions on the public's need for the programs and services

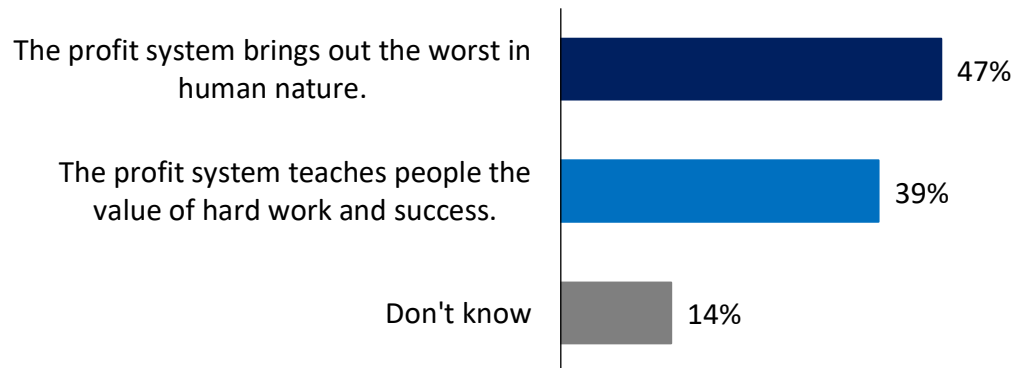
Q Now we would like to ask a few questions about basic values and society...When governments make major decisions concerning spending on programs and services, do you think they should be basing their decisions mainly on...?

[asked of all respondents; n=200]



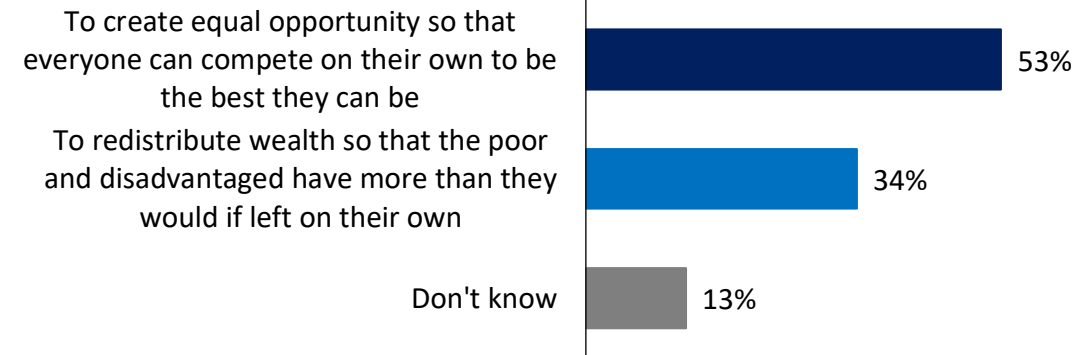
Q Which of the following statements comes closest to your view?

[asked of all respondents; n=200]



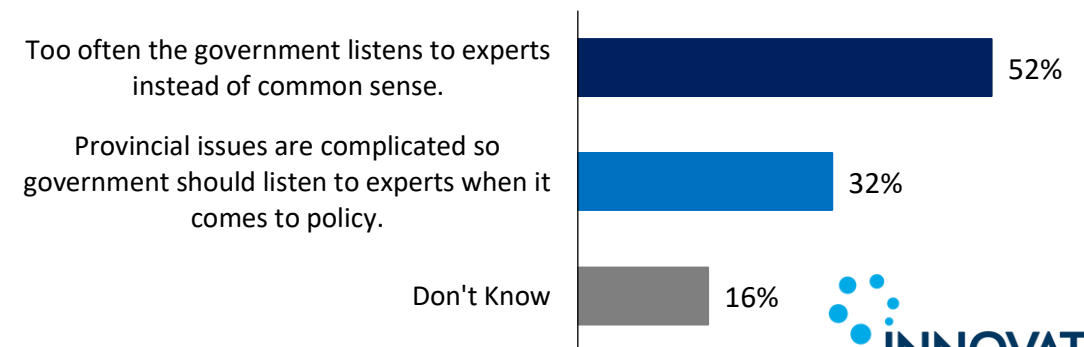
Q Is the main role of government to...?

[asked of all respondents; n=200]



Q When it comes to government decision making, which of the following statements is closest to your view?

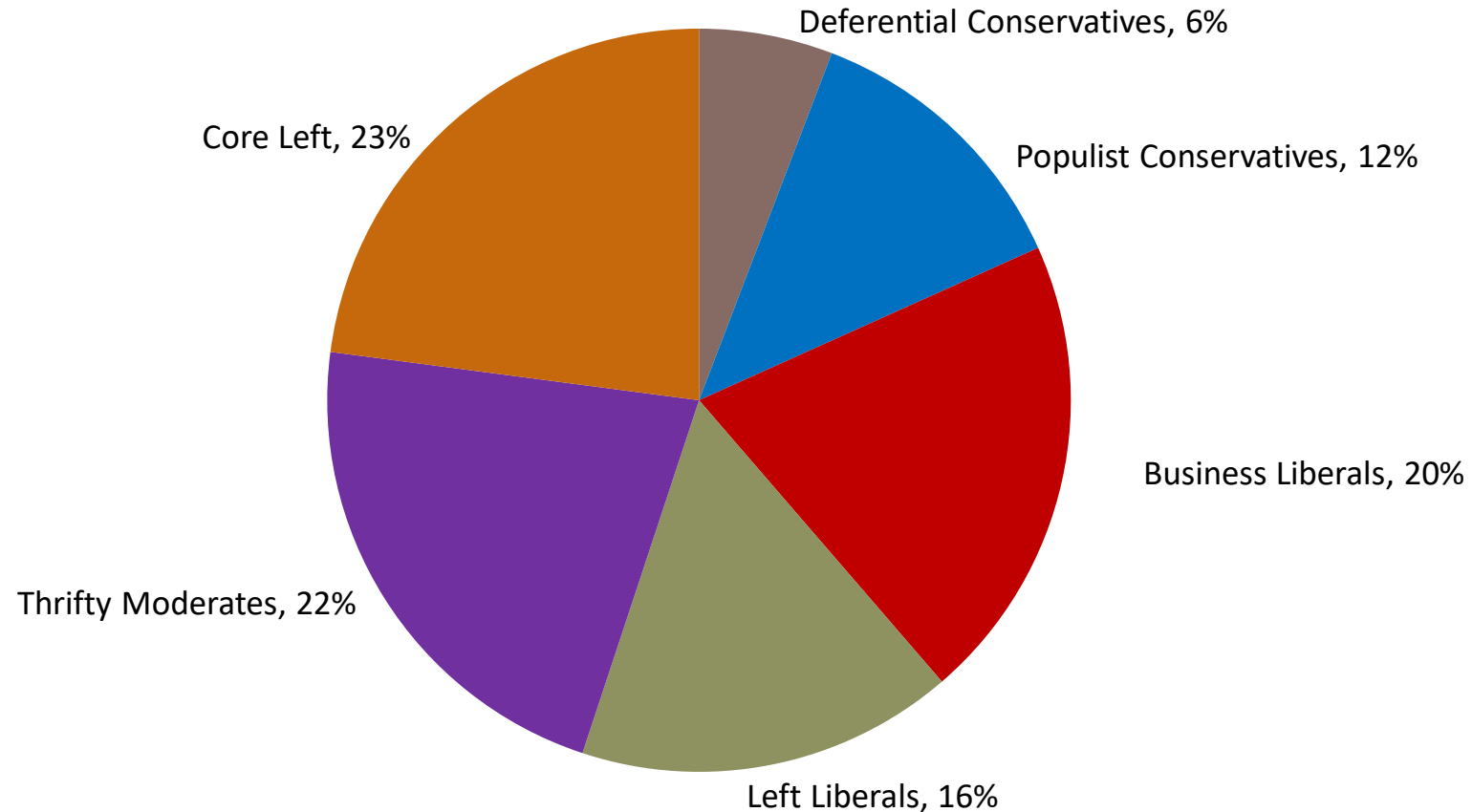
[asked of all respondents; n=200]



Value Clusters: Most are Core Left (23%) followed by Thrifty Moderates (22%) and Business Liberals (20%)

Clusters are based on 4 basic values: equal opportunity versus redistribution; trust in the profit system; whether spending should be based on ability to afford or public need; and whether government should listen to experts or common sense.

[asked of all respondents; n=200]



Defining Value Clusters: 6 value clusters are defined by 4 key political values

Core Political Values by Value Clusters

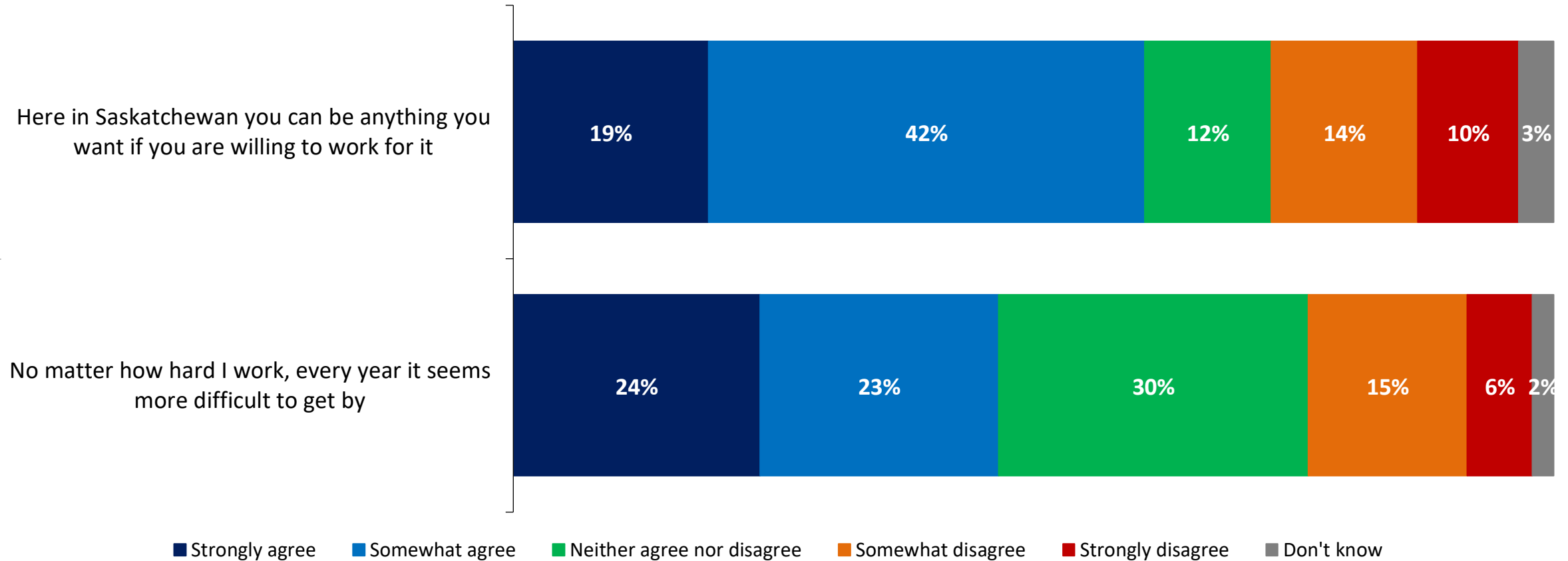
Column %		Deferential Conservatives	Populist Conservatives	Business Liberals	Left Liberals	Thrifty Moderates	Core Left
Governments should base decisions on...	Ability to afford	100%	90%	0%	0%	66%	0%
	Public Need	0%	0%	97%	95%	0%	91%
Is the main role of government to .?	Create equal Opportunity	87%	100%	72%	95%	23%	0%
	Redistribute wealth	13%	0%	24%	0%	36%	91%
When it comes to government decision making...	Rely on common sense	0%	100%	57%	60%	48%	32%
	Listen to experts	100%	0%	29%	20%	23%	51%
The profit system...	Brings out the worst in human nature	0%	0%	0%	88%	53%	92%
	Teaches value of hard work and success	100%	97%	93%	0%	11%	0%

Segmentation Attitudes: Most (61%) believe that you can be anything you want in Saskatchewan if you're willing to work for it



Do you agree or disagree with the following statements?

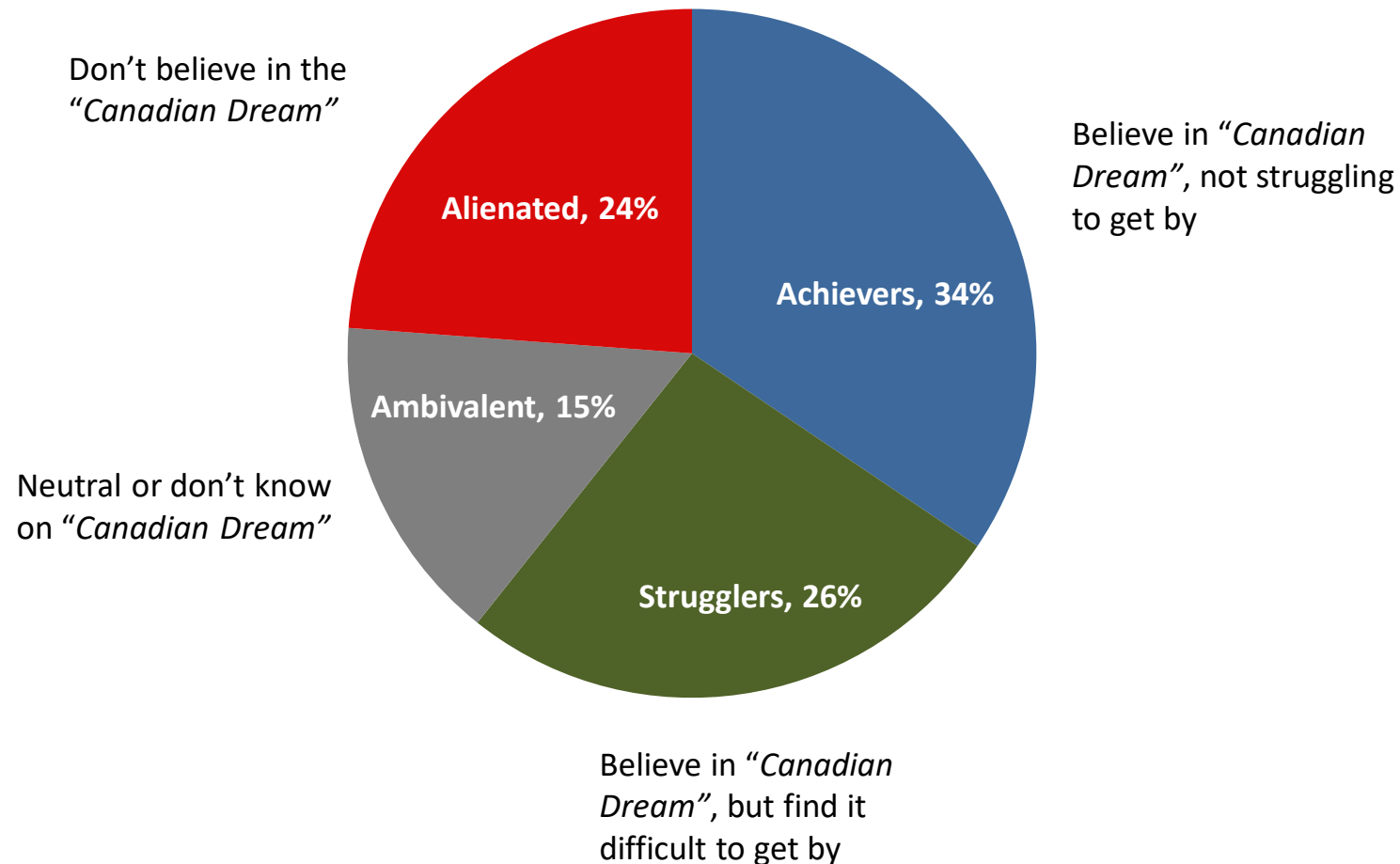
[asked of all respondents; n=200]



Economic Gap Segmentation: 1-in-3 (34%) believe in the 'Canadian Dream' and are not struggling to get by

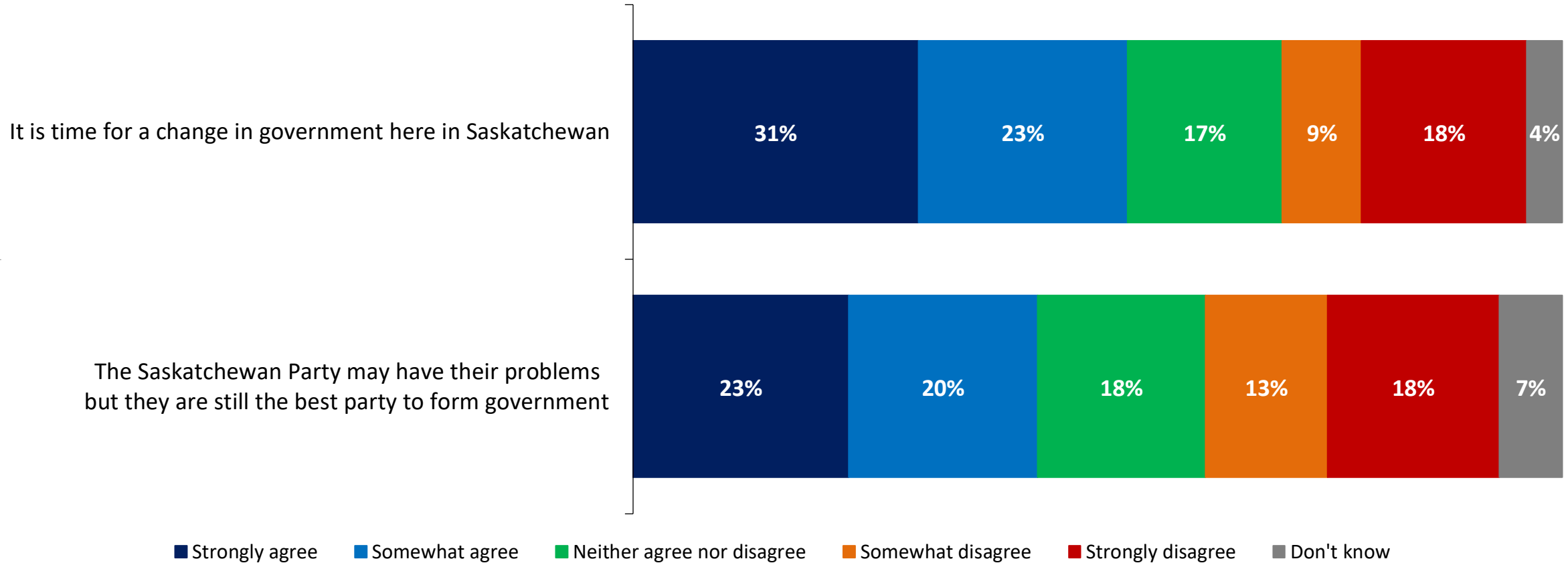
Gap segmentation: Agree with 'Here in [PROVINCE] you can be anything you want if you are willing to work for it' BY Agree with 'No matter how hard I work, every year it seems more difficult to get by'.

[asked of all respondents; n=200]



Time for Change Attitudes: Close to half (53%) agree that it is time for a change in government in Saskatchewan

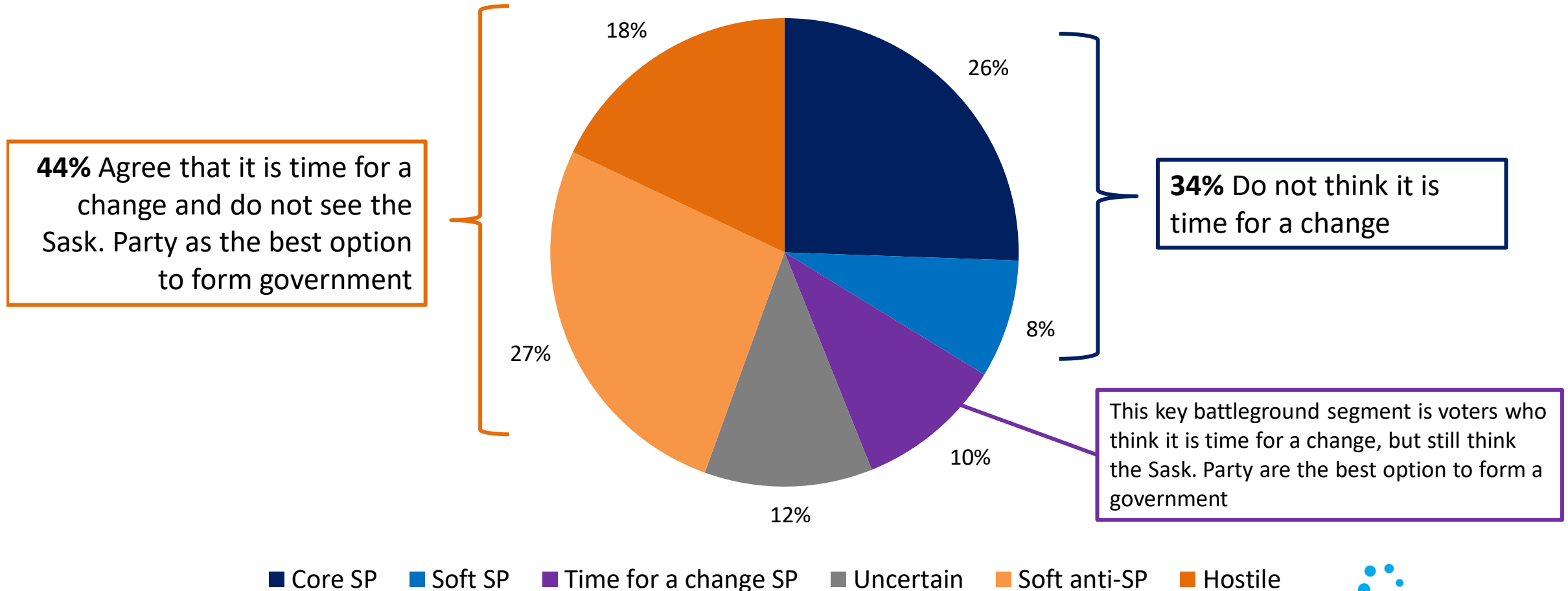
Q Do you agree or disagree with the following statements? -
[asked of all respondents; n=200]



Time for Change Segmentation: Plurality (44%) of respondents say it is time for a change in gov't; 1-in-3 (34%) say it's not time for change

Time for Change segmentation: Agree with 'The Saskatchewan Party may have their problems but they are still the best party to form government' BY Agree with 'It is time for a change in government here in Saskatchewan'.

[asked of all respondents; n=200]



The Saskatchewan Party still has a strong lead over the NDP in vote share

Innovative reports on vote intention in two ways.

When we ask people who they would vote for if an election were held today, and who they lean towards if they are unsure, we call those results **Combined vote**. This accounts for the views of everyone in the population including decided voters, undecided voters, and non-voters.

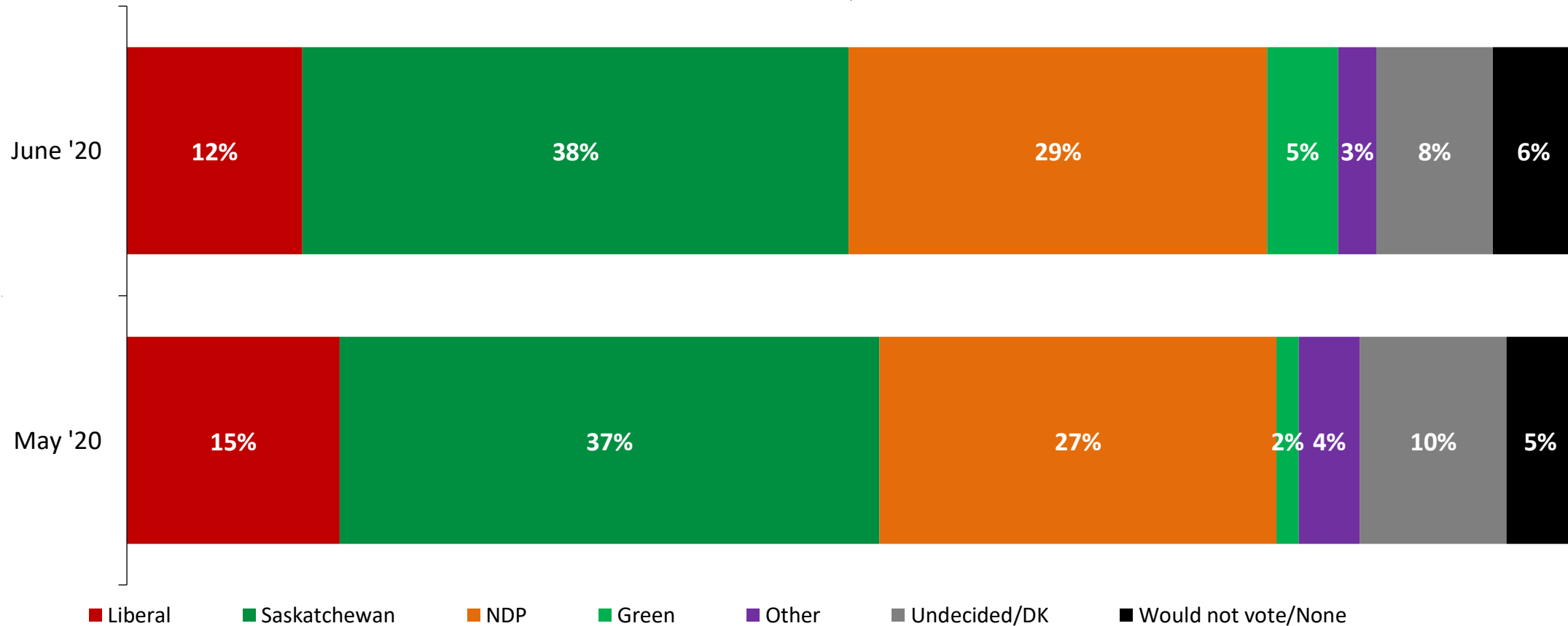
When we look at the results among *only* decided voters, we call that **Decided vote**. These results most tell us what the election results would be like if the survey results matched the election exactly.

Provincial Combined Vote: Close to 4-in-10 (38%) say they would vote for the Saskatchewan Party while the NDP is 9-pts behind at 29%



If a provincial election were held today, which party would you vote for? In that case, which party do you lean toward slightly? **[Vote + Lean]**

[asked of all respondents; n=200]

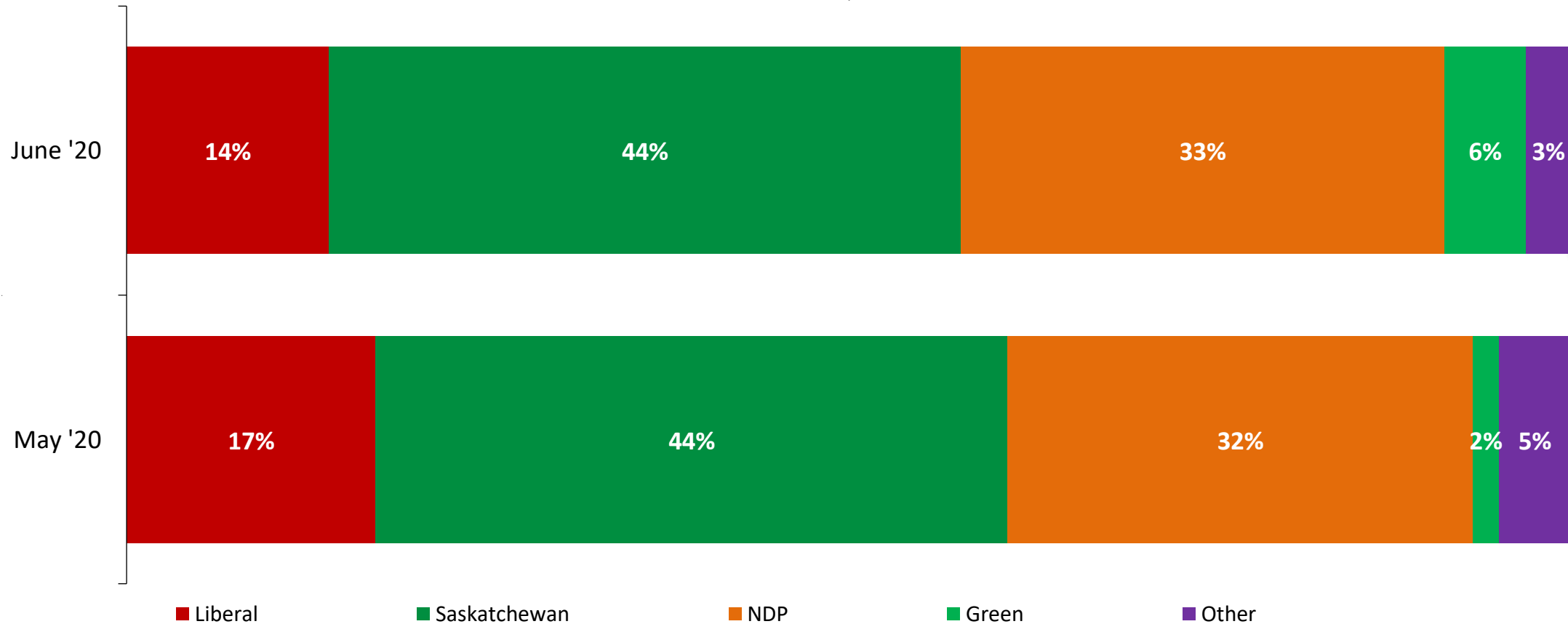


Provincial Decided Vote: The Saskatchewan Party has close to half of the decided vote (44%) while the NDP (33%) and Liberals (14%) trail



If a provincial election were held today, which party would you vote for? In that case, which party do you lean toward slightly? **[DECIDED]**

[decided voters only; n=173]



Combined Vote by Value Cluster: The top choice among Business Liberals is the Saskatchewan Party while top choice for Core Left is NDP

		Value Clusters				
		Deferential/Populist Conservatives	Business Liberals	Left Liberals	Thrifty Moderates	Core Left
		(N=37)	(N=41)	(N=33)	(N=44)	(N=46)
Combined Vote	Liberal	17%	11%	13%	14%	6%
	Saskatchewan	71%	36%	24%	41%	20%
	NDP	7%	25%	40%	10%	60%
	Green	0%	9%	5%	5%	5%
	Other	2%	0%	2%	3%	5%
	Undecided/DK	3%	8%	6%	19%	3%
	Would not Vote/None	0%	11%	9%	9%	0%

Combined Vote by Economic Gap: Achievers (50%) and Strugglers (44%) alike give about half of their vote to the Saskatchewan Party

		Economic Gap			
Combined Vote		Achievers	Strugglers	Ambivalent	Alienated
		(N=69)	(N=53)	(N=31)	(N=48)
	Liberal	15%	14%	13%	6%
	Saskatchewan	50%	44%	22%	24%
	NDP	27%	17%	16%	54%
	Green	5%	6%	5%	4%
	Other	0%	0%	10%	5%
	Undecided/DK	1%	11%	25%	3%
	Would not Vote/None	3%	8%	10%	4%

Combined Vote by Time for Change: Those who are Soft anti-SP/Hostile towards the gov't overwhelmingly report their vote as NDP

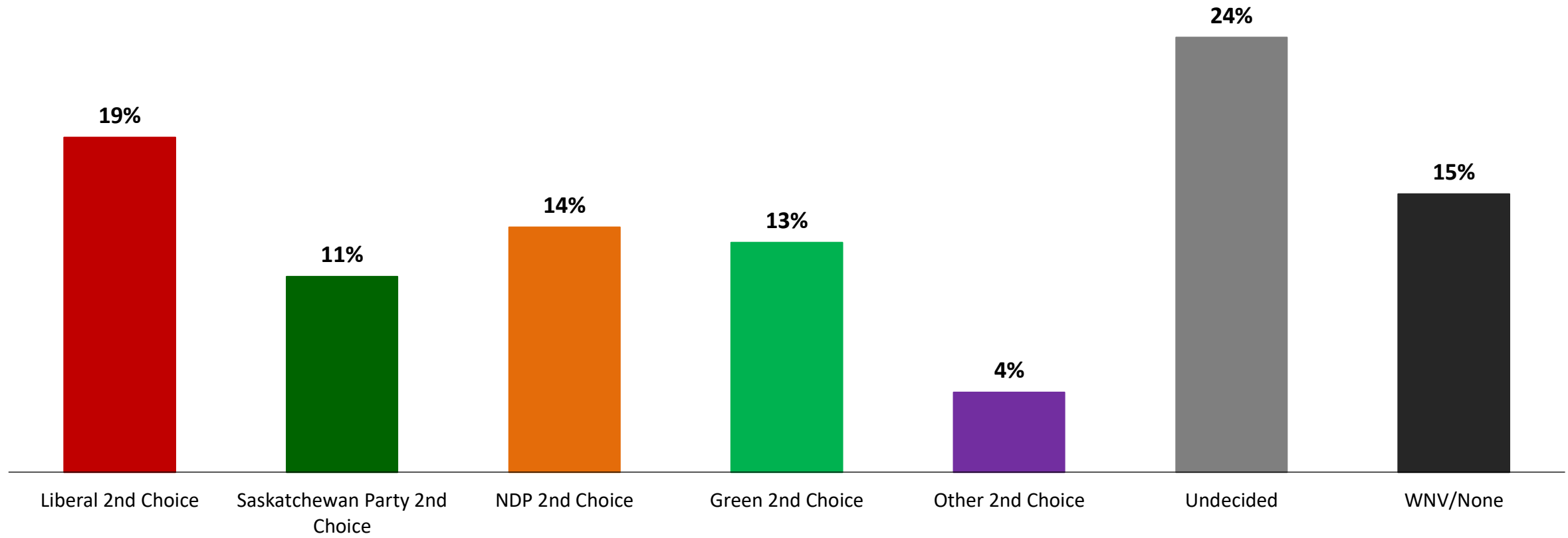
Combined Vote	Time for Change			
	Core/Soft SP	Time for a change SP*	Uncertain*	Soft anti-SP/Hostile
	(N=67)	(N=20)	(N=23)	(N=89)
Liberal	7%	15%	29%	11%
Saskatchewan	81%	51%	15%	8%
NDP	1%	5%	15%	59%
Green	2%	13%	3%	6%
Other	0%	11%	0%	3%
Undecided/DK	8%	0%	16%	8%
Would not Vote/None	1%	5%	22%	5%

Provincial 2nd Choice: Most say they are undecided (24%) on their 2nd choice; Liberal (19%) is the top 2nd choice of all parties



And which party would be your second choice?

[only decided voters; n=173]



Provincial 2nd Choice: The top 2nd choice for NDP voters is Liberal (28%); similarly, top 2nd choice for Liberal voters is NDP (43%)

And which party would be your second choice? BY [Vote+Lean]

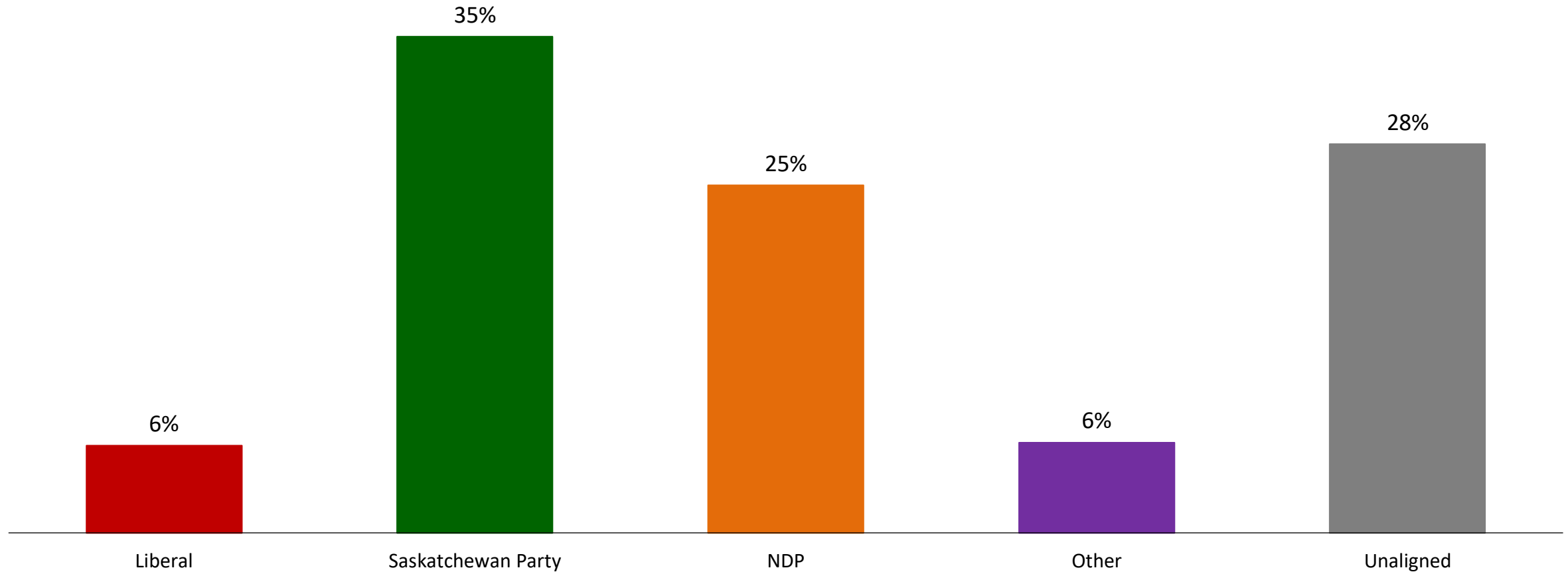
Second Choice	First Choice		
	Liberal 1st Choice*	Sask Party 1st Choice	NDP 1st Choice
	(N=24)	(N=76)	(N=58)
	Liberal 2nd Choice	17%	28%
	Saskatchewan Party 2nd Choice	15%	22%
	NDP 2nd Choice	8%	0%
	Green 2nd Choice	8%	26%
Second Choice	Other 2nd Choice	30%	9%
	Undecided	22%	9%
	WNV/None	22%	9%

Provincial Party ID: Most say they identify with the Saskatchewan Party (35%) followed by 'Unaligned' (28%) and NDP (25%)



Thinking about politics in Saskatchewan, generally speaking, do you usually think of yourself as a...

[asked of all respondents; n=200]



Combined Vote by Party ID: Sask Party and NDP partisans are equally loyal with about 9 out of 10 of their vote (89%) going to their party

Provincial Combined Vote	Provincial Party Identification			
	Saskatchewan Party	NDP	Unaligned	
	(N=70)	(N=49)	(N=55)	
	Liberal	5%	10%	4%
	Saskatchewan	89%	2%	21%
	NDP	4%	89%	20%
	Green	0%	0%	7%
	Other	1%	0%	4%
	Undecided/DK	1%	0%	22%
Would not vote/None	0%	0%	20%	

Preparing for the Future

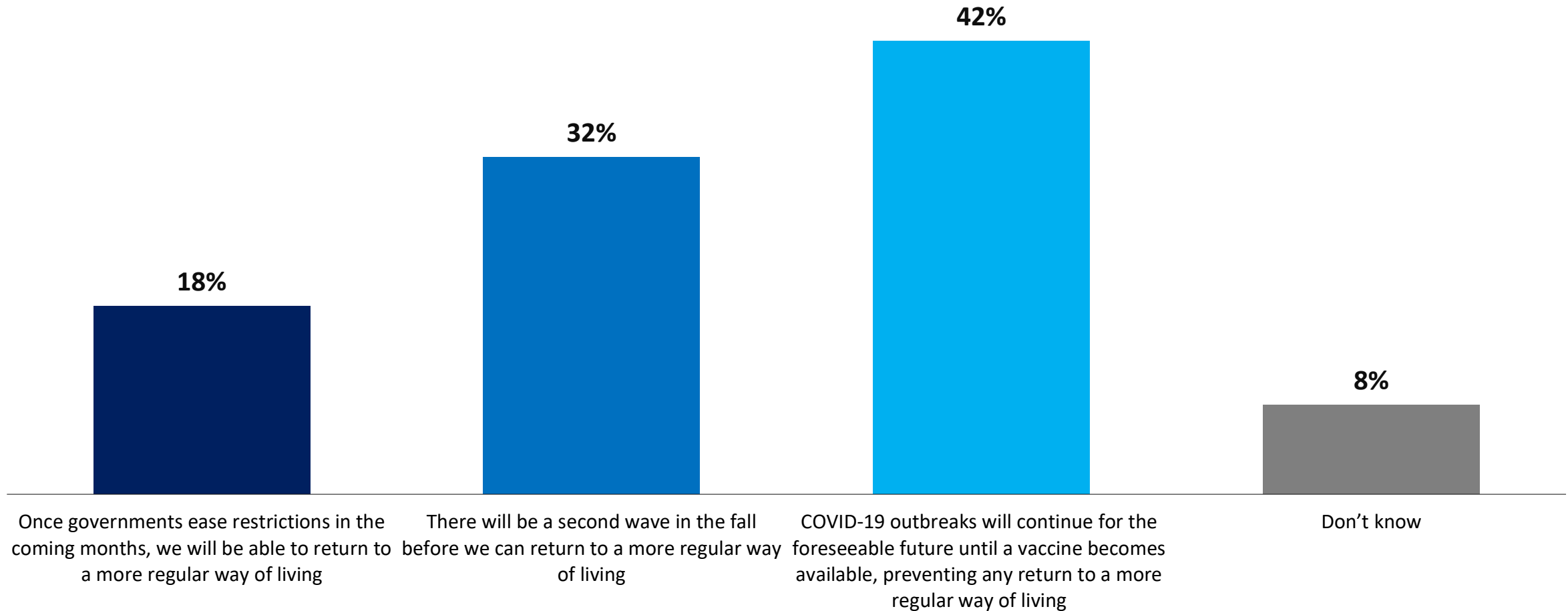
Managing transmission from international travelers and preparing hospitals for a second wave are seen as critical strengths for Saskatchewan's provincial government. Almost half of respondents believe the government should start reducing the size of the deficit by focusing spending mainly on the most impacted groups but reducing COVID-19 support for everyone else.

Re-opening: Most (42%) say outbreaks will continue for the foreseeable future until a vaccine becomes available



Which of the following comes closest to your point of view?

[asked of all respondents in SK; n=200]



Shorthand for the Issues

Respondents are asked to rate the importance of various issues and how satisfied they are with the federal and provincial governments on those issues in preparation for the near future. The table below shows the shorthand which is used in the report and the corresponding full wording shown on the survey.

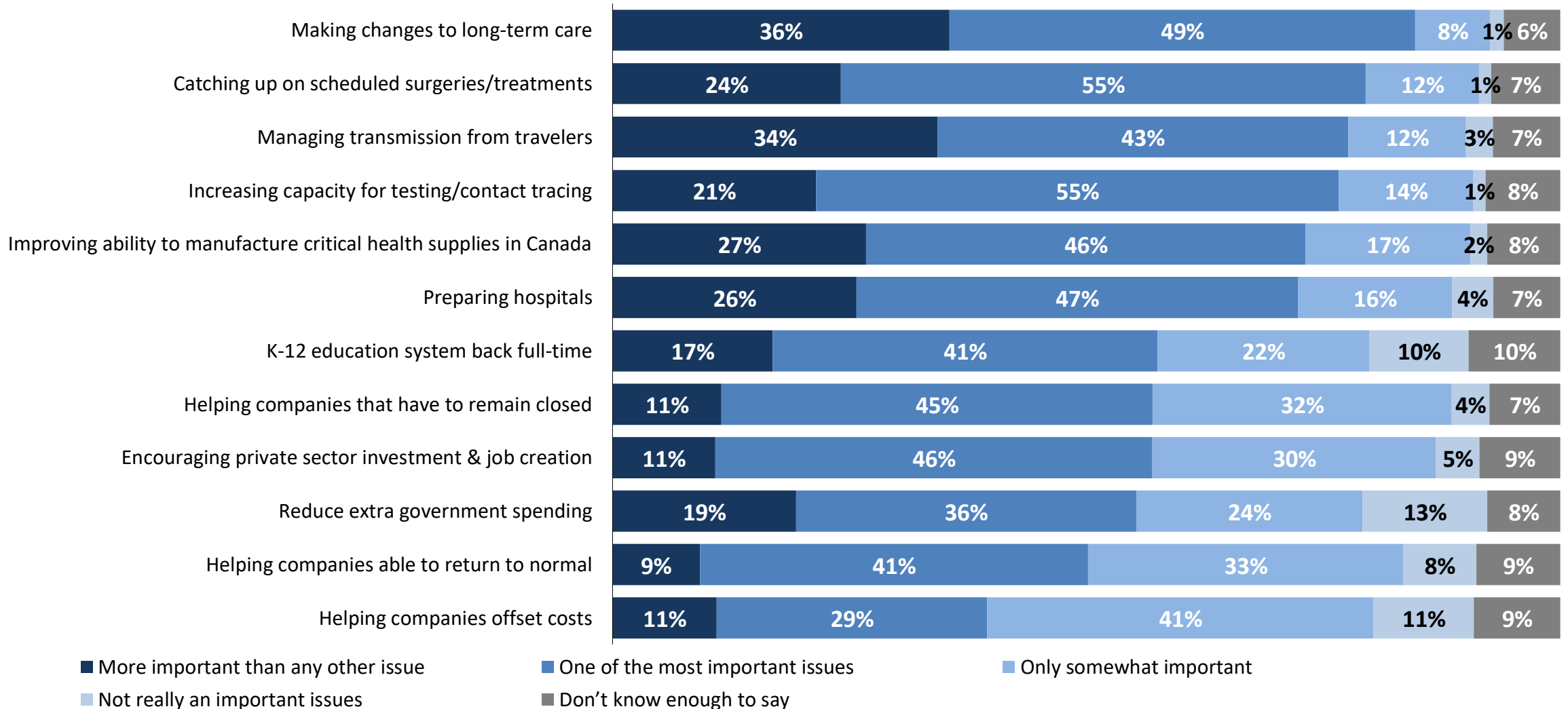
<i>Full Question Wording</i>	<i>Shorthand</i>
Helping companies that are able to return to normal operations to manage the damage from the “lockdown”	Helping companies able to return to normal
Helping companies offset the costs associated with new COVID-19 rules and restrictions	Helping companies offset costs
Helping companies that have to remain closed for now to survive	Helping companies that have to remain closed
Catching up on scheduled surgeries and other healthcare treatments that have been delayed	Catching up on scheduled surgeries/treatments
Making changes to the long-term care system to better protect seniors	Making changes to long-term care
Preparing hospitals in case there is a future spike in new cases	Preparing hospitals
Increasing public health agencies’ capacity to conduct testing and contact tracing	Increasing capacity for testing/contact tracing
Beginning to reduce the amount of extra government spending on COVID-19 measures	Reduce extra government spending
Transitioning the K-12 education system back to full time instruction, either in person or online	K-12 education system back full-time
Managing COVID-19 transmission from international travelers coming to Canada	Managing transmission from travelers
Improving Canada’s ability to manufacture more of our critical health supplies here in Canada (e.g. personal protective equipment)	Improving ability to manufacture critical health supplies in Canada
Encouraging private sector investment and job creation	Encouraging private sector investment & job creation

Important Issues: Top issues include making changes to long-term care to protect seniors and catching up on scheduled surgeries



Currently, experts expect that COVID-19 outbreaks will continue in Canada for the next year or more. As governments address these ongoing impacts from COVID-19, there are a number of issues they may consider. On the list below, please indicate how important each issue is to you personally?

[asked of all respondents in SK; n=200]

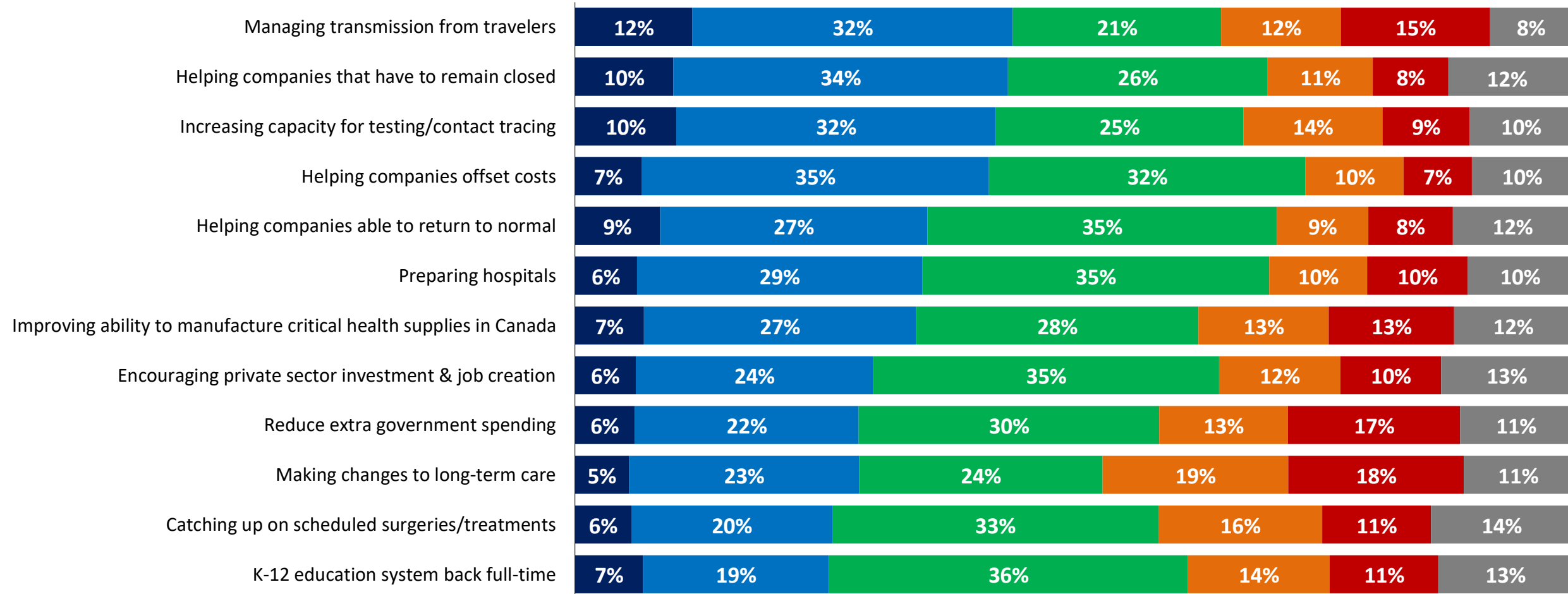


Federal Satisfaction: Top federal issue respondents are satisfied with is managing transmission from international travelers



And how satisfied are you with the work done so far by the Federal Government on each of these issues?

[asked of all respondents in SK; n=200]



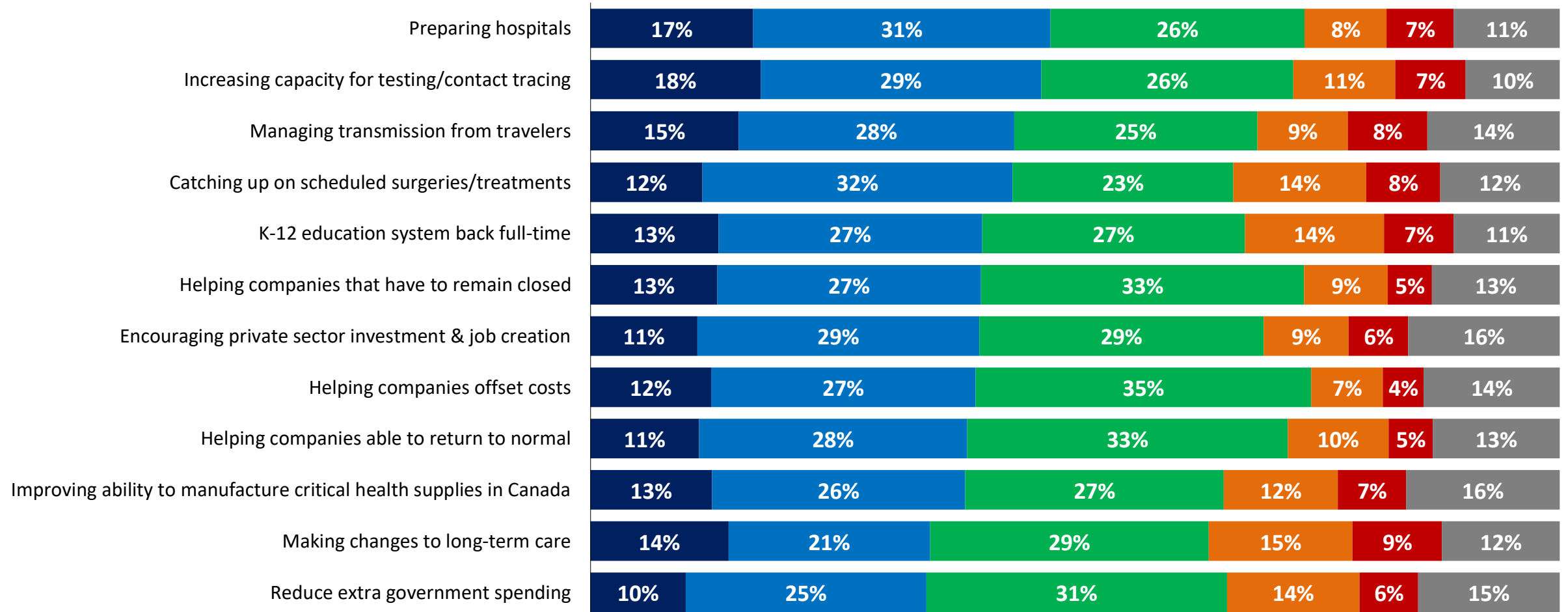
■ Very satisfied
 ■ Somewhat satisfied
 ■ Neither satisfied nor dissatisfied
 ■ Somewhat dissatisfied
 ■ Very dissatisfied
 ■ Don't know

Provincial Satisfaction: Top issues respondents are satisfied with include preparation of hospitals and capacity of testing/contact tracing



And how satisfied are you with the work done so far by the Saskatchewan Provincial Government on each of these issues?

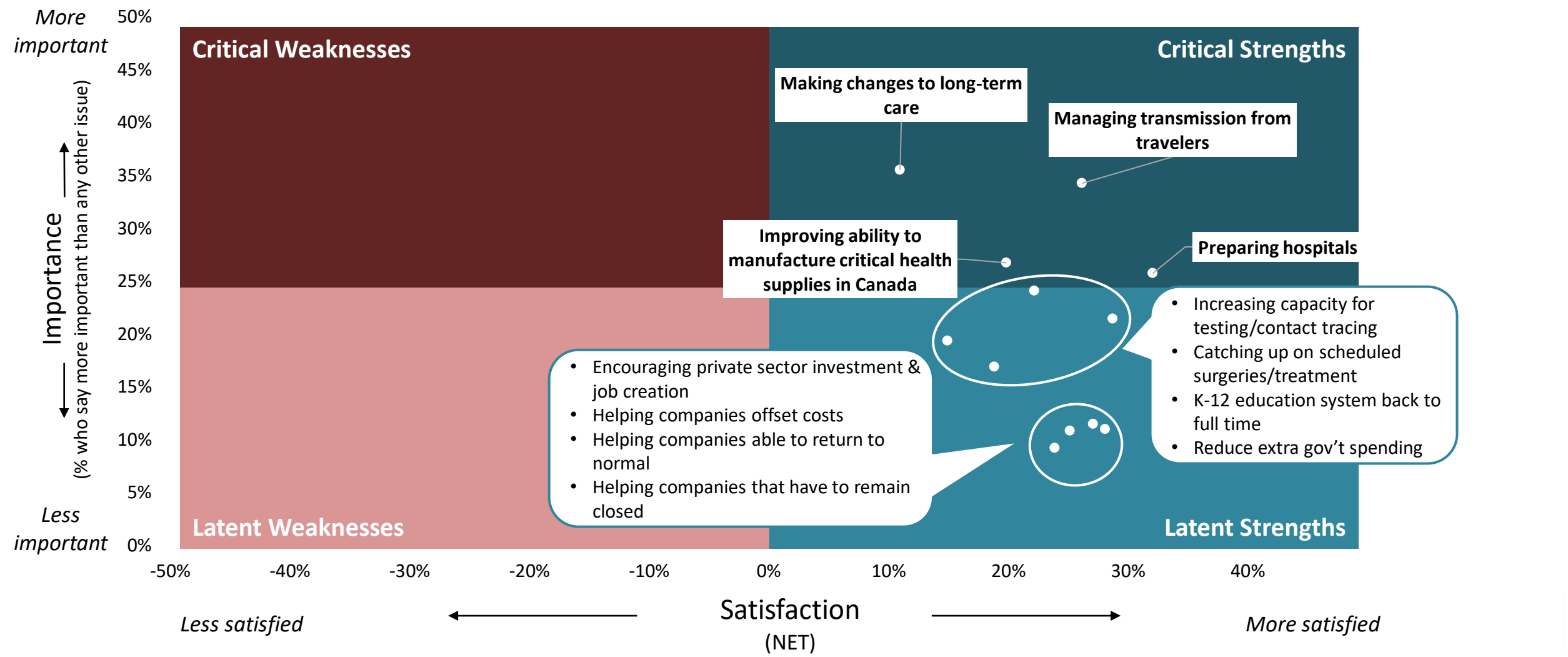
[asked of all respondents in SK; n=200]



■ Very satisfied
 ■ Somewhat satisfied
 ■ Neither satisfied nor dissatisfied
 ■ Somewhat dissatisfied
 ■ Very dissatisfied
 ■ Don't know

Importance by SK Provincial Satisfaction: Managing transmission from travelers and preparing hospitals seen as a critical strengths

The Saskatchewan provincial government is receiving positive net satisfaction on all areas and are receiving the highest marks on preparing hospitals for a second wave and increasing capacity for testing/contact tracing. Managing transmission from travellers, one of the issues with the highest importance, has the third highest net satisfaction score.



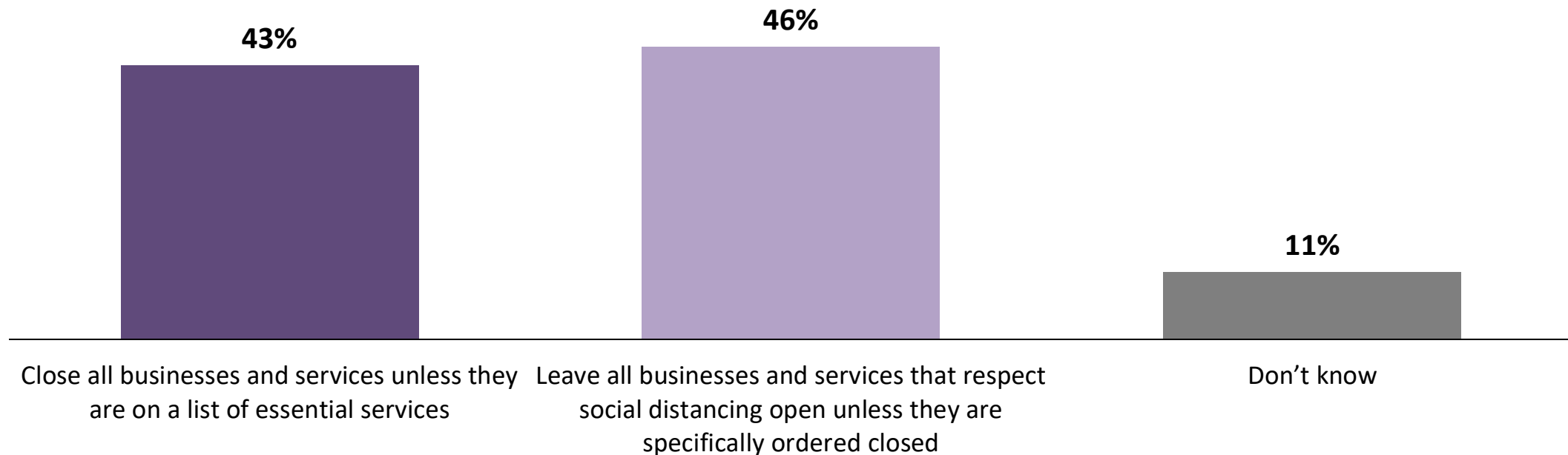
Second Lockdown: Respondents are split between leaving businesses that can respect social distancing open and closing all non-essential



During the recent “lockdown” phase of COVID-19, provincial and territorial governments across Canada took two different approaches. Some governments said all business and services must close unless they are on a list of essential services. Other governments said business and services that respect social distancing measures can remain open unless the top public health official specifically ordered them closed.

If there is a second wave of COVID-19 cases in Saskatchewan, which approach would you prefer the Provincial Government take?

[asked of all respondents in SK; n=200]

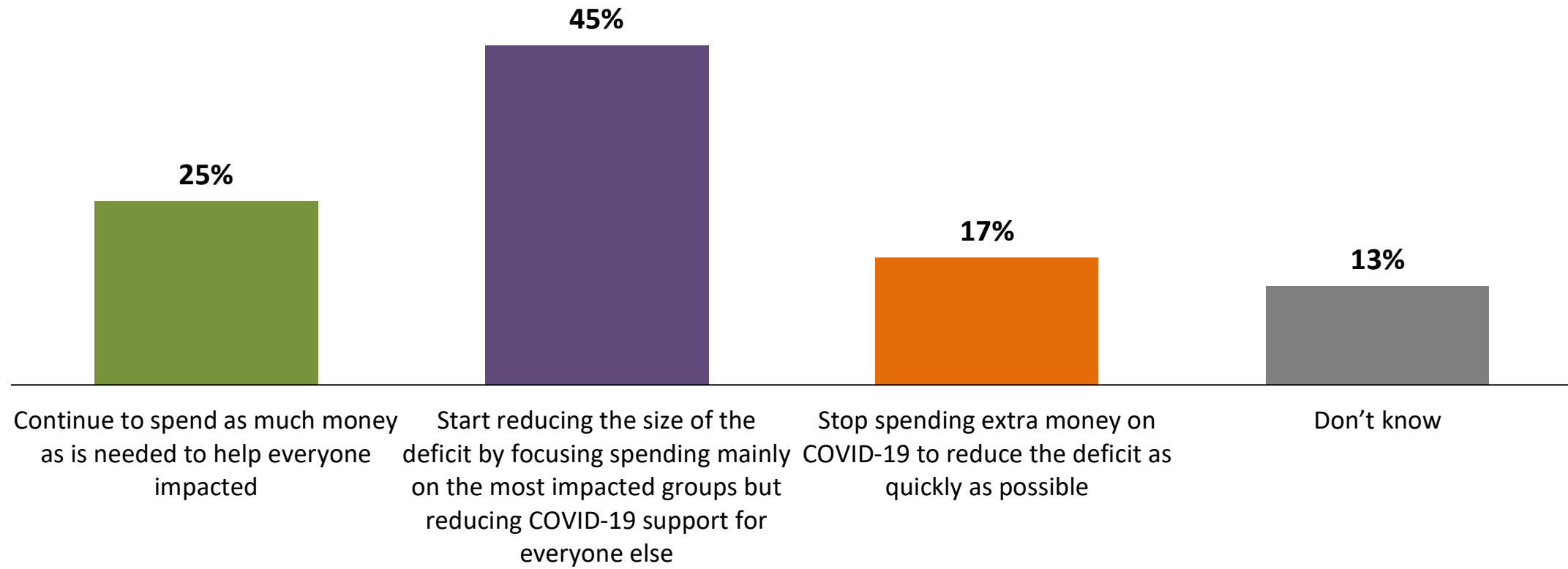


Government Spending Decisions: Nearly half (45%) say gov'ts should start reducing spending by focusing on only those most impacted



When governments make major decisions concerning spending on COVID-19 relief programs, do you think they should...

[asked of all respondents in SK; n=200]



Methodology

Survey Methodology

These are the results of an online survey conducted between May 29th and June 3rd, 2020.

Method: This online survey was conducted using INNOVATIVE's Canada 20/20 national research panel with additional respondents from Lucid, a leading provider of online sample. Each survey is administered to a series of randomly selected samples from the panel and weighted to ensure that the overall sample's composition reflects that of the actual Canadian population according to Census data to provide results that are intended to approximate a probability sample.

Sample Size: n=204 Saskatchewan residents, 18 years or older. The results are weighted to n=200 based on Census data from Statistics Canada.

Field Dates: May 29th and June 3rd, 2020.

Weighting: Results for Saskatchewan are weighted by age and gender to ensure that the overall sample's composition reflects that of the actual population according to Census data; in order to provide results that are intended to approximate a probability sample. Weighted and unweighted frequencies are reported in the table.

Margin of Error: This is a representative sample. However, since the online survey was not a random probability based sample, a margin of error cannot be calculated. Statements about margins of sampling error or population estimates do not apply to most online panels.

Note: Graphs may not always total 100% due to rounding values rather than any error in data. Sums are added before rounding numbers.

	Unweighted (n)	Unweighted (%)	Weighted (n)	Weighted (%)
Males 18-34	20	9.8%	30	15.2%
Males 35-54	22	10.8%	34	17.2%
Males 55+	43	21.1%	33	16.6%
Females 18-34	28	13.7%	30	14.8%
Females 35-54	35	17.2%	35	17.4%
Females 55+	56	27.5%	38	18.8%

For more information, please contact:

Greg Lyle

President

(t) 416-642-6429

(e) glyle@innovativeresearch.ca

Building Understanding.

