



 **INNOVATIVE**  
RESEARCH GROUP

# Canada This Month Federal Funding for Municipalities

Public Opinion Research  
Release Date: June 1, 2020  
Field Dates: May 15<sup>th</sup> 2020,  
to May 20<sup>th</sup>, 2020

# Federal Response to effects of COVID-19 on Canadian Municipalities

The COVID-19 outbreak has led to significant shortfalls in revenues for municipalities across Canada. Thus far, the Federal government has not been willing to provide support to COVID-19 related financial issues.

Today, INNOVATIVE is releasing results from the 7<sup>th</sup> wave of COVID-19 tracking. This online survey was in field from May 15<sup>th</sup> to May 20<sup>th</sup> with a weighted sample size of 1,500 and oversamples in every province. Detailed methodology is provided in the appendix.

This report covers key results on Canadians' awareness, perceived importance and support of the Federal government's current stance on municipal assistance.

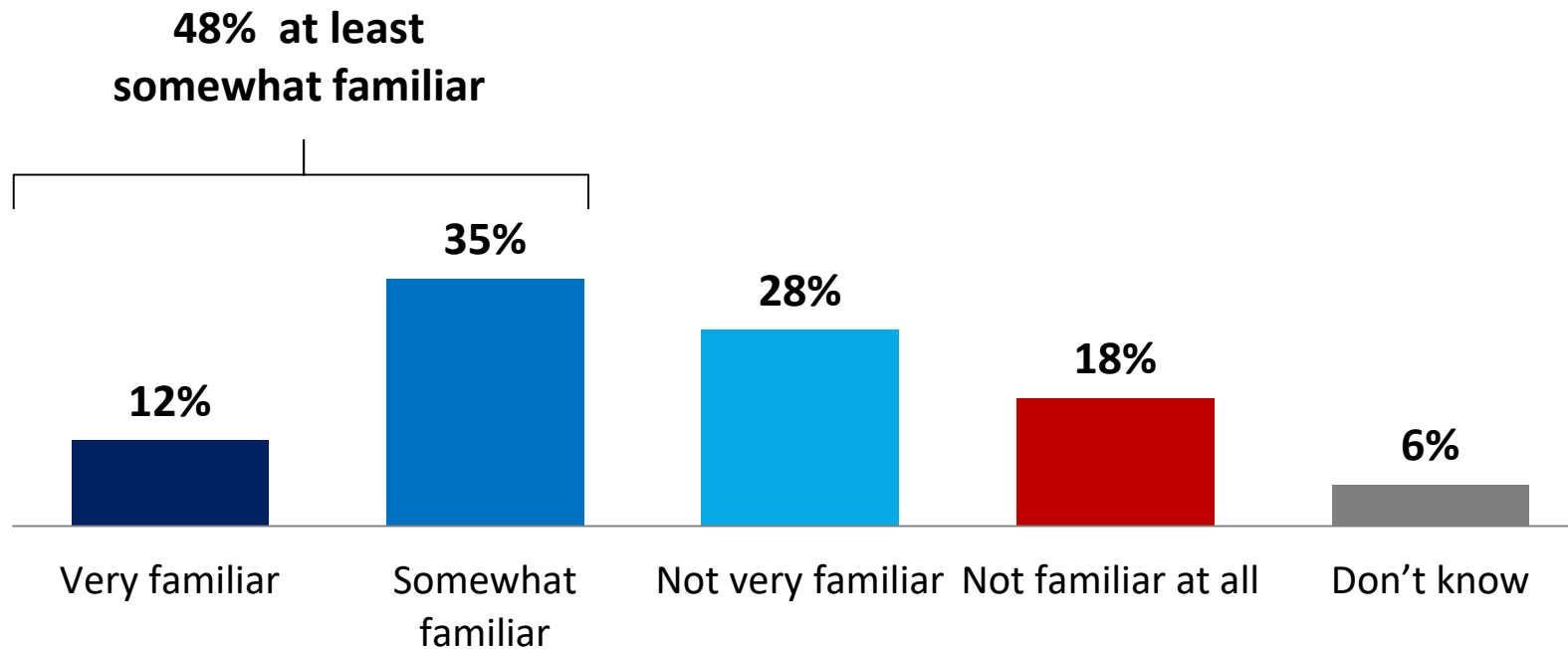
Over half (54%) of respondents support the federal government providing financial assistance for municipalities. More than a third (37%) support the government's position on financial assistance, that none will be provided for municipalities.

# Familiarity with Municipal Operating Budget shortfall: Almost half (48%) are familiar with the issues Municipalities face

**Q** In late April, The Federation of Canadian Municipalities (FCM) said, *“With plummeting revenues, rising expenses and a legal proscription against running operating deficits, municipalities are at imminent risk of having to cut essential services to Canadians to remain solvent.”*

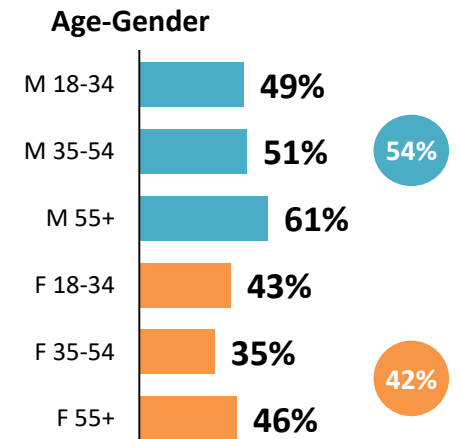
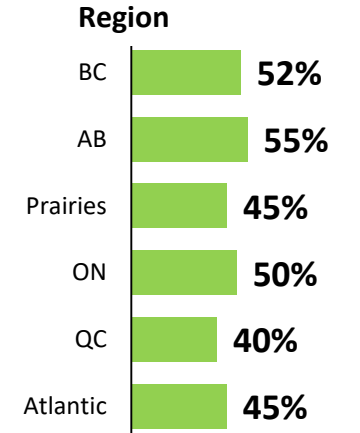
**Before this survey, how familiar were you with the issues facing Canadian municipalities?**

[asked of all respondents; n=1,500]



## Segmentation

Canadians who are at least somewhat familiar



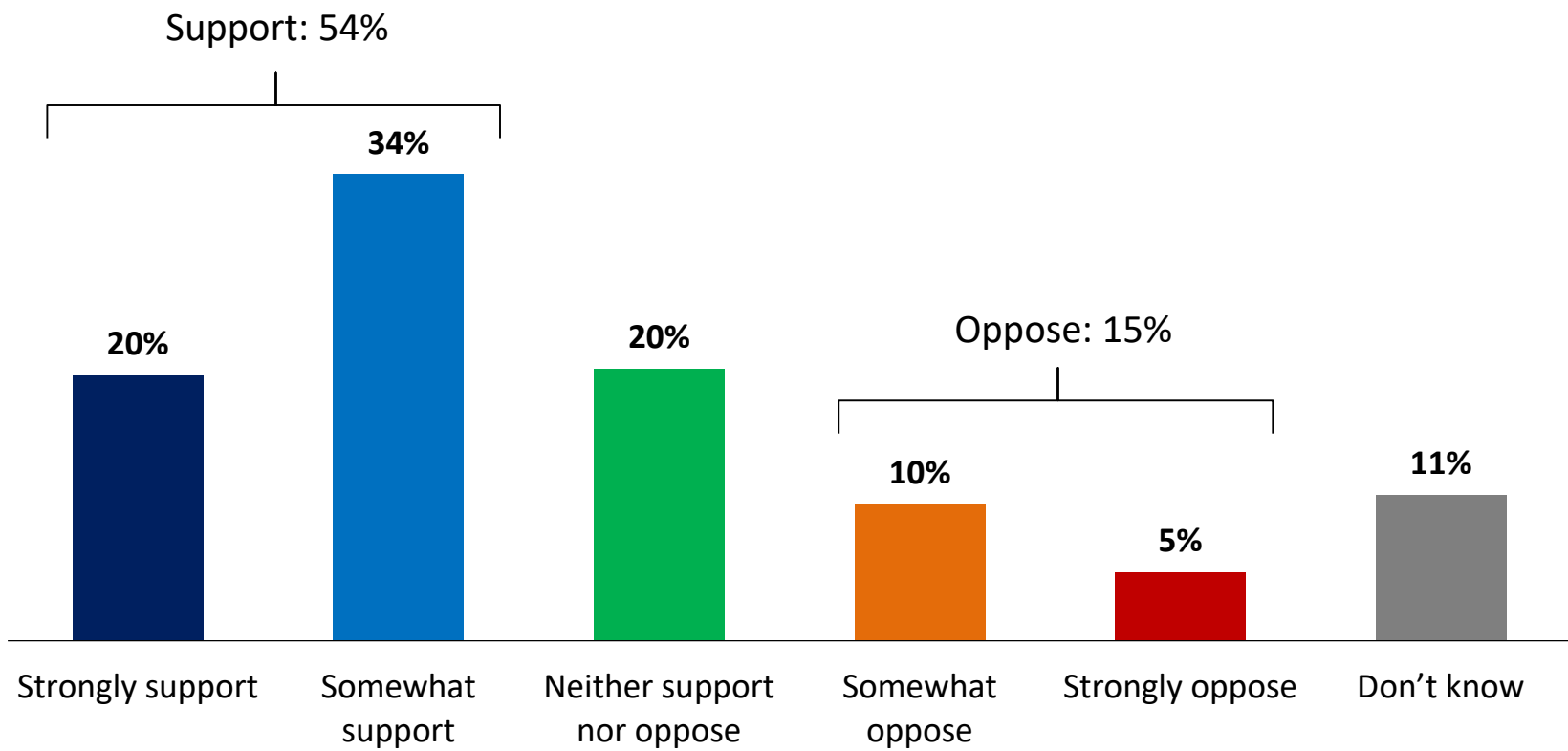
# Support of Financial Assistance for Municipalities: More than half support the federal government providing assistance to municipalities



To absorb these revenue losses and rising expenses in the near term, the Federation of Canadian Municipalities is asking the federal government for \$10–15 billion over the next six months.

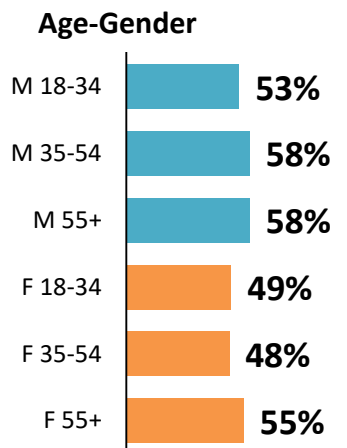
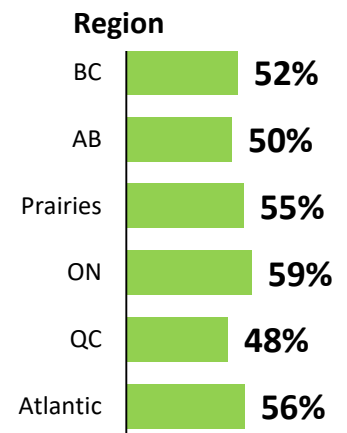
**Do you support or oppose the federal government providing financial assistance to Canadian municipalities?**

[asked of all respondents; n=1,500]



### Segmentation

Canadians who say 'support'



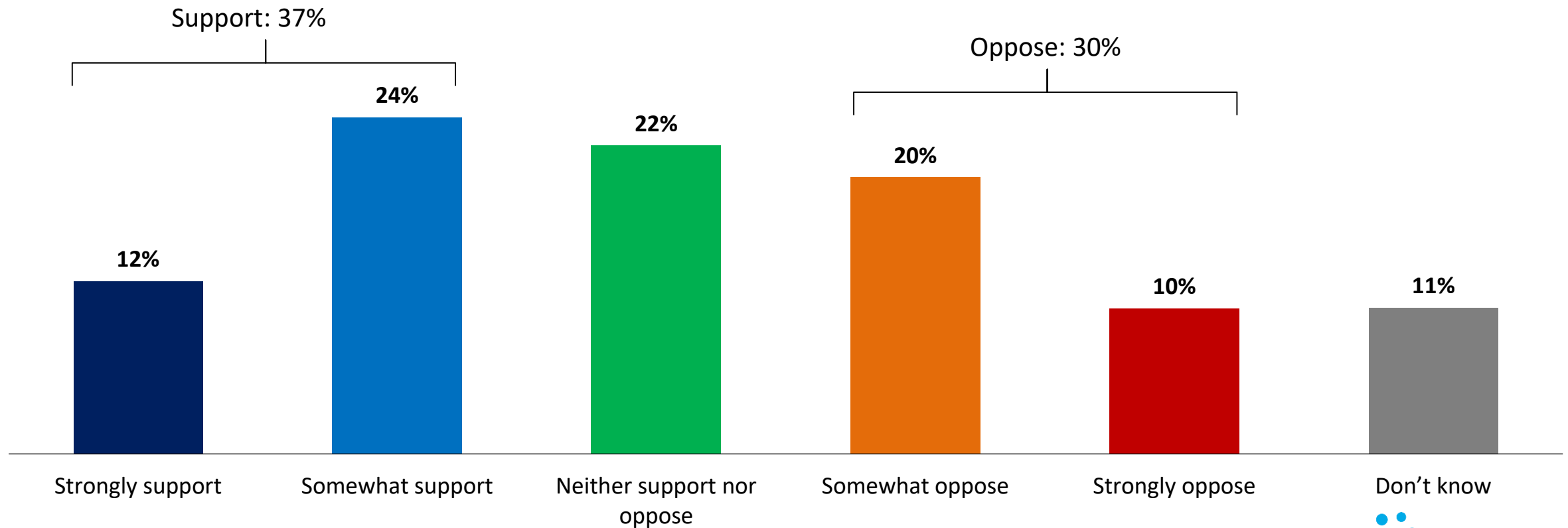
# Federal Government Position on Financial Assistance: A slight plurality (37%) support the government's position



So far the federal government has not been willing to provide financial assistance to municipalities to help deal with their COVID-19 related financial issues.

**Do you support or oppose of the federal government's position on financial assistance for Canadian municipalities?**

[asked of all respondents; n=1,500]



# Federal Government Position on Financial Assistance : Quebec and BC respondents more likely to support federal government's position



So far the federal government has not been willing to provide financial assistance to municipalities to help deal with their COVID-19 related financial issues.

**Do you support or oppose of the federal government's position on financial assistance for Canadian municipalities? BY Region**

[asked of all respondents; n=1,500]

	Total	Region					
	Canada	BC	AB	Prairies	ON	QC	Atlantic
<b>Strongly support</b>	12%	14%	13%	11%	13%	12%	10%
<b>Somewhat support</b>	24%	26%	22%	18%	22%	30%	24%
<b>Neither support nor oppose</b>	22%	21%	20%	25%	23%	22%	19%
<b>Somewhat oppose</b>	20%	18%	23%	20%	22%	17%	18%
<b>Strongly oppose</b>	10%	11%	10%	14%	12%	7%	13%
<b>Don't know</b>	11%	10%	11%	12%	8%	12%	16%
<b>SUPPORT</b>	37%	40%	35%	29%	35%	42%	34%
<b>OPPOSE</b>	30%	29%	34%	34%	34%	23%	31%
<b>NET SUPPORT</b>	<b>+6%</b>	<b>+11%</b>	<b>+1%</b>	<b>-6%</b>	<b>+1%</b>	<b>+18%</b>	<b>+3%</b>

# Federal Government Position on Financial Assistance : Those unaligned are least likely to support the federal government's position



So far the federal government has not been willing to provide financial assistance to municipalities to help deal with their COVID-19 related financial issues.

**Do you support or oppose of the federal government's position on financial assistance for Canadian municipalities? BY Party ID**

[asked of all respondents; n=1,500]

	Total		Party ID					
	Canada	Conservative	Liberal	NDP	Bloc	Green	Peoples Party/Other	Unaligned
<b>Strongly support</b>	12%	14%	14%	12%	11%	14%	19%	8%
<b>Somewhat support</b>	24%	26%	26%	23%	25%	23%	21%	22%
<b>Neither support nor oppose</b>	22%	23%	22%	24%	29%	16%	20%	21%
<b>Somewhat oppose</b>	20%	20%	23%	21%	20%	23%	16%	16%
<b>Strongly oppose</b>	10%	12%	7%	14%	7%	16%	16%	10%
<b>Don't know</b>	11%	5%	8%	6%	8%	8%	8%	22%
<b>SUPPORT</b>	37%	40%	40%	35%	36%	37%	40%	31%
<b>OPPOSE</b>	30%	32%	30%	35%	27%	39%	32%	26%
<b>NET SUPPORT</b>	<b>+6%</b>	<b>+8%</b>	<b>+10%</b>	<b>-1%</b>	<b>+9%</b>	<b>-2%</b>	<b>+8%</b>	<b>+5%</b>



# Federal Government Position on Financial Assistance: Greater Montreal residents most likely region to support the position



So far the federal government has not been willing to provide financial assistance to municipalities to help deal with their COVID-19 related financial issues.

**Do you support or oppose of the federal government's position on financial assistance for Canadian municipalities? BY Major Metropolitan Area**

[asked of all respondents; n=1,500]

	Total		Region					
	Canada	Ottawa-Gatineau Metropolitan Area (ON/QC)	Greater Edmonton (AB)	Greater Calgary (AB)	Greater Toronto Area (ON)	Greater Montreal (QC)	Metro Vancouver (BC)	Outside Large Metro Areas
<b>Strongly support</b>	12%	8%	12%	14%	13%	15%	16%	12%
<b>Somewhat support</b>	24%	26%	22%	21%	25%	30%	28%	23%
<b>Neither support nor oppose</b>	22%	28%	25%	21%	23%	21%	19%	22%
<b>Somewhat oppose</b>	20%	19%	18%	28%	21%	16%	16%	21%
<b>Strongly oppose</b>	10%	16%	14%	7%	12%	5%	11%	11%
<b>Don't know</b>	11%	4%	10%	9%	7%	13%	11%	12%
<b>SUPPORT</b>	37%	33%	34%	35%	38%	45%	44%	34%
<b>OPPOSE</b>	30%	35%	32%	35%	33%	22%	27%	31%
<b>NET SUPPORT</b>	<b>+6%</b>	<b>-2%</b>	<b>+2%</b>	<b>0%</b>	<b>+5%</b>	<b>+23%</b>	<b>+17%</b>	<b>+3%</b>

# Methodology

The background of the slide is a solid dark blue color. It features several faint, light blue circles of varying sizes scattered across the surface. The circles are semi-transparent and do not overlap each other.

# Survey Methodology

These are the results of an online survey conducted between May 15<sup>st</sup> and May 20<sup>th</sup>, 2020.

**Method:** This online survey was conducted using INNOVATIVE's Canada 20/20 national research panel with additional respondents from Lucid, a leading provider of online sample. Each survey is administered to a series of randomly selected samples from the panel and weighted to ensure that the overall sample's composition reflects that of the actual Canadian population according to Census data to provide results that are intended to approximate a probability sample.

**Sample Size:** n=2,266 general population, 18 years or older. The results are weighted to n=1,500 based on Census data from Statistics Canada.

**Field Dates:** May 15<sup>st</sup> to May 20<sup>th</sup>, 2020.

**Weighting:** Results for Canada are weighted by age, gender, and region to ensure that the overall sample's composition reflects that of the actual population according to Census data; in order to provide results that are intended to approximate a probability sample. Weighted and unweighted frequencies are reported in the table.

**Margin of Error:** This is a representative sample. However, since the online survey was not a random probability based sample, a margin of error cannot be calculated. Statements about margins of sampling error or population estimates do not apply to most online panels.

**Note:** Graphs may not always total 100% due to rounding values rather than any error in data. Sums are added before rounding numbers.

	Unweighted (n)	Unweighted (%)	Weighted (n)	Weighted (%)
<b>Males 18-34</b>	226	10.0%	206	13.8%
<b>Males 35-54</b>	257	11.3%	251	16.7%
<b>Males 55+</b>	688	30.4%	272	18.1%
<b>Females 18-34</b>	247	10.9%	204	13.6%
<b>Females 35-54</b>	310	13.7%	260	17.4%
<b>Females 55+</b>	538	23.7%	307	20.4%
<b>Region</b>				
<b>BC</b>	431	19.0%	204	13.6%
<b>Alberta</b>	336	14.8%	170	11.3%
<b>Prairies</b>	113	5.0%	100	6.7%
<b>Ontario</b>	880	38.8%	573	38.2%
<b>Quebec</b>	368	16.2%	350	23.3%
<b>Atlantic</b>	138	6.1%	102	6.8%



For more information, please contact:

**Greg Lyle**

**President**

(416) 642-6429

[glyle@innovativeresearch.ca](mailto:glyle@innovativeresearch.ca)

**Building Understanding.**