



Impact of COVID-19

Canada's LGBTQI2S Community in Focus

April 6, 2020

Egale

INNOVATIVE
RESEARCH GROUP

Foreword

LGBTQI2S communities continue to be among the most vulnerable in Canada. During this time of uncertainty amid a global pandemic, supporting LGBTQI2S communities continues to be more important than ever. Despite many gaps in data, we know that LGBTQI2S people continue to face significant discrimination in all areas of life. From barriers to accessing healthcare and mental health services to facing higher rates of homelessness, poverty, and social isolation — one thing is evident, our community needs support now more than ever.

At Egale, our mission is to improve the lives of LGBTQI2S people in Canada by informing public policy, inspiring cultural change, and promoting human rights and inclusion through research, education, awareness and legal advocacy. Through partnerships on research with post secondary institutions and agencies like Innovative Research Group, we are able to scratch the surface on identifying the particular needs of LGBTQI2S people. Every inch closer that we come to closing the data gap, is one step forward towards a more inclusive Canada.

Helen Kennedy
Executive Director
Egale Canada

Egale

Key Findings

01

Canada's LGBTQI2S community disproportionately impacted financially by COVID-19.

- The LGBTQI2S community is less confident in their households' current financial situation as well as their ability to bounce back if they were to lose their job.
- A majority (53%) of LGBTQI2S households have been affected by lay-offs and reduced hours as a result of the COVID-19 pandemic. This compares to 39% of overall Canadian households.

02

Effects of COVID-19 taking a bigger toll on the physical and mental well-being of the LGBTQI2S community.

- LGBTQI2S community report greater current and expected impact of COVID-19 on their physical, mental and overall quality of life.
- This finding is particularly acute among LGBTQI2S living with chronic illness.

03

Public health messaging appears to be resonating with the LGBTQI2S community.

- LGBTQI2S community is more likely than the general public to be in self-quarantine or isolation and taking actions to reduce the spread of COVID-19.
- The community also holds stronger views on the importance of social distancing and the personal efforts they can undertake to avoid getting COVID-19.

04

LGBTQI2S community is more concerned for the welfare of vulnerable friends and relatives.

- As LGBTQI2S respondents are nearly two times more likely to be living with a chronic health condition and physical disabilities, respondents appear more worried that they could transmit COVID-19 to a vulnerable friend or relative.

05

Most Canadians, including the LGBTQI2S community, approve of governments handling of COVID-19.

- A majority of the LGBTQI2S community approve of the federal, provincial and municipal governments handling of the COVID-19 crisis, consistent with the views held by the broader population.

Research Overview



These are the findings of an Innovative Research Group (INNOVATIVE) **online poll conducted from March 24-29, 2020.**

This online survey was conducted among a **sample of n=2,610 adult Canadians** using INNOVATIVE's Canada 20/20 national research panel with additional respondents from Lucid, a leading provider of online sample. Each survey is administered to a series of randomly selected samples from the panel. Additional respondents were recruited from online advertisements on Facebook and Instagram.

The sample has been **weighted by age, gender, region and sexual orientation** using Statistics Canada's 2016 Census data and the 2016 General Social Survey to reflect the actual demographic composition of the Canadian and LGBTQI2S populations, resulting in an overall representative **national sample size of 2,000 Canadians** and representative national **LGBTQI2S sample size of 300.**

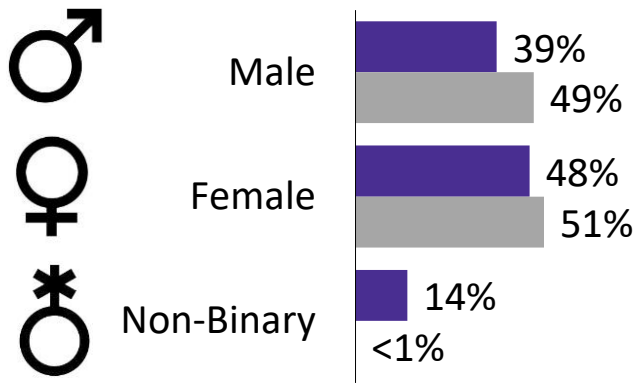
This is a representative sample. Targets were set to ensure a proper reflection of key regional and demographic distribution and then weights were used to ensure an accurate reflection of the target provinces. However, since the online survey was not a random probability based sample, a margin of error can not be calculated. It is not statistically valid to apply margins of error to most online samples.

The survey methodology is discussed in further detail on pages 32 and 33 of this report.

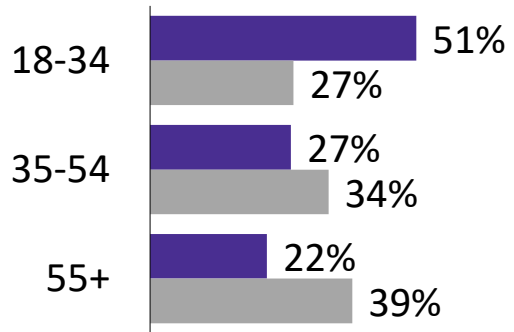
Note: *Graphs and tables may not always total 100% due to rounding values rather than any error in data. Sums are added before rounding numbers.*

Survey Demographics

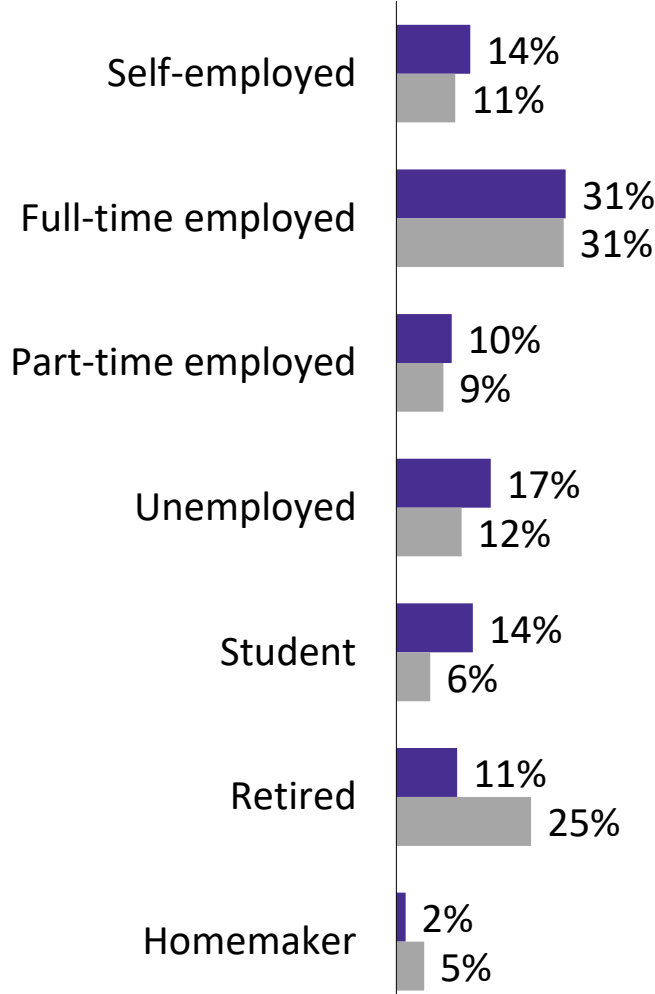
Gender



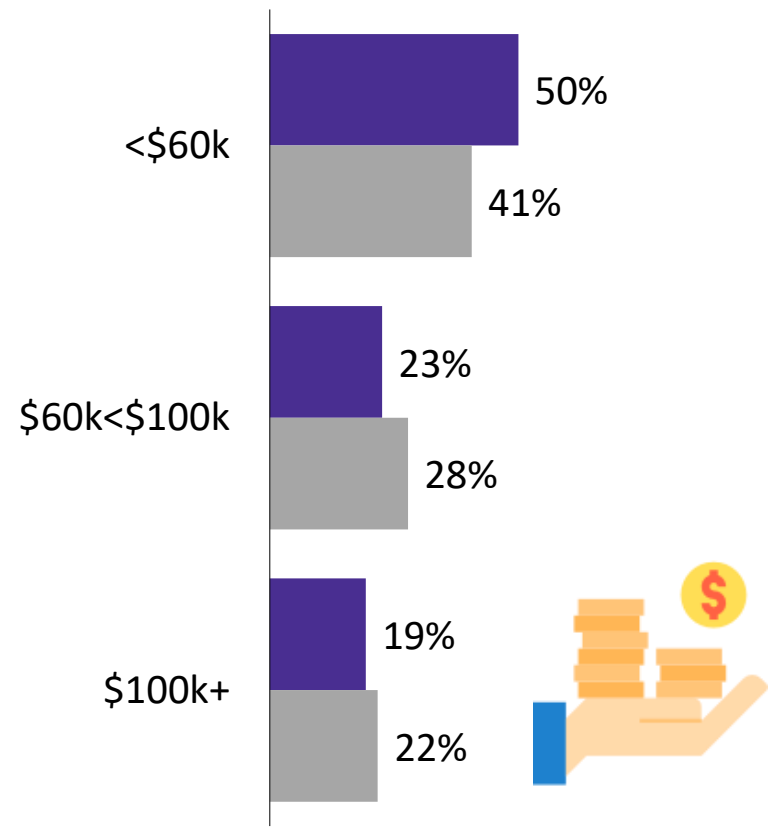
Age



Work Status



Household Income



Legend

- LGBTQI2S
- Canada

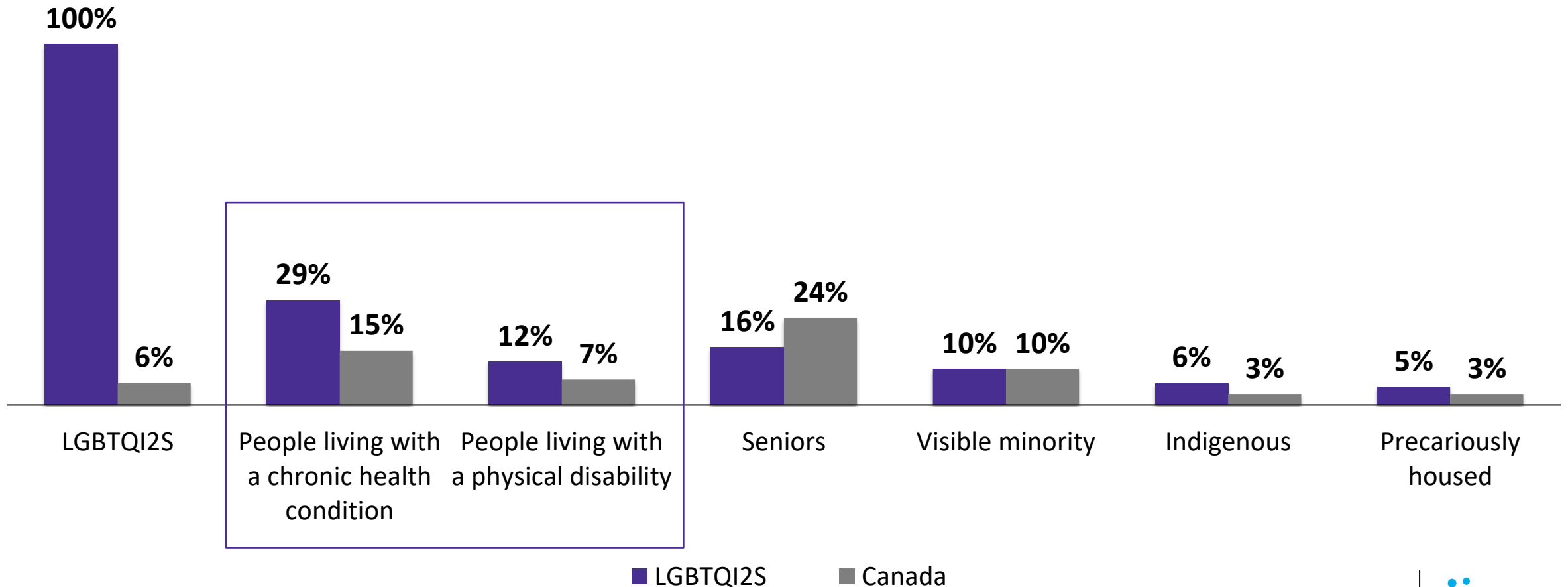
Note: 'Don't know' and 'Prefer not to say' not shown.

Intersectionality: LGBTQI2S respondents are significantly more likely be living with a chronic health condition or physical disability



Do you consider yourself as a member of the any of the following communities or groups? Please select all that apply.

[asked of all respondents; LGBTQI2S n=300, Canada n=2,000]

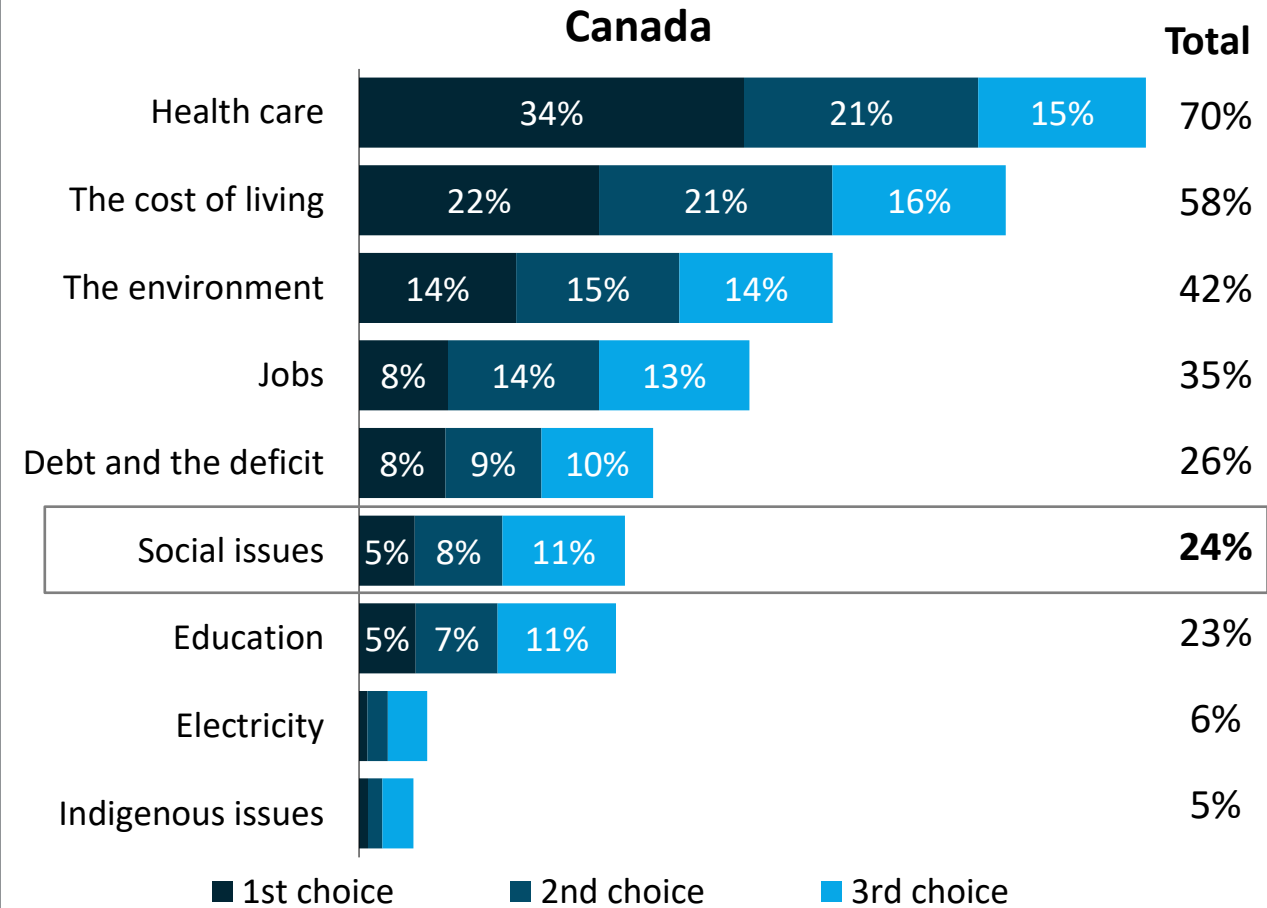
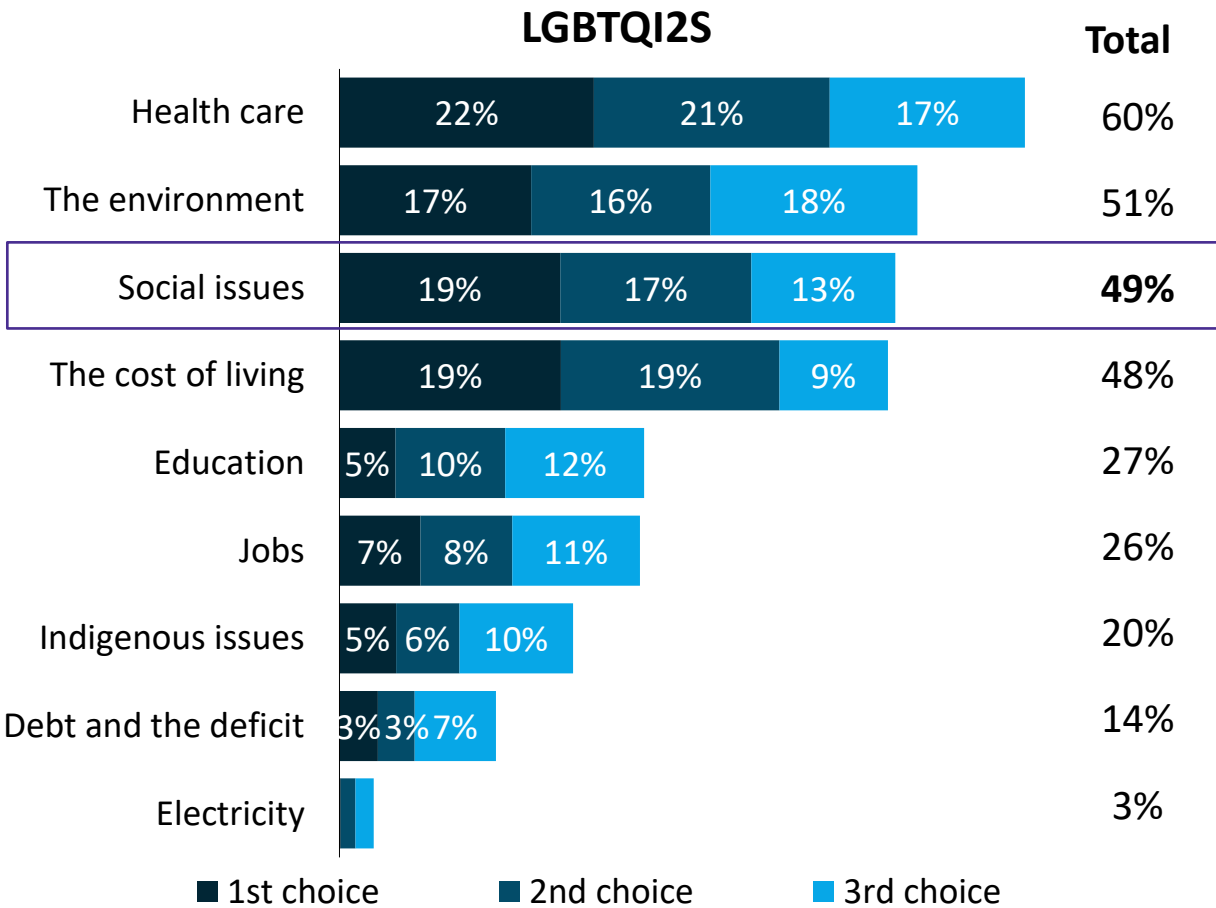


Issue Importance: LGBTQI2S respondents are more worried about social⁷ and indigenous issues than all Canadians; healthcare still top concern



Which of the following issues is the most important issue to you? And which of these issues is the next most important to you? And which of these issues is the next most important to you?

[asked of all respondents; LGBTQI2S n=300, Canada n=2,000]



Note: "Don't know" not shown.

Finances:

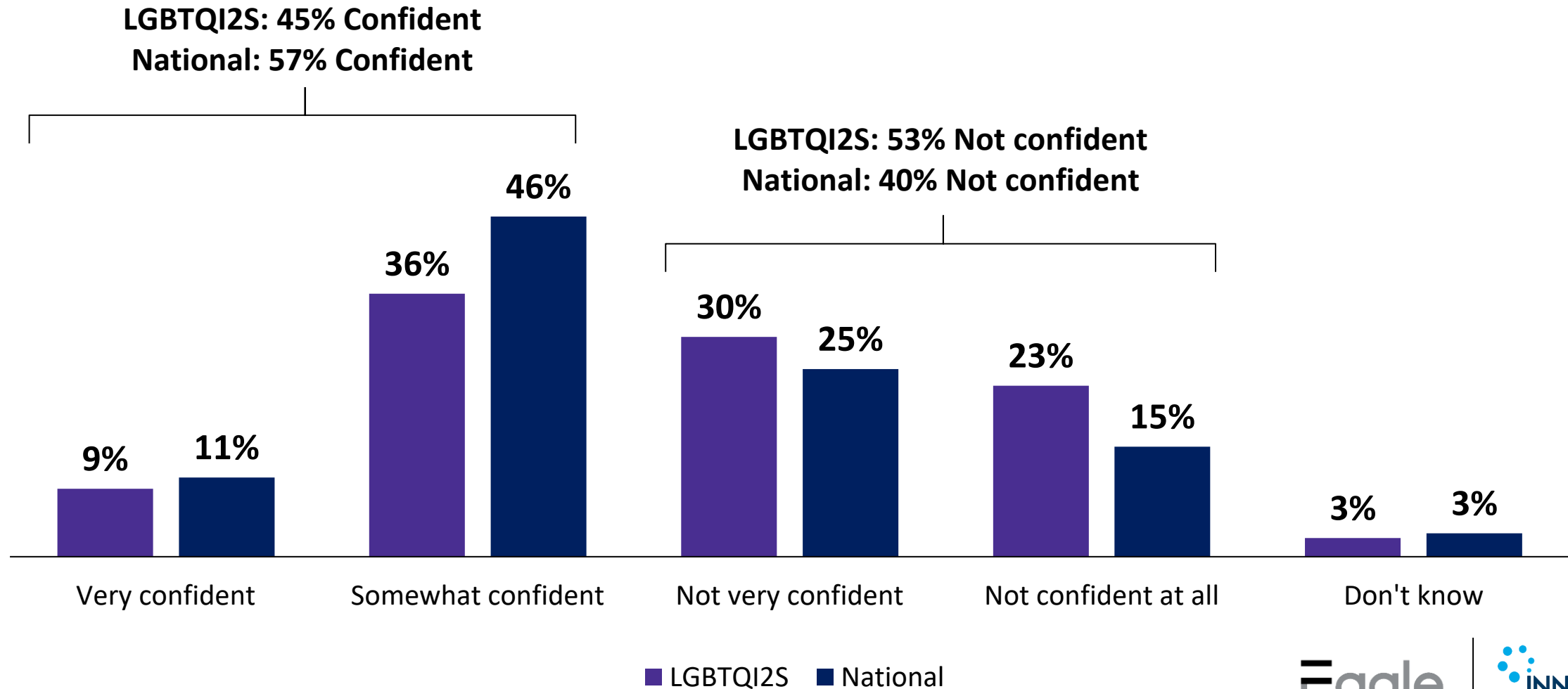
LGBTQI2S Canadians are less confident in their current financial situation and their ability to find another job if necessary.

Financial Confidence: 12% fewer LGBTQI2S respondents feel confident about their current situation than national respondents



Generally speaking, how secure do you feel about your household's current financial situation?

[all respondents, LGBTQI2S n=300; national n=2,000]



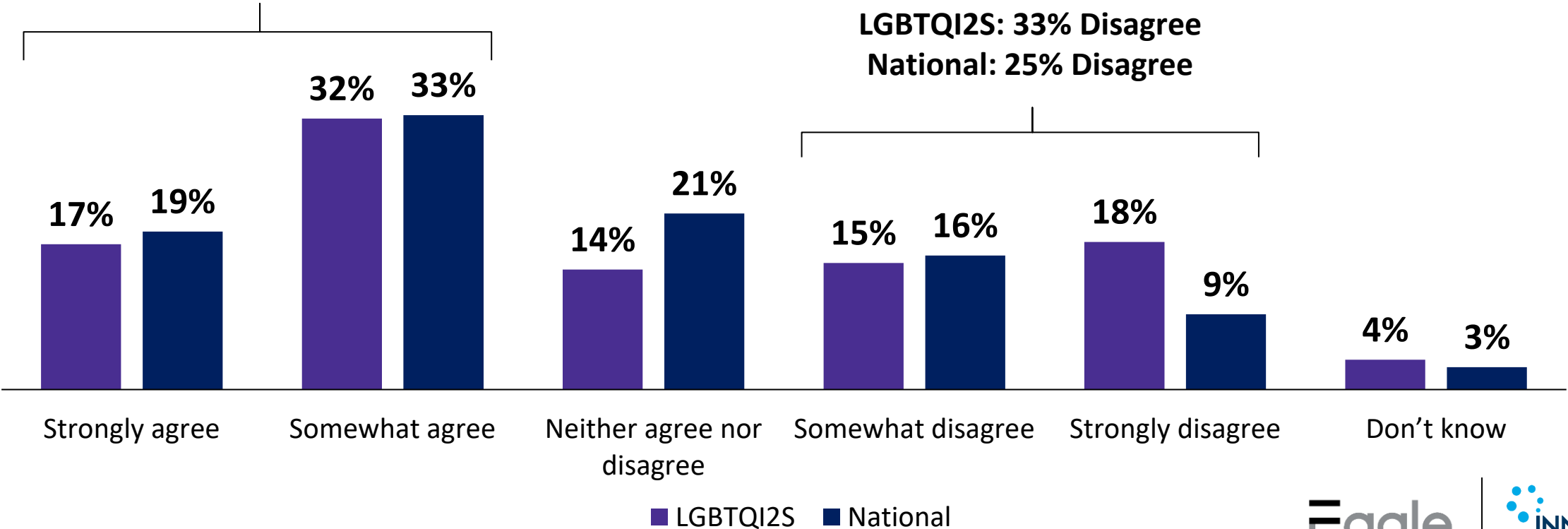
Job Prospect: While similar proportions agree, 8% more LGBTQI2S respondents *disagree* that they could get another job

Q Do you agree or disagree with the following statement:
I feel confident that I could get another job somewhere else if I wanted to
[asked of those who are currently employed, LGBTQI2S n=165; national n=994]

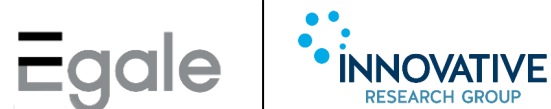
Net Agreement
LGBTQI2S = +17%
National = +27%

LGBTQI2S: 50% Agree
National: 51% Agree

LGBTQI2S: 33% Disagree
National: 25% Disagree



■ LGBTQI2S ■ National



Note: NET AGREEMENT= AGREE (strongly, somewhat) minus DISAGREE (somewhat, strongly), "Neither/DK" not included

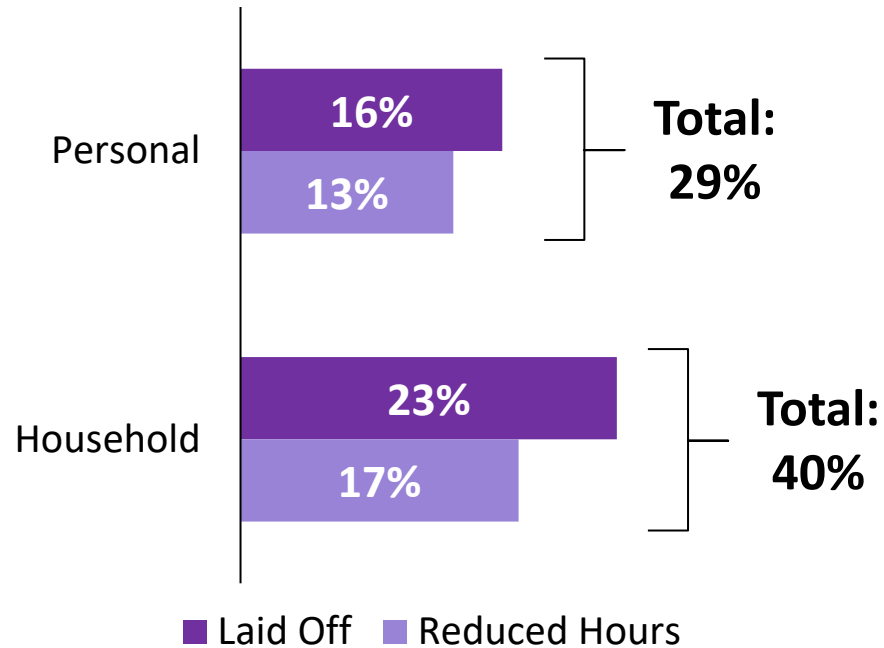
Direct Impact: LGBTQI2S have been more significantly affected by lay-offs and reduced hours than national respondents



Have you, or has anyone in your household, experienced any of the following impacts on work as a result of the COVID-19 outbreak?

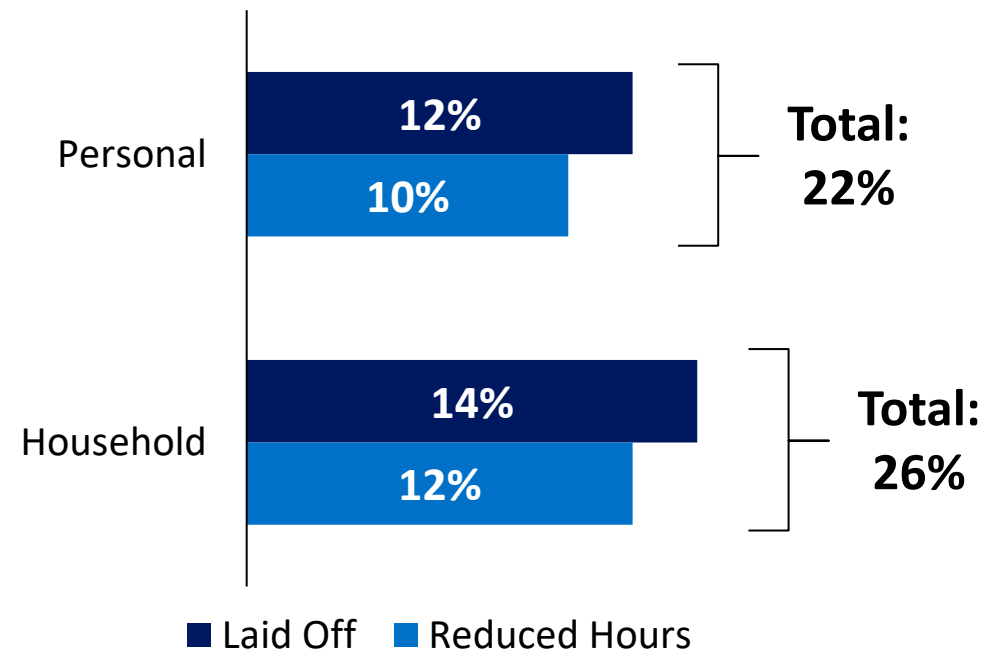
[all respondents, LGBTQI2S n=300; Canada n=2,000]

LGBTQI2S Employment



In total, 53% of respondents say either they or someone in their household has had their job impacted.

National Employment



In total, 39% of respondents say either they or someone in their household has had their job impacted.

Impact of COVID-19:

On measures of physical and mental health, household finances, and overall quality of life, COVID-19 is having a significantly stronger impact on the LGBTQI2S community compared to national results. Further, the LGBTQI2S community projects to be even more impacted two months from now – particularly in terms of mental health and overall quality of life.

COVID Negative Impacts Present and Future: LGBTQI2S report being more significantly impacted than national respondents on all measures



The COVID-19 outbreak has resulted in major changes [...]. Thinking about these changes as a whole, how much have they **negatively impacted** you personally in each of the following areas?

Experts are unsure how long the current social distancing and economic changes necessitated by COVID-19 will last. Assuming they last for at least another 2 months, how **negative would you expect the impact** to be in each of the following areas in 2 months time?

Please answer from 0 to 10 where 0 means “No negative impact” and 10 means “Extremely negative”.

[asked of all respondents]

Physical Health

No/minimal impact (0-3) Significant impact (7-10)

	No/minimal impact (0-3)	Significant impact (7-10)
LGBTQI2S n=300	44%	22%
National n=2,000	47%	20%

Mental health

No/minimal impact (0-3) Significant impact (7-10)

	No/minimal impact (0-3)	Significant impact (7-10)
LGBTQI2S n=300	25%	42%
National n=2,000	34%	30%

Household Finances

No/minimal impact (0-3) Significant impact (7-10)

	No/minimal impact (0-3)	Significant impact (7-10)
LGBTQI2S n=300	32%	39%
National n=2,000	32%	25%

Overall Quality of Life

No/minimal impact (0-3) Significant impact (7-10)

	No/minimal impact (0-3)	Significant impact (7-10)
LGBTQI2S n=300	22%	47%
National n=2,000	22%	40%

Perceived impact so far

Expected impact in 2 months time

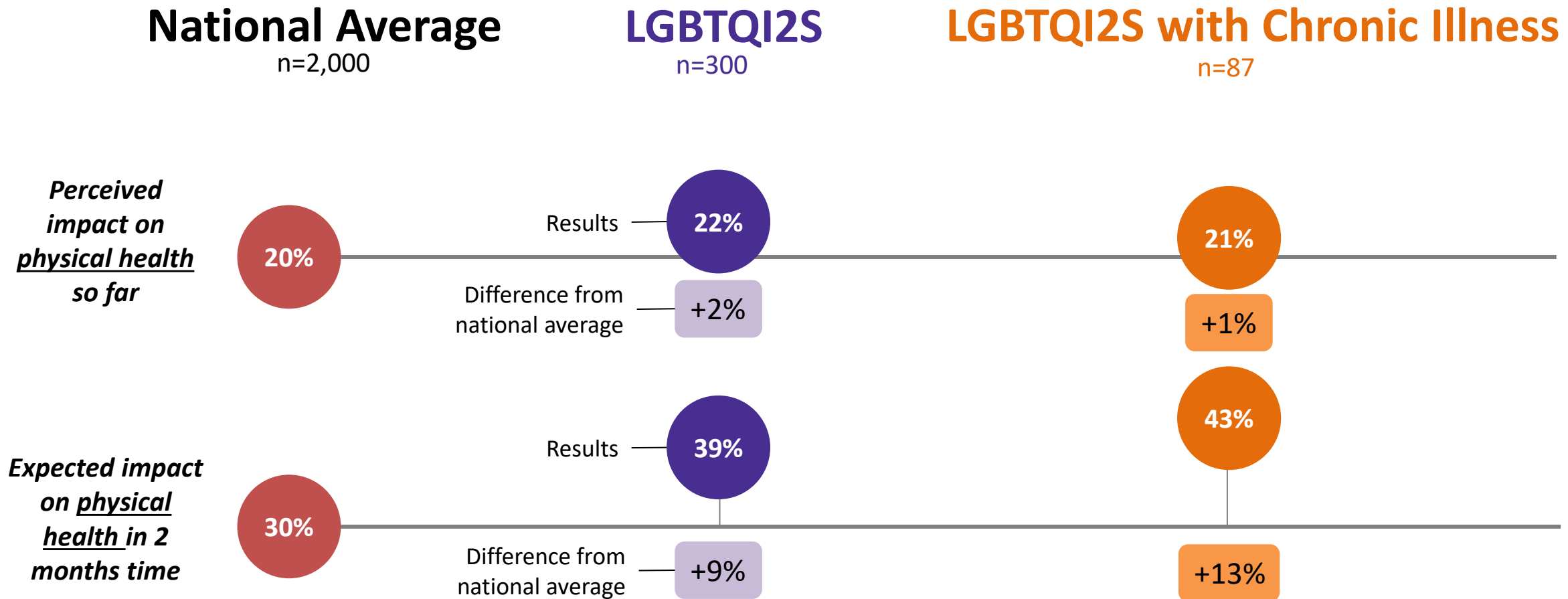
	No/minimal impact (0-3)	Significant impact (7-10)
LGBTQI2S n=300	22%	39%
National n=2,000	35%	30%

	No/minimal impact (0-3)	Significant impact (7-10)
LGBTQI2S n=300	11%	58%
National n=2,000	26%	42%

	No/minimal impact (0-3)	Significant impact (7-10)
LGBTQI2S n=300	25%	51%
National n=2,000	29%	42%

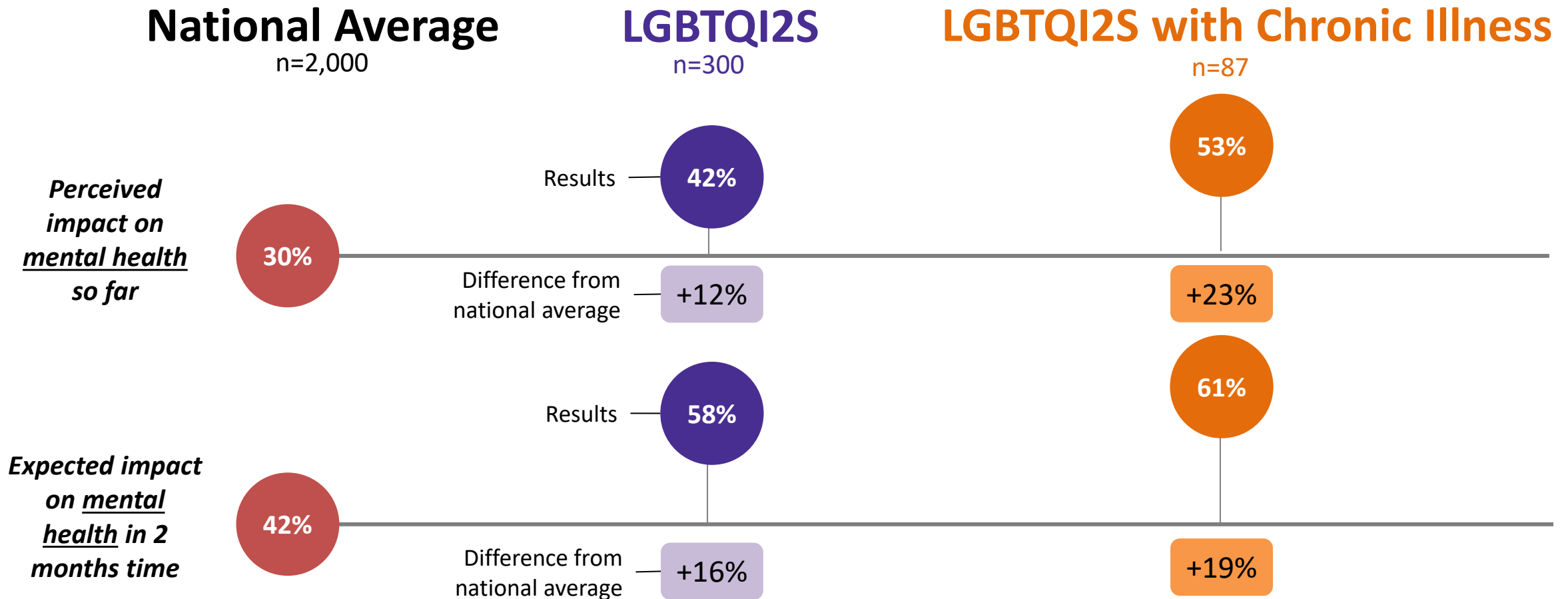
	No/minimal impact (0-3)	Significant impact (7-10)
LGBTQI2S n=300	9%	64%
National n=2,000	17%	50%

Impact on Physical Health: LGBTQI2S *expect* their physical health to be significantly more impacted compared to the national average



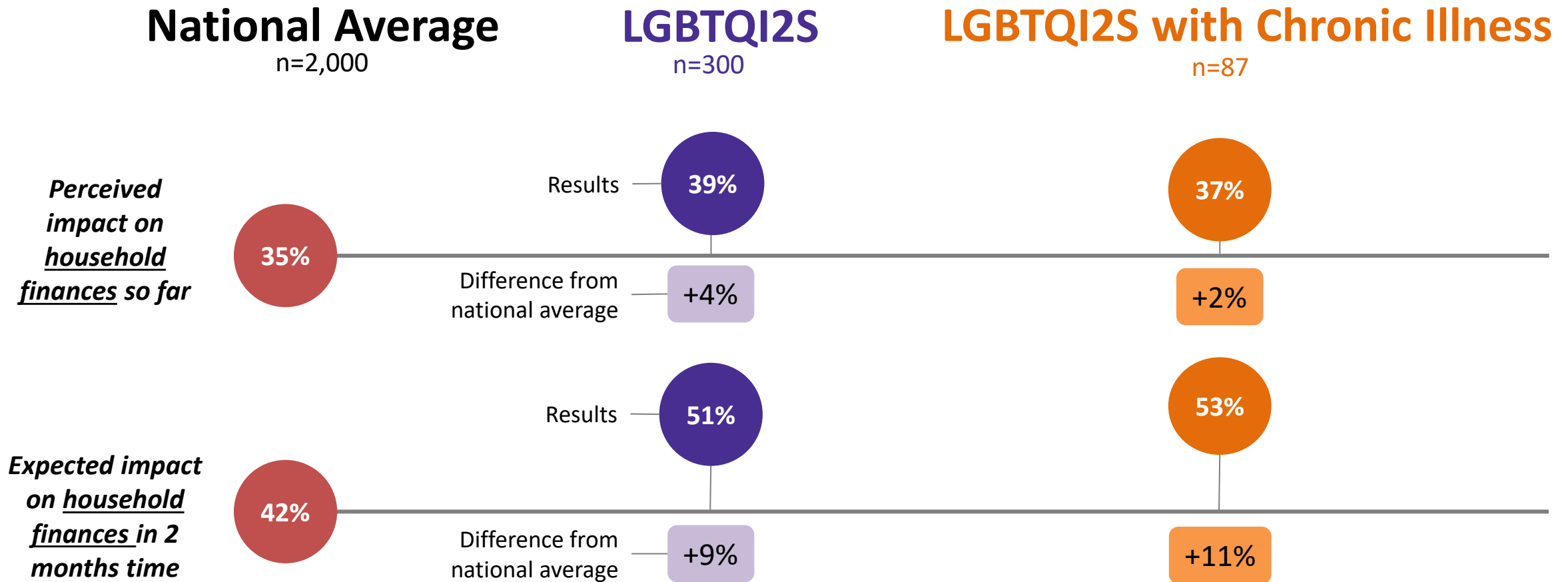
Note: Percentages reflect those reporting significant negative impact (7-10).

Impact on Mental Health: LGBTQI2S respondents are significantly more impacted, particularly those with chronic illness



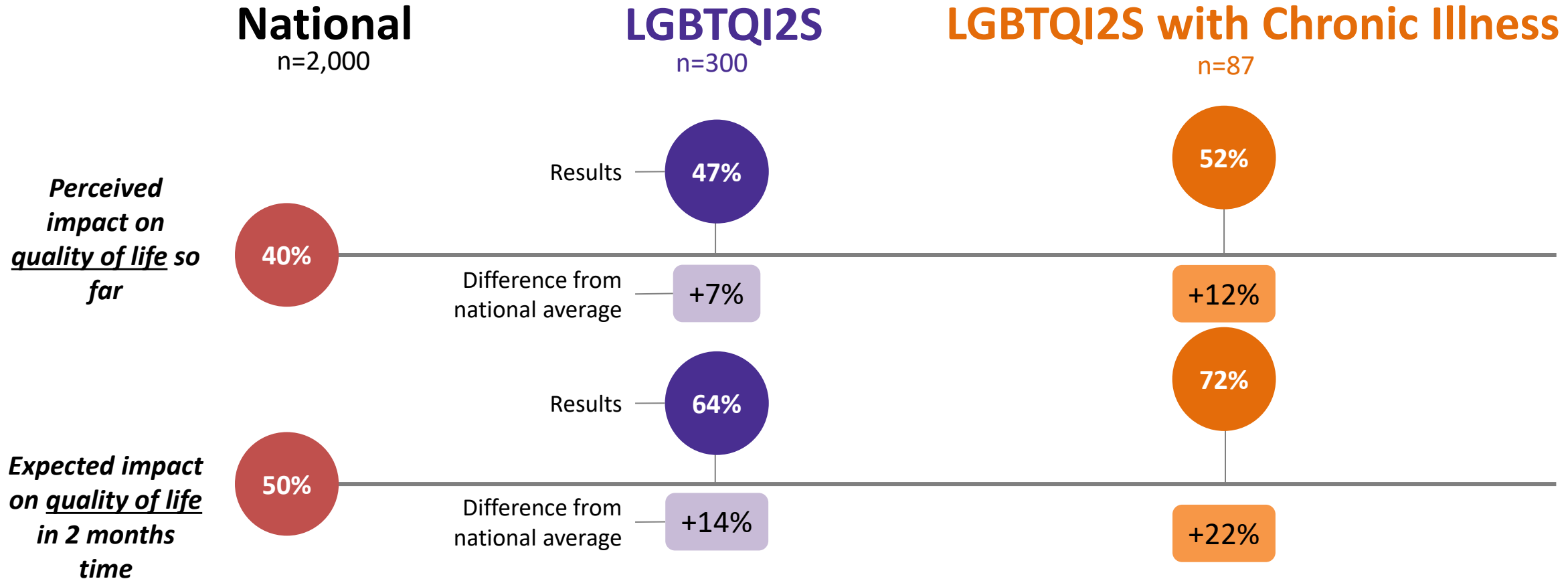
Note: Percentages reflect those reporting significant negative impact (7-10).

Impact on Household Finances: Almost 10% more LGBTQI2S (with chronic illness) *expect* to be significantly impacted



Note: Percentages reflect those reporting significant negative impact (7-10).

Impact on Quality of Life: LGBTQI2S respondents report overall quality of life to be more significantly impacted



Note: Percentages reflect those reporting significant negative impact (7-10).

COVID-19 and Canadians:

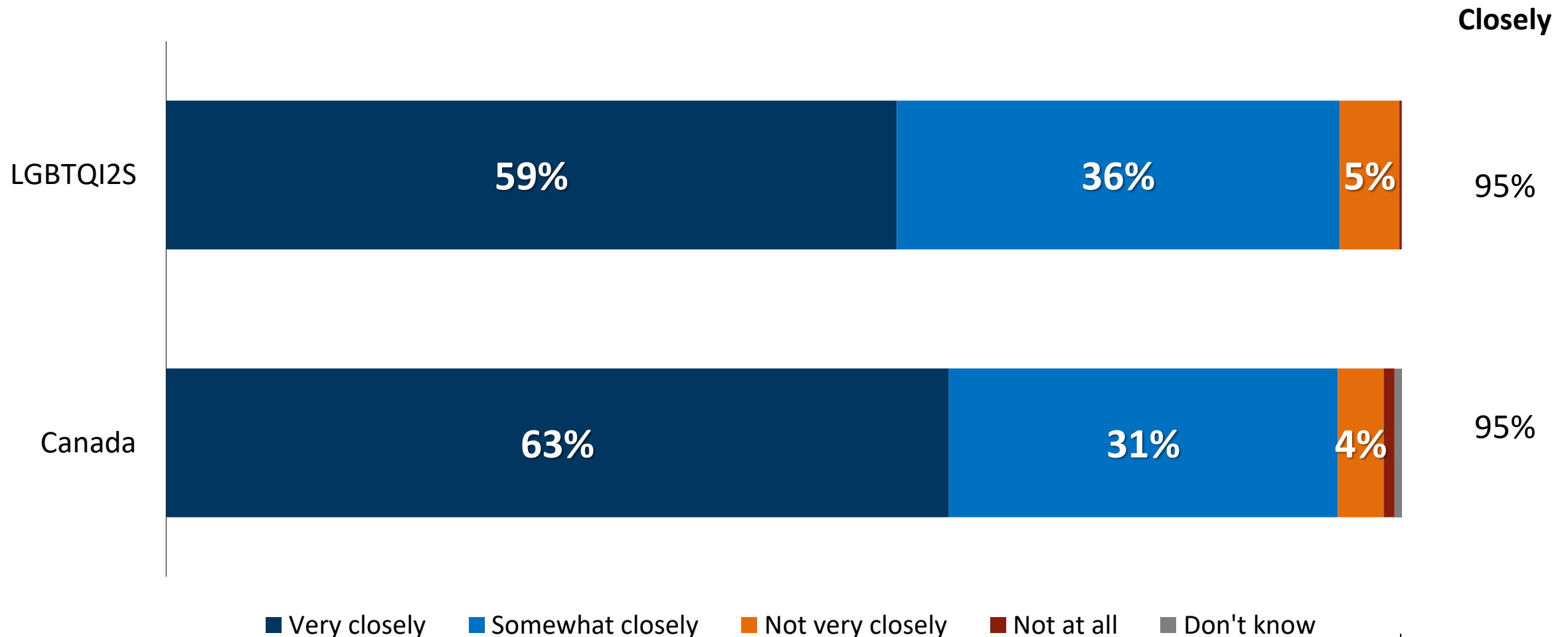
The LGBTQI2S community is more concerned with a vulnerable friend or family member contracting COVID-19 relative to the national sample. LGBTQI2S respondents also hold stronger views on the importance of social distancing and the personal efforts they can undertake to avoid getting COVID-19.

Attention to COVID-19 News: 95% of LGBTQI2S respondents are following the news closely, on par with all Canadians



How closely have you been following news about COVID-19 which is also known as the novel coronavirus?

[asked of all respondents; LGBTQI2S n=300, Canada n=2,000]



Concern: More so than the national population, LGBTQI2S are more concerned that a vulnerable friend or relative will contract COVID-19



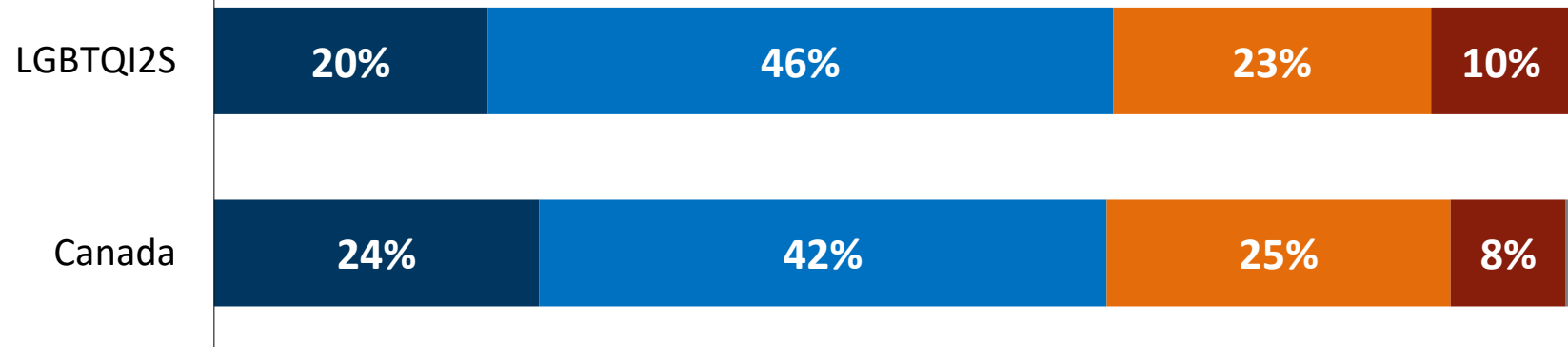
How concerned are you personally about each of the following?
 [asked of all respondents; LGBTQI2S n=300, Canada n=2,000]

**Very/
Somewhat
concerned**

That a vulnerable friend or a relative will contract COVID-19.



That you yourself will contract COVID-19.



■ Very concerned
 ■ Somewhat concerned
 ■ Not very concerned
■ Not at all concerned
 ■ Don't know



Attitudes: LGBTQI2S respondents hold stronger opinions on attitudes about COVID-19 than Canadians in general



Do you agree or disagree with the following statements?
[asked of all respondents; LGBTQI2S n=300, Canada n=2,000]

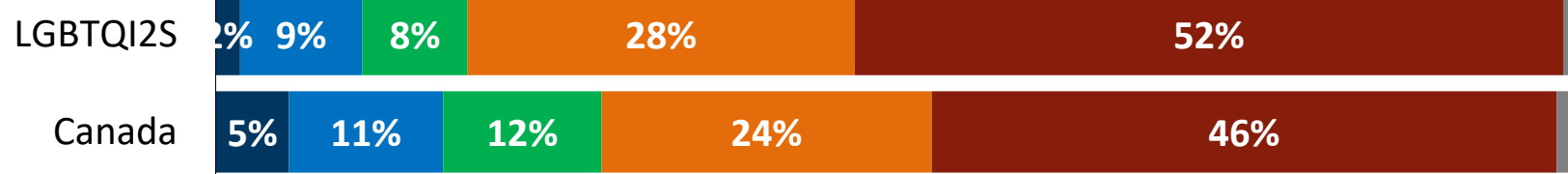
Net Agreement

I am worried that unless I am careful, I could easily transmit COVID-19 to a vulnerable friend or relative.



+65%
+50%

There really isn't very much people can do to avoid getting COVID-19.



-70%
-53%

Social distancing is less important for me because I'm not in a high-risk group for COVID-19



-79%
-63%

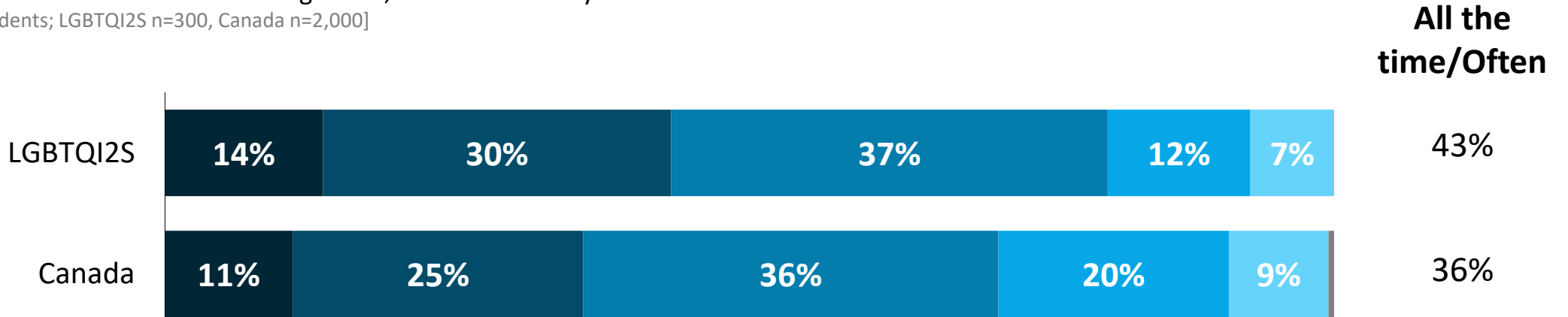
■ Strongly agree
 ■ Somewhat agree
 ■ Neither agree nor disagree
■ Somewhat disagree
 ■ Strongly disagree
 ■ Don't know



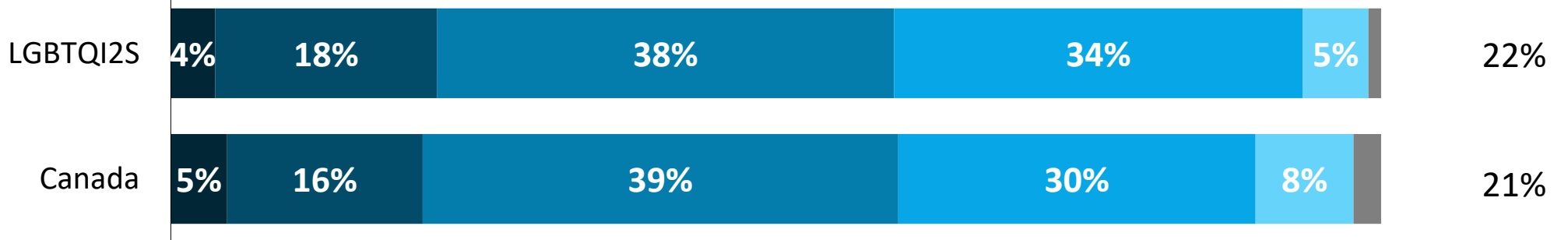
Emotions - General: LGBTQI2S respondents are slightly more likely than others to feel afraid, but are equally as likely to feel optimistic

Q Thinking about the COVID-19 outbreak in general, how often have you felt...
[asked of all respondents; LGBTQI2S n=300, Canada n=2,000]

Afraid



Optimistic



All the time
 Often
 Sometimes
 Rarely
 Never
 Don't know

Behaviour Change:

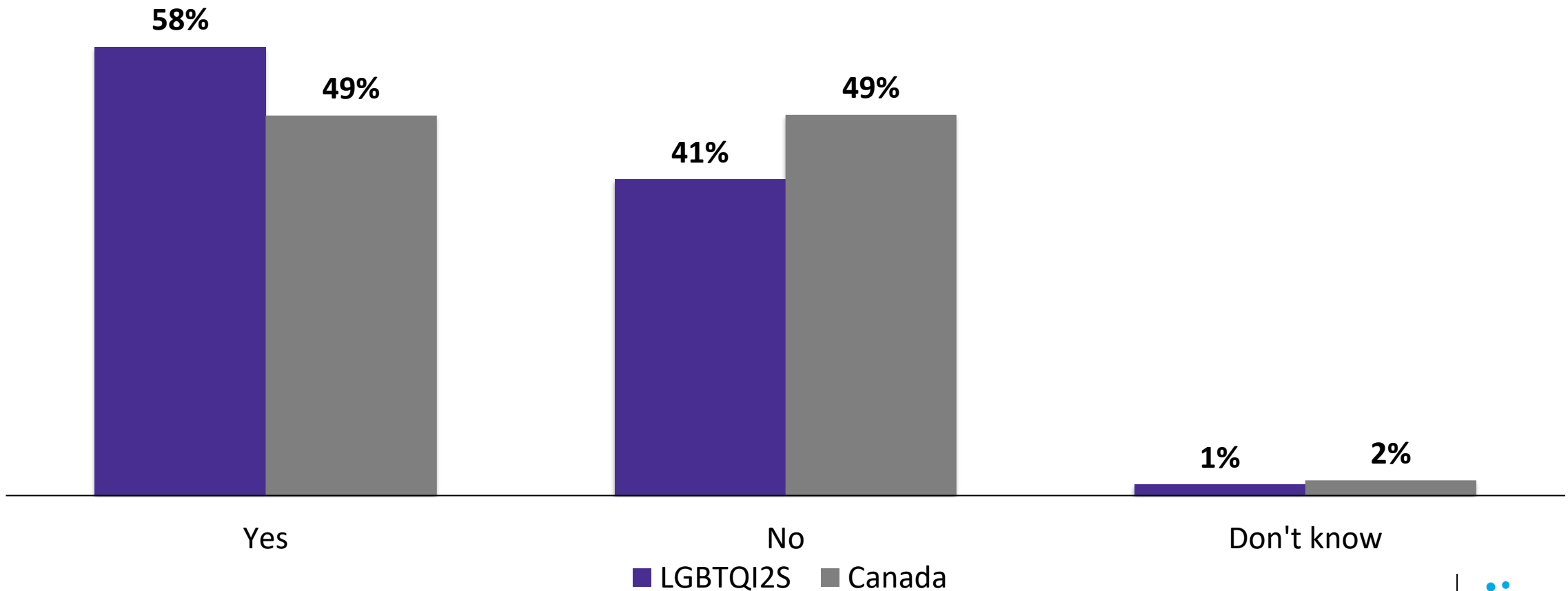
The LGBTQI2S community is significantly more likely to report being in self-isolation or quarantine, as well as making significant changes to day-to-day behaviours in response to COVID-19 relative to the national sample.

Self-Isolation: LGBTQI2S respondents are about 10 points more likely to report being in self-isolation than Canadians in general (58% vs. 49%)



Are you currently in self-isolation or self-quarantine at home as part of the effort to reduce the spread of COVID-19?

[asked of all respondents; LGBTQI2S n=300, Canada n=2,000]

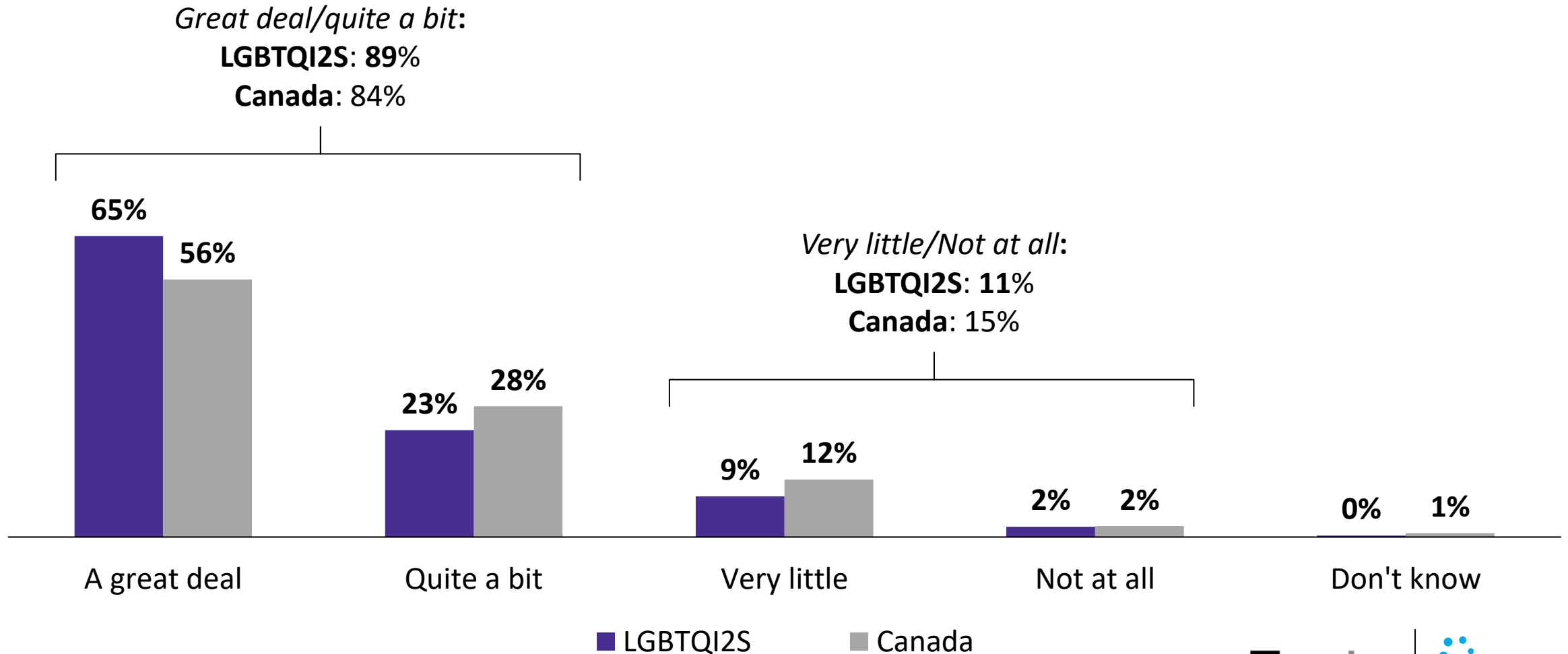


Behavioural Changes: 9-in-10 (89%) of LGBTQI2S respondents report having changed their behaviour a great deal or quite a bit



How much have you changed your day-to-day behaviour in order to reduce the chance you will get COVID-19 or pass it to others?

[asked of all respondents; LGBTQI2S n=300, Canada n=2,000]



Physical Distancing: About 30 percent of respondents have met up with or visited a friend or relative in their home

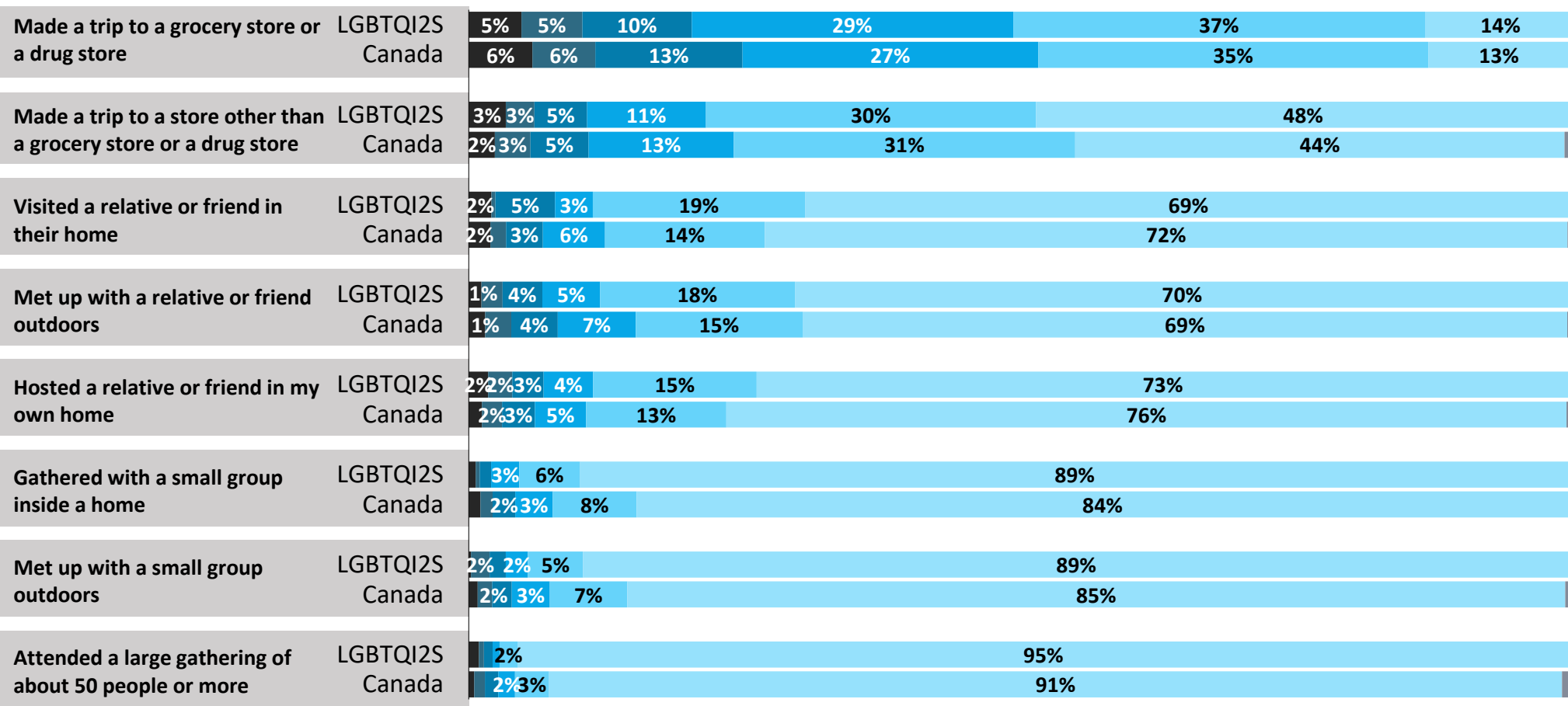


Over the past 7 days, how often have you done each of the following?

[asked of all respondents; LGBTQI2S n=300, Canada n=2,000]

% At least once

LGBTQI2S Canada



Activity	LGBTQI2S	Canada
Made a trip to a grocery store or a drug store	86%	87%
Made a trip to a store other than a grocery store or a drug store	51%	55%
Visited a relative or friend in their home	30%	27%
Met up with a relative or friend outdoors	29%	30%
Hosted a relative or friend in my own home	26%	23%
Gathered with a small group inside a home	10%	15%
Met up with a small group outdoors	10%	14%
Attended a large gathering of about 50 people or more	4%	7%

■ 5 times or more ■ 4 times ■ 3 times ■ Twice ■ Once ■ Never ■ Don't know

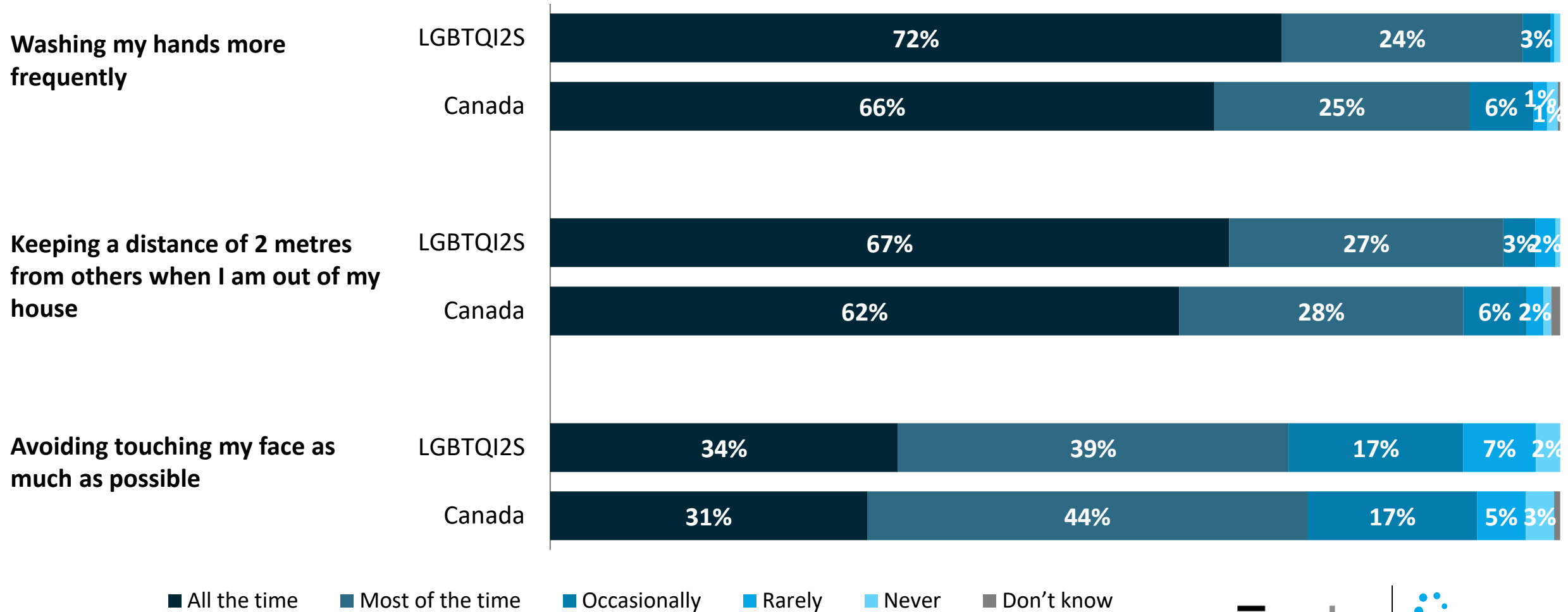


Health behaviours: LGBTQI2S respondents are slightly more likely to practice good hygiene habits compared to Canadians in general



And specifically, how often are you doing each of the following things to reduce the chance you will get COVID-19 or pass it to others?

[asked of all respondents; LGBTQI2S n=300, Canada n=2,000]

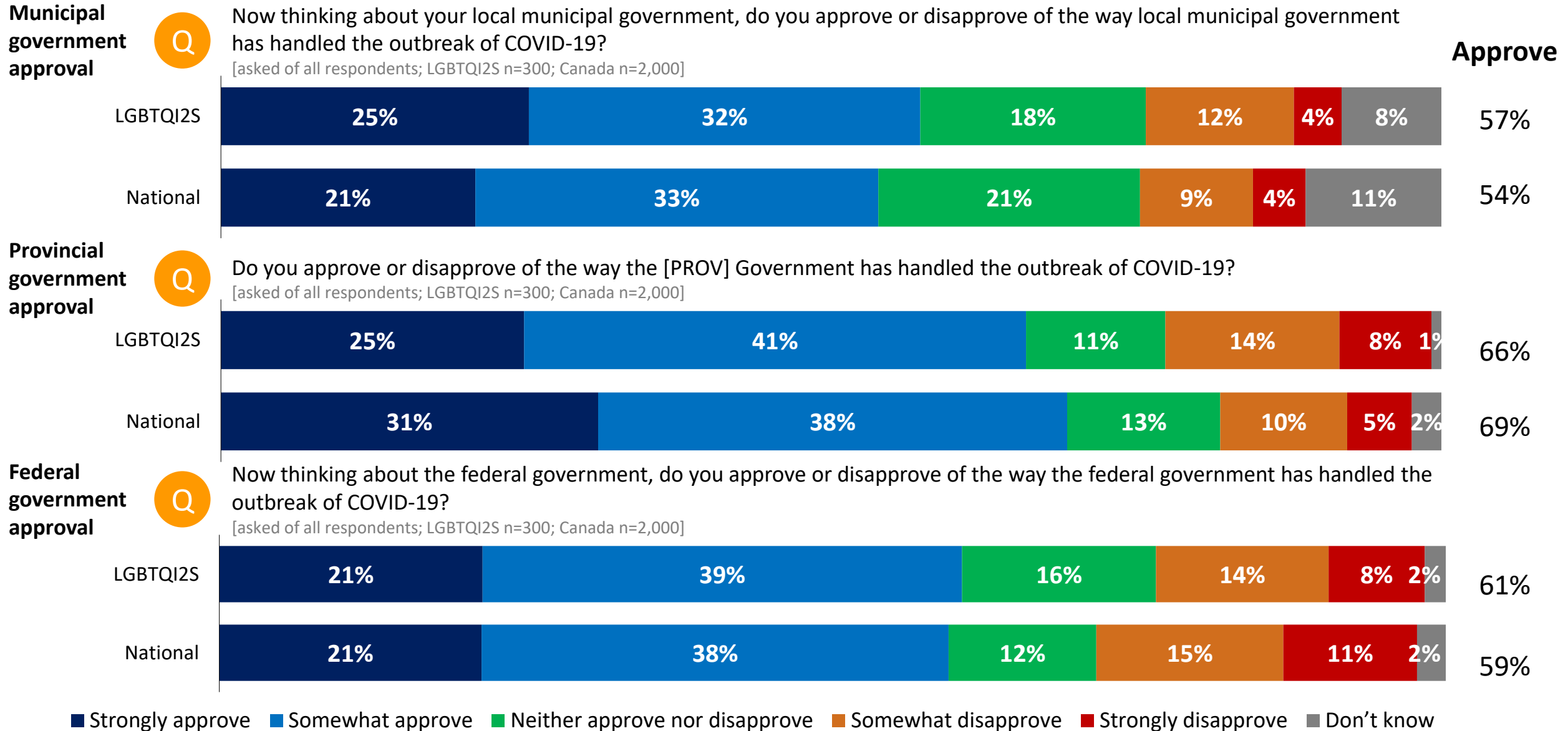


All the time
 Most of the time
 Occasionally
 Rarely
 Never
 Don't know

Government Response:

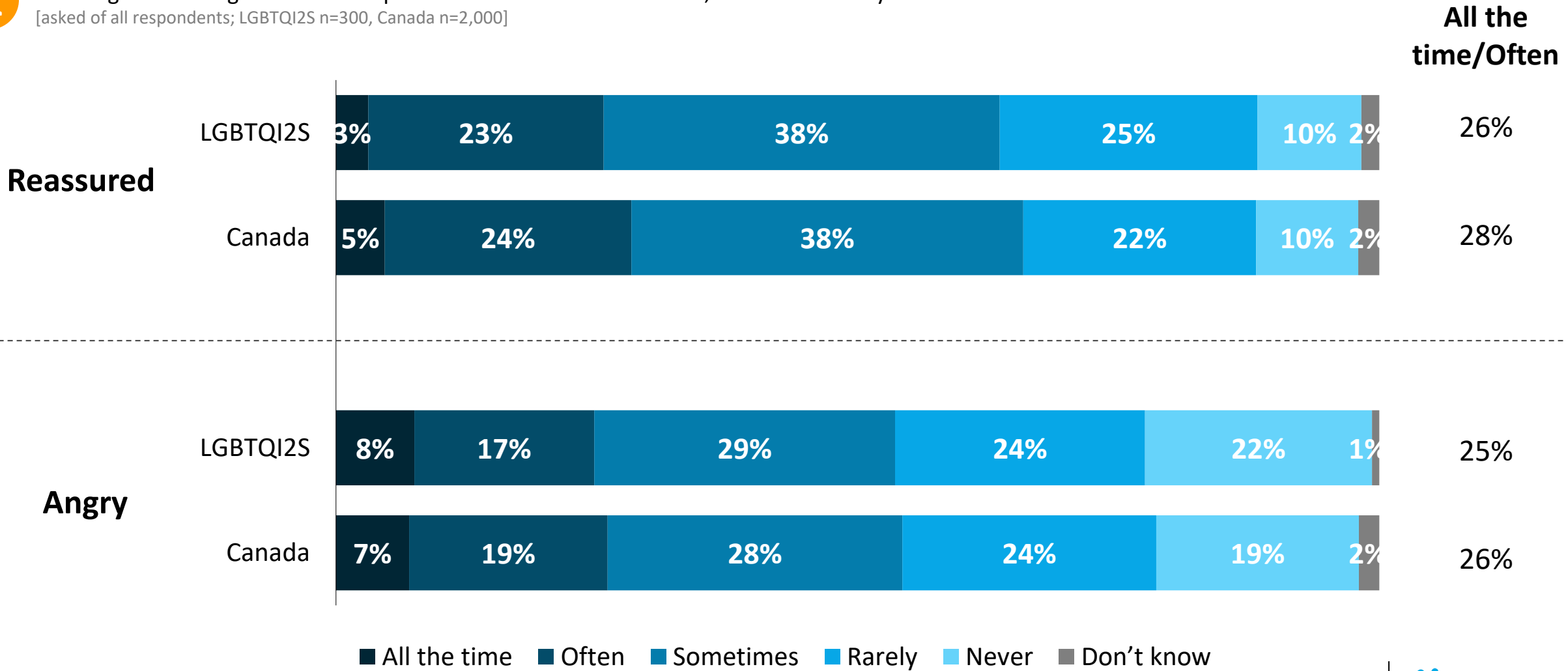
Government approval is only marginally different among LGBTQI2S Canadians.

Government Approval: Differences in government approval at all three levels are marginal



Emotions - Government: Emotions towards government response are similar between LGBTQI2S respondents and Canadians in general

Q Thinking about the government response to the COVID-19 outbreak, how often have you felt...
[asked of all respondents; LGBTQI2S n=300, Canada n=2,000]



Methodology



General Population Survey Methodology

The general population results are drawn from an online survey conducted between March 24th and 26th, 2020.

Method: This online survey was conducted using INNOVATIVE's Canada 20/20 national research panel with additional respondents from Lucid, a leading provider of online sample. Each survey is administered to a series of randomly selected samples from the panel and weighted to ensure that the overall sample's composition reflects that of the actual Canadian population according to Census data to provide results that are intended to approximate a probability sample. This survey includes oversamples of BC, Alberta, Ontario, and Quebec to take a deeper look at these provinces.

Sample Size: n=2,411 general population, 18 years or older. The results are weighted to n=2,000 based on Census data from Statistics Canada.

Field Dates: March 24th to March 26th, 2020.

Weighting: Results for Canada are weighted by age, gender, and region to ensure that the overall sample's composition reflects that of the actual population according to Census data; in order to provide results that are intended to approximate a probability sample. Weighted and unweighted frequencies are reported in the table.

Margin of Error: This is a representative sample. However, since the online survey was not a random probability based sample, a margin of error cannot be calculated. Statements about margins of sampling error or population estimates do not apply to most online panels.

Note: Graphs may not always total 100% due to rounding values rather than any error in data. Sums are added before rounding numbers.

This survey looked in-depth at a number of topics, and we will be releasing more results in the coming weeks. This release focuses on a few key topics, but the full questionnaire is provided as an appendix.

	Unweighted (n)	Unweighted (%)	Weighted (n)	Weighted (%)
Males 18-34	241	10.0%	275	13.8%
Males 35-54	342	14.2%	334	16.7%
Males 55+	647	26.9%	362	18.1%
Females 18-34	281	11.7%	272	13.6%
Females 35-54	380	15.8%	347	17.4%
Females 55+	514	21.4%	409	20.4%
Region				
BC	400	16.6%	272	13.6%
Alberta	346	14.4%	227	11.4%
Prairies	136	5.7%	133	6.7%
Ontario	887	36.9%	764	38.2%
Quebec	493	20.5%	467	23.4%
Atlantic	143	5.9%	136	6.8%

LGBTQI2S Survey Methodology

The LGBTQI2S results are drawn from the LGBTQI2S subsample of the general population survey, with additional respondents recruited from online advertisements on Facebook and Instagram.

Method: This online survey was conducted using INNOVATIVE's Canada 20/20 national research panel with additional respondents from Lucid, a leading provider of online sample. Each survey is administered to a series of randomly selected samples from the panel. Additional respondents were recruited from online advertisements on Facebook and Instagram.

Respondents were weighted using data from Statistics Canada on the distribution of heterosexual and non-heterosexual Canadians as an approximation of the distribution of LGBTQI2S Canadians to provide results that are intended to approximate a probability sample.

Sample Size: n=333 LGBTQI2S, 18 years or older. The results are weighted to n=300 based on data from Statistics Canada.

Field Dates: March 24th to March 29th, 2020.

Weighting: Results for Canada are weighted by sexual orientation within age and gender identity and sexual orientation by region to ensure that the overall sample's composition reflects that of the actual population according to the 2016 General Social Survey data from Statistics Canada; in order to provide results that are intended to approximate a probability sample. Population data on gender identity is not available for non-binary Canadians and so those respondents are weighted based only on region. Weighted and unweighted frequencies are reported in the table.

Margin of Error: This is a representative sample. However, since the online survey was not a random probability based sample, a margin of error cannot be calculated. Statements about margins of sampling error or population estimates do not apply to most online panels.

	Unweighted (n)	Unweighted (%)	Weighted (n)	Weighted (%)
18-34	195	58.6%	152	50.8%
35-54	87	26.1%	81	26.9%
55+	51	15.3%	67	22.3%

Male	159	47.7%	115	38.5%
Female	139	41.7%	142	47.5%
Non-binary	35	10.5%	42	14.1%

BC	43	12.9%	67	22.4%
Alberta	41	12.3%	47	15.5%
Prairies	11	3.3%	18	5.8%
Ontario	114	34.2%	99	33.2%
Quebec	108	32.4%	47	15.7%
Atlantic	16	4.8%	22	7.3%

The logo for Egale, featuring the word "Egale" in a white, sans-serif font with a horizontal bar over the letter "E".The logo for Innovative Research Group, featuring a cluster of white dots of varying sizes to the left of the text "INNOVATIVE RESEARCH GROUP" in a white, sans-serif font.

For more information, please contact:

Jason Lockhart

Vice President, INNOVATIVE

(416) 642-7177

jlockhart@innovativeresearch.ca

Helen Kennedy

Executive Director, Egale Canada

(416) 270-1999

hkennedy@egale.ca

Jennifer Boyce

Media Relations, Egale Canada

(647) 404-7156

communications@egale.ca