

2019 Election: Seat Clusters September Survey Results



September 2019

Overview

In Canada, we count seats, not votes. Just like in American Presidential elections, you can win the popular vote and lose the election. In fact, that happened to Justin Trudeau's father in 1979.


The general way analysts address that is to look at seats by region. However, seats in the same region can move differently. This release tries to get closer to reality in the seat-by-seat contest. Our analysis combines two projects:

- An analysis of federal election districts (which we call "seats") that groups them into 14 clusters based on which parties are most competitive in those seats. Given the shifting dynamics of Canada's party system, we have relied on only the results of the past two elections. However, to assess where the parties stand in these 14 seat clusters, we need a lot of data.
- A merge of the most recent three national surveys that include federal votes, creating a unweighted total of 6,420 respondents and a weighted total of 5,900.

In each of our surveys, we collect postal codes. That allows us to create a riding variable for almost all our respondents and to group their responses by the riding they are in.

The deck below shows the output from the analysis.

Methodology




Online Sample Methodology: September 2019



- This report combines the results of three online surveys conducted in September 2019.
- In total, the dataset contains a representative sample of n=6,420 Canadians, 18 years or older. Online samples for the Election Benchmark survey and the Canada This Month survey of the surveys were provided by Lucid, while the Ad Testing survey sample was provided by Dynata, both leading providers of online samples. The dates and sample sizes for each survey were:
 - *Election Benchmark Survey*: Conducted from September 10th to September 15th, 2019 with an unweighted sample size of 1,622 (weighted to 1,600)
 - *Ad-Testing Survey Wave 2*: Conducted from September 17th to September 24th, 2019 with an unweighted sample size of 2,496 (weighted to 2,300)
 - *Canada This Month Survey*: Conducted from September 20th to September 25th, 2019 with an unweighted sample size of 2,302 (weighted to 2,000)
- The combined sample is weighted to n=5,900 by age, gender and provincial sub-regions using the latest Statistics Canada Census data. Results are weighted to ensure that the overall sample's composition reflects that of the actual population to provide results that are intended to approximate a probability sample.
- Respondents were grouped together into their federal electoral districts based on their postal code. A weighted total of 441 respondents could not be grouped into a federal electoral district because they did not provide a postal code or their postal code matched multiple districts.
- INNOVATIVE provides each panellist with a unique URL via an email invitation so that only invited panel members are able to complete the survey, and panel members can only complete a particular survey once. Sub-regional quotas are set within regions to ensure there is a representative sample of respondents from across the entire region.
- This is a representative sample. However, since the online survey was not a random probability-based sample, a margin of error cannot be calculated. Statements about margins of sampling error or population estimates do not apply to most online panels.

Topline Federal Vote



Overall Vote Results

The overall decided vote results from each survey are provided below.

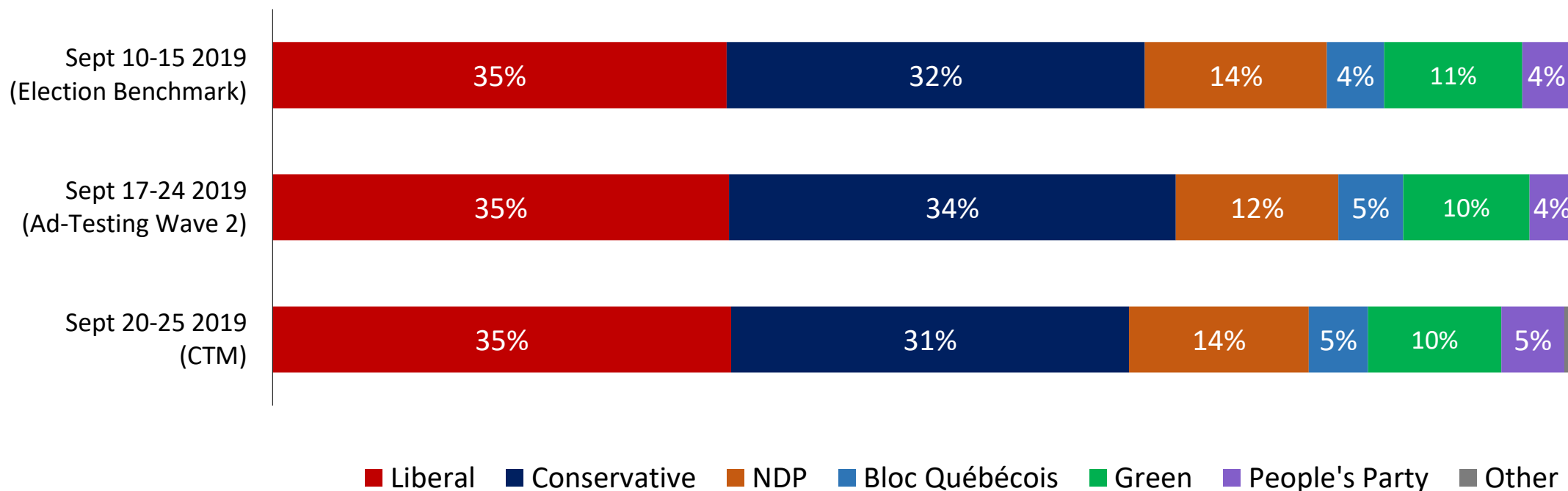


Canada This Month and Election Benchmark: If a federal election were held today, which party would you vote for? In that case, which party do you lean toward slightly?

[showing only decided voters]

Ad-Testing Wave 2: If the federal election were held today, how likely would you be to vote for each of the following federal political parties? Please answer on a scale from 0 to 10 where 0 means you definitely will not vote for that party and 10 means you definitely will vote for that party.

[Vote choice defined as the party a respondent ranks the highest. Ties are treated as undecided voters. Voters who are undecided or select don't know for every party are not shown]



Note: The “Election Benchmark” and CTM results have been released previously by INNOVATIVE. This is the first release of the “Ad Testing Wave 2” results.

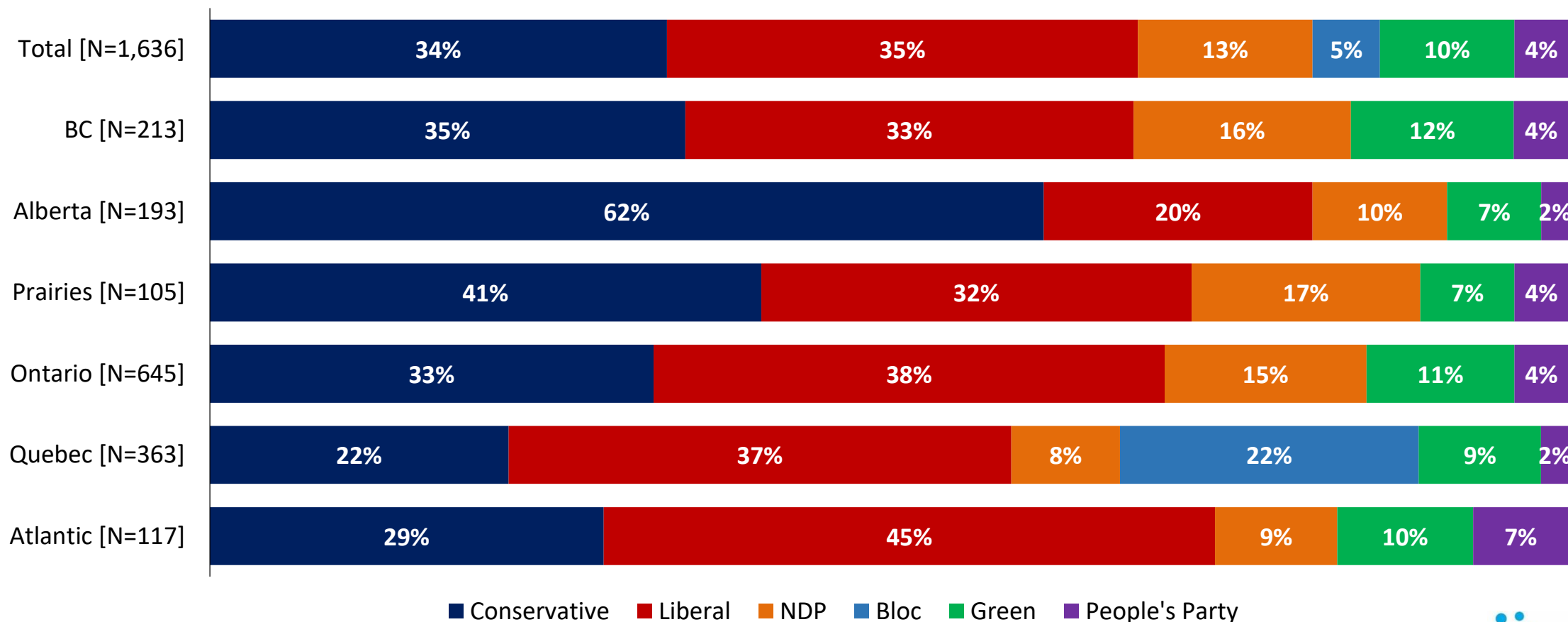
Ad Test Wave 2 Data: Decided Vote by Region

The decided vote by region from the previously unreleased “Ad Testing Wave 2” data is below:


Q

If the federal election were held today, how likely would you be to vote for each of the following federal political parties? Please answer on a scale from 0 to 10 where 0 means you definitely will not vote for that party and 10 means you definitely will vote for that party.

[Vote choice defined as the party a respondent ranks the highest. Ties are treated as undecided voters. Voters who are undecided or select don't know for every party are not shown]



Federal Vote: Seat Clusters



The Seat Clusters

In Canadian elections, we count *seats* not *votes*.

For this analysis, we have grouped seats together into **clusters** where ridings are similar to one another according to which parties have historically been successful there in addition to the region where the seat is located.

These seat clusters can help us better understand changes in support for parties in ridings which have typically had similar voting behaviour. Each of these clusters is listed along with the pooled sample size of respondents from each cluster.

The core analysis that drives the groups is based on classifying ridings as:

- **Stronghold:** A seat won by a party in *both* 2011 and 2015 by >10%
- **Competitive:** A seat won in either 2011 or 2015 by the party OR lost by an average of less than 10% across *both* elections (a seat can be competitive for multiple parties)
- **Two-way races** (e.g. LPC-CPC): Seats that are competitive for both listed parties, but for *no other* parties.

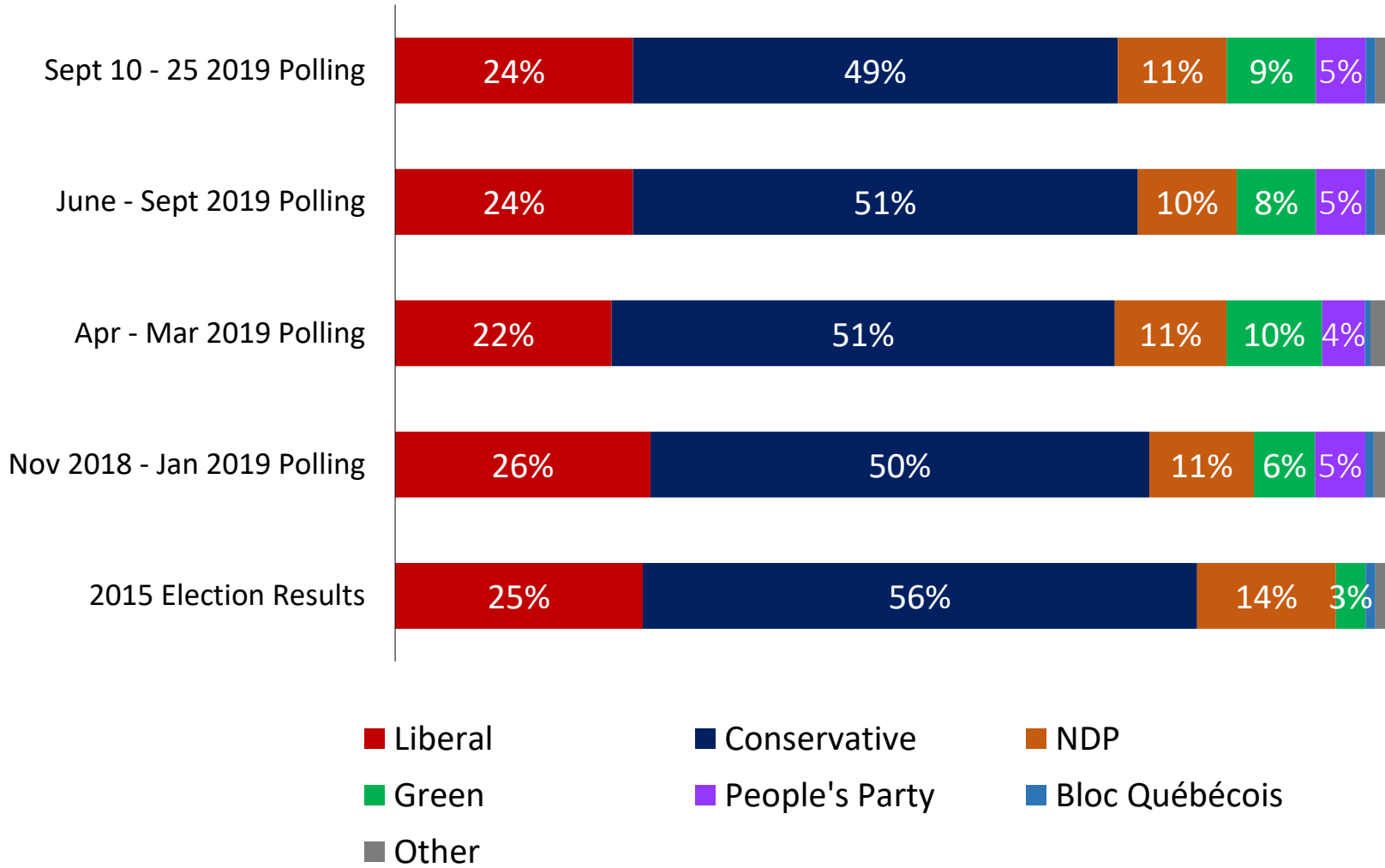
See the Appendix for detailed definitions of each cluster and which ridings they contain.

<i>Seat Clusters</i>	Seats	Weighted Sample Size
<i>Strong CPC</i>	65	1,069
<i>Strong LPC</i>	32	492
<i>LPC-CPC GTA</i>	33	579
<i>LPC-CPC Rest of Ontario</i>	34	568
<i>LPC-CPC Lower mainland</i>	11	181
<i>LPC-CPC Atlantic</i>	14	150
<i>Other LPC-CPC</i>	19	277
<i>LPC-NDP Quebec</i>	27	444
<i>LPC-NDP RoC</i>	26	434
<i>NDP Strong/Swing QC</i>	14	250
<i>NDP Strong/Swing RoC</i>	16	233
<i>BQ Competitive</i>	18	275
<i>Green target</i>	15	257
<i>2015 3-Way</i>	14	250

Strong CPC: Conservatives are holding on to most of their 2015 support in their safest seats



Decided Vote



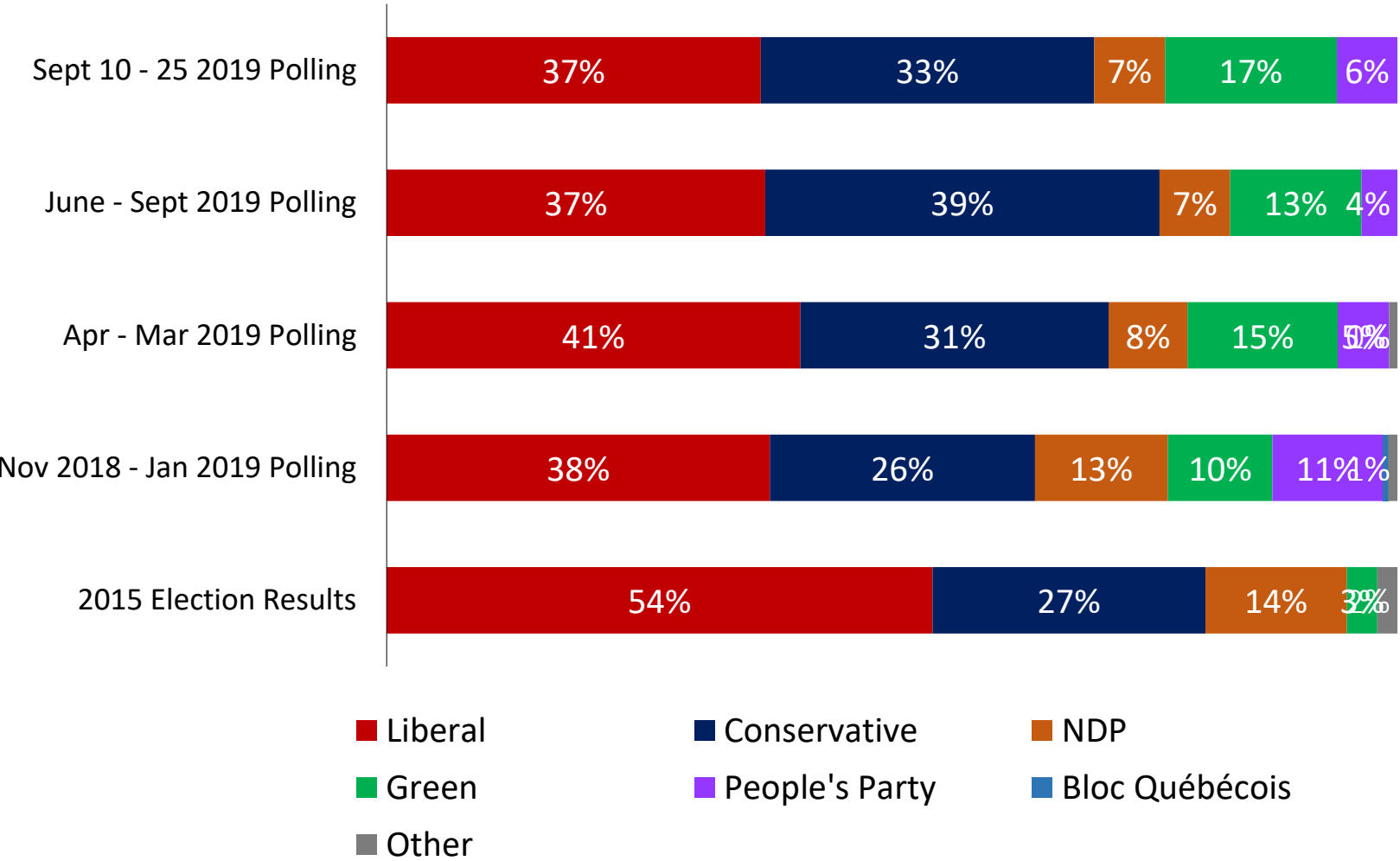
The strongest Conservative seats across the last two elections. These seats are unlikely to flip in the 2019 campaign.

Party	Seats Won 2015	Seats Won 2011*
Liberal	0	0
CPC	65	62
NDP	0	3

*2011 results were transposed from previous riding boundaries to the 338 current federal electoral districts

LPC-CPC Atlantic: After flipping all 14 of these seats with a 27-point margin in 2015, the Liberals are neck-and-neck with the Tories.

Q Decided Vote



Seats historically competitive for both Liberals and Conservatives in Atlantic Canada.

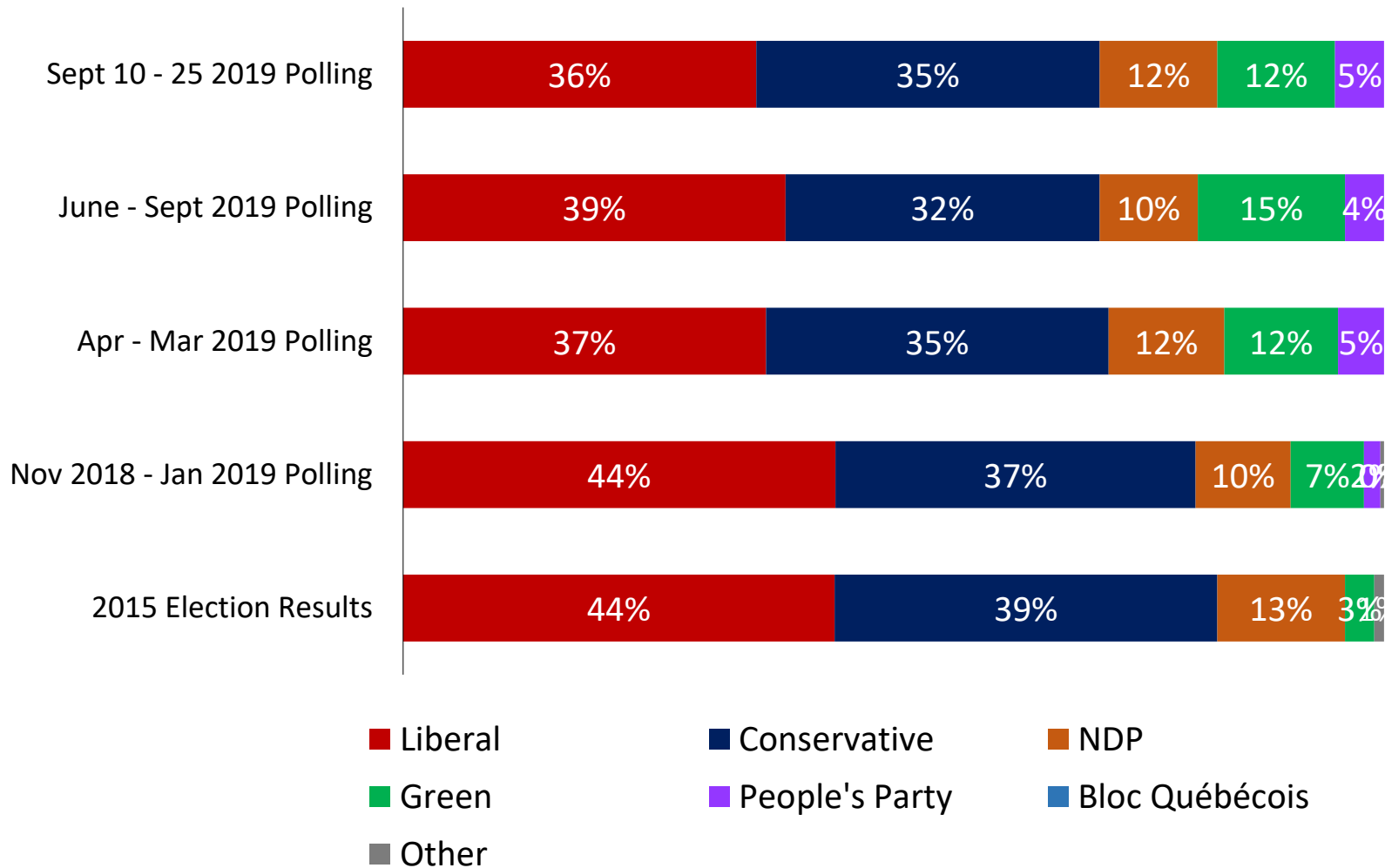
Party	Seats Won 2015	Seats Won 2011*
Liberal	14	0
CPC	0	14
NDP	0	0

*2011 results were transposed from previous riding boundaries to the 338 current federal electoral districts

LPC-CPC Rest of Ontario: In two-way races outside the GTA both Liberals and Tories are down and neck-and-neck.

Q

Decided Vote



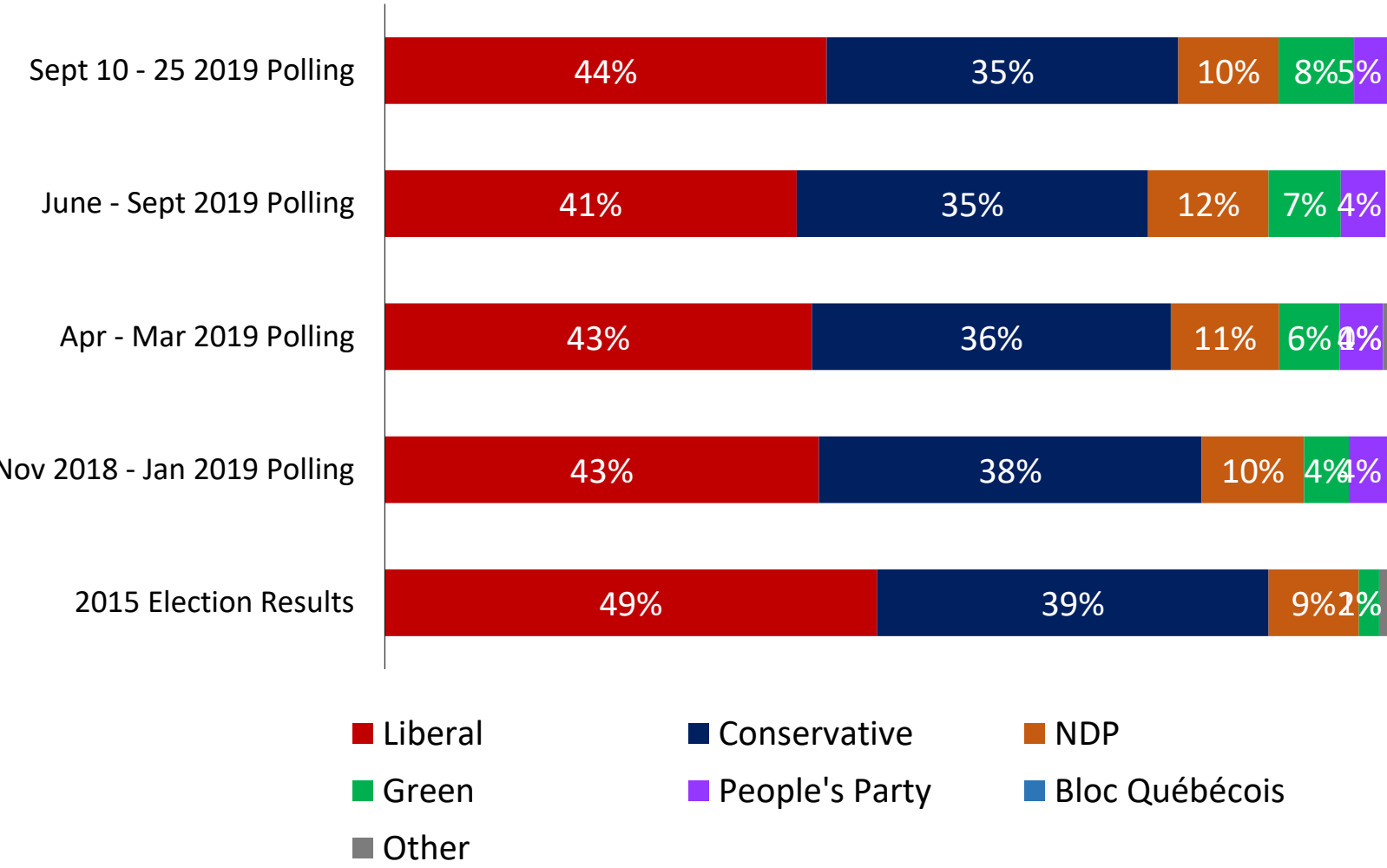
Races that have been historically close between the Liberals and Conservatives in Ontario outside of the GTA.

Party	Seats Won 2015	Seats Won 2011*
Liberal	18	0
CPC	16	34
NDP	0	0

LPC-CPC Toronto & GTA: Both Liberals and Tories have dipped slightly compared to 2015 with Liberals maintaining their lead (9% in Sept).



Decided Vote



Races that have been historically close between the Liberals and Conservatives in Toronto and the GTA.

Party	Seats Won 2015	Seats Won 2011*
Liberal	30	0
CPC	3	33
NDP	0	0

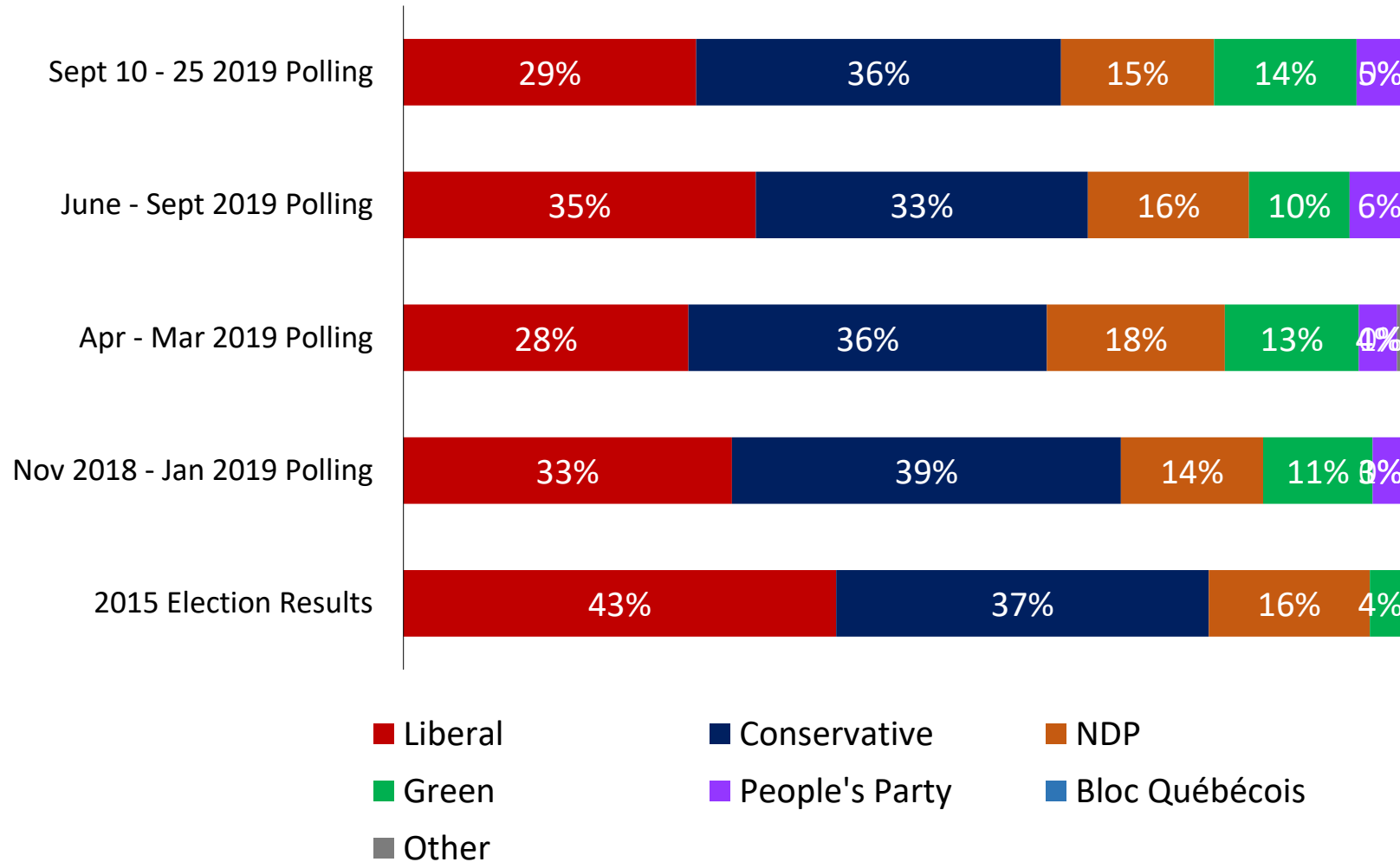
*2011 results were transposed from previous riding boundaries to the 338 current federal electoral districts

LPC-CPC Lower Mainland: The Liberals had a margin of 6-points in 2015. So far in 2019 the CPC has taken the lead by a margin of 7-points.

14

Q

Decided Vote

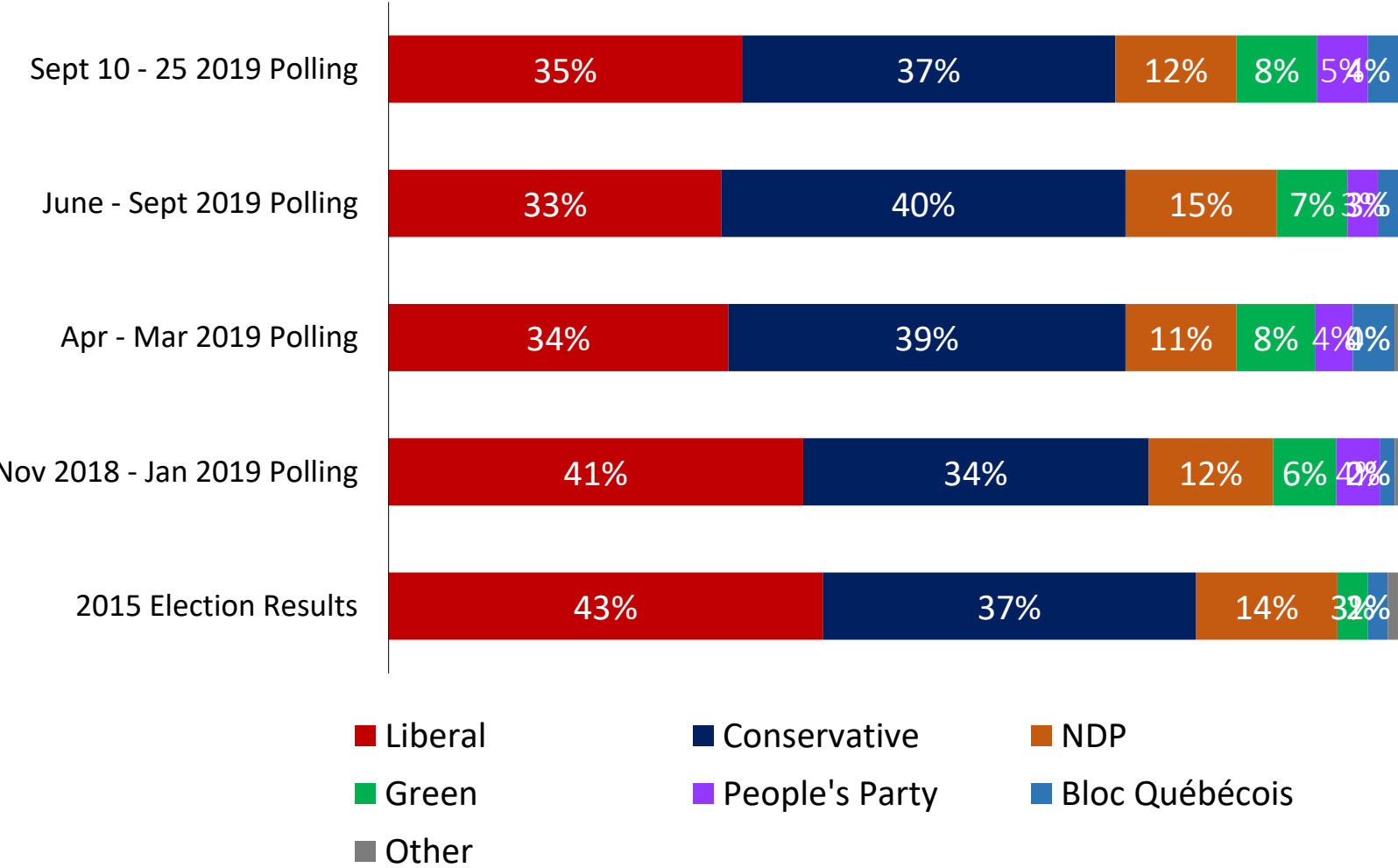


Seats historically competitive for both Liberals and Conservatives in BC's Lower Mainland.

Party	Seats Won 2015	Seats Won 2011*
Liberal	7	0
CPC	4	11
NDP	0	0

Other LPC-CPC: After winning this cluster by 6-points in 2015 and picking up 12 seats, the Liberals are now slightly behind the CPC.

Q Decided Vote



Liberal vs. Tory races in the rest of the country. Three of these are in Quebec, five in BC's Interior or North, and eleven in the Prairies or Alberta

Party	Seats Won 2015	Seats Won 2011*
Liberal	13	1
CPC	6	17
NDP	0	1

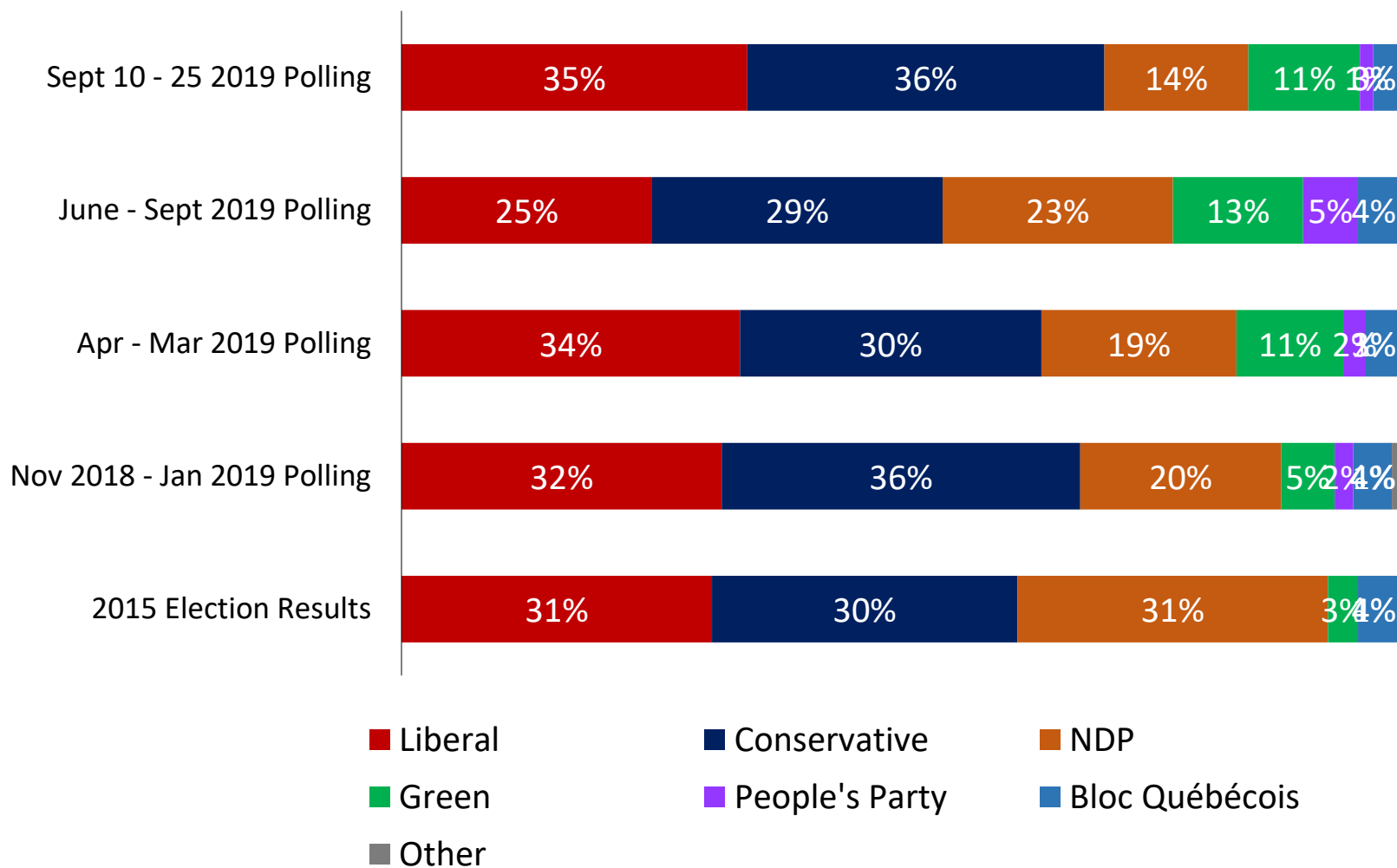
*2011 results were transposed from previous riding boundaries to the 338 current federal electoral districts

2015 3-Way: A 17-point loss for the NDP since 2015 makes way to a 8-point rise in Green popularity; Liberals and CPC remain tied.

16

Q

Decided Vote



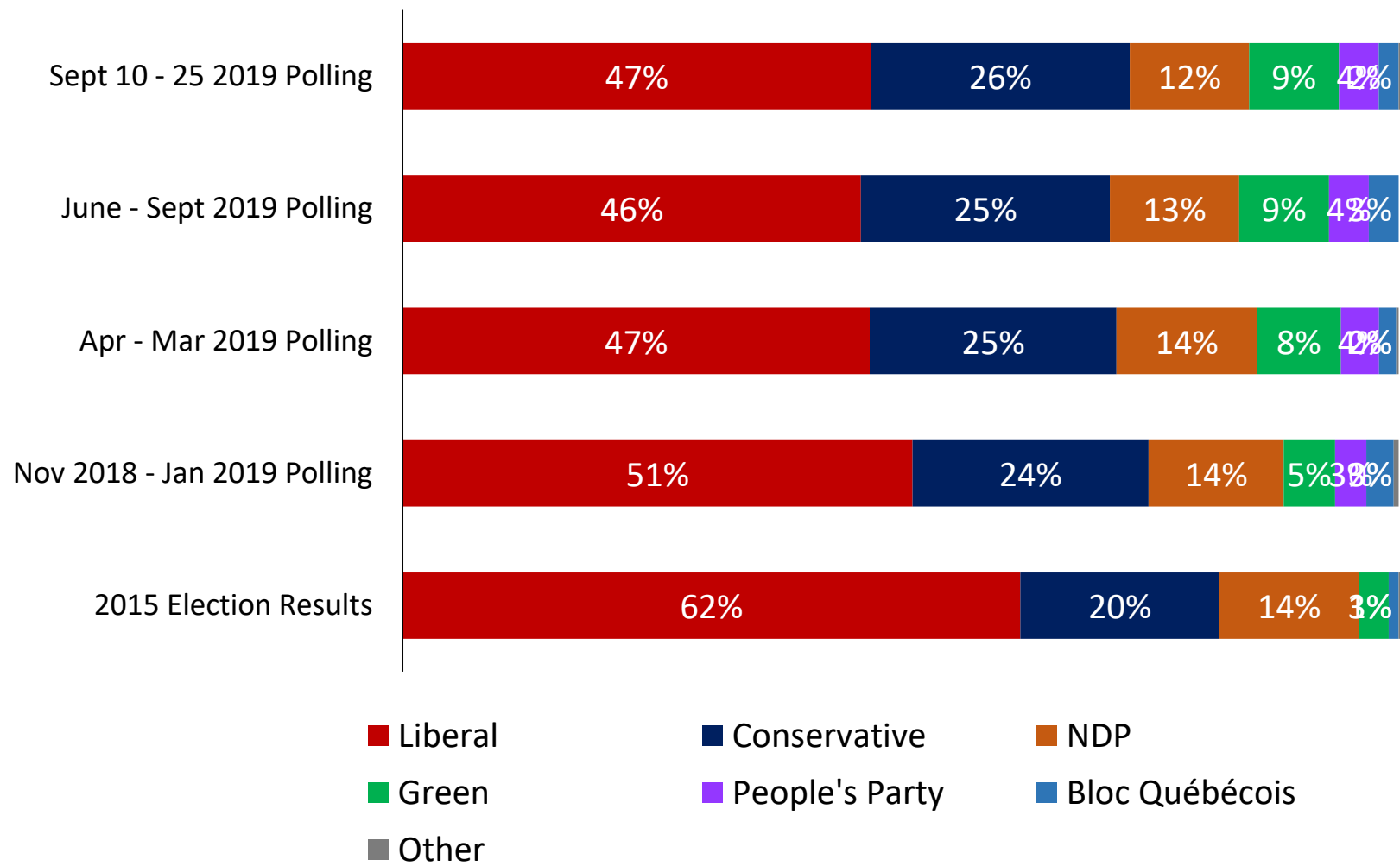
Seats that were 3-way races in the 2015 election campaign.

Party	Seats Won 2015	Seats Won 2011*
Liberal	6	0
CPC	3	9
NDP	5	5

Strong LPC: Liberals down 15 points in these core seats compared to 2015 while CPC is up 6



Decided Vote



The strongest LPC seats that they held onto even in the tough 2011 campaign. These seats are their core base.

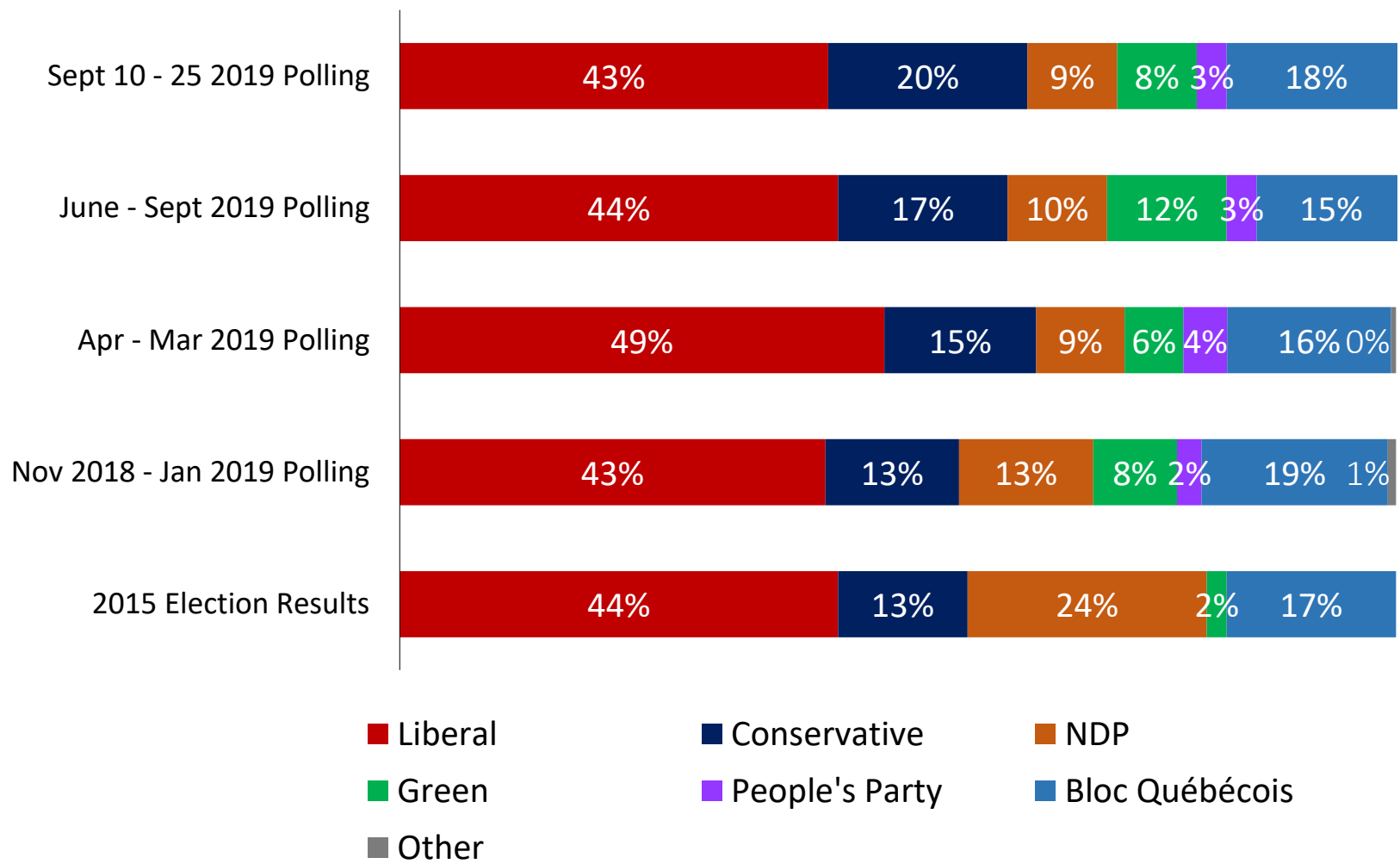
Party	Seats Won 2015	Seats Won 2011*
Liberal	32	32
CPC	0	0
NDP	0	0

*2011 results were transposed from previous riding boundaries to the 338 current federal electoral districts

LPC-NDP Quebec: The Liberals are holding their 2015 vote while the NDP is struggling. The Liberals appear poised to hold these gains



Decided Vote



Seats historically competitive between the Liberals and NDP in Quebec.

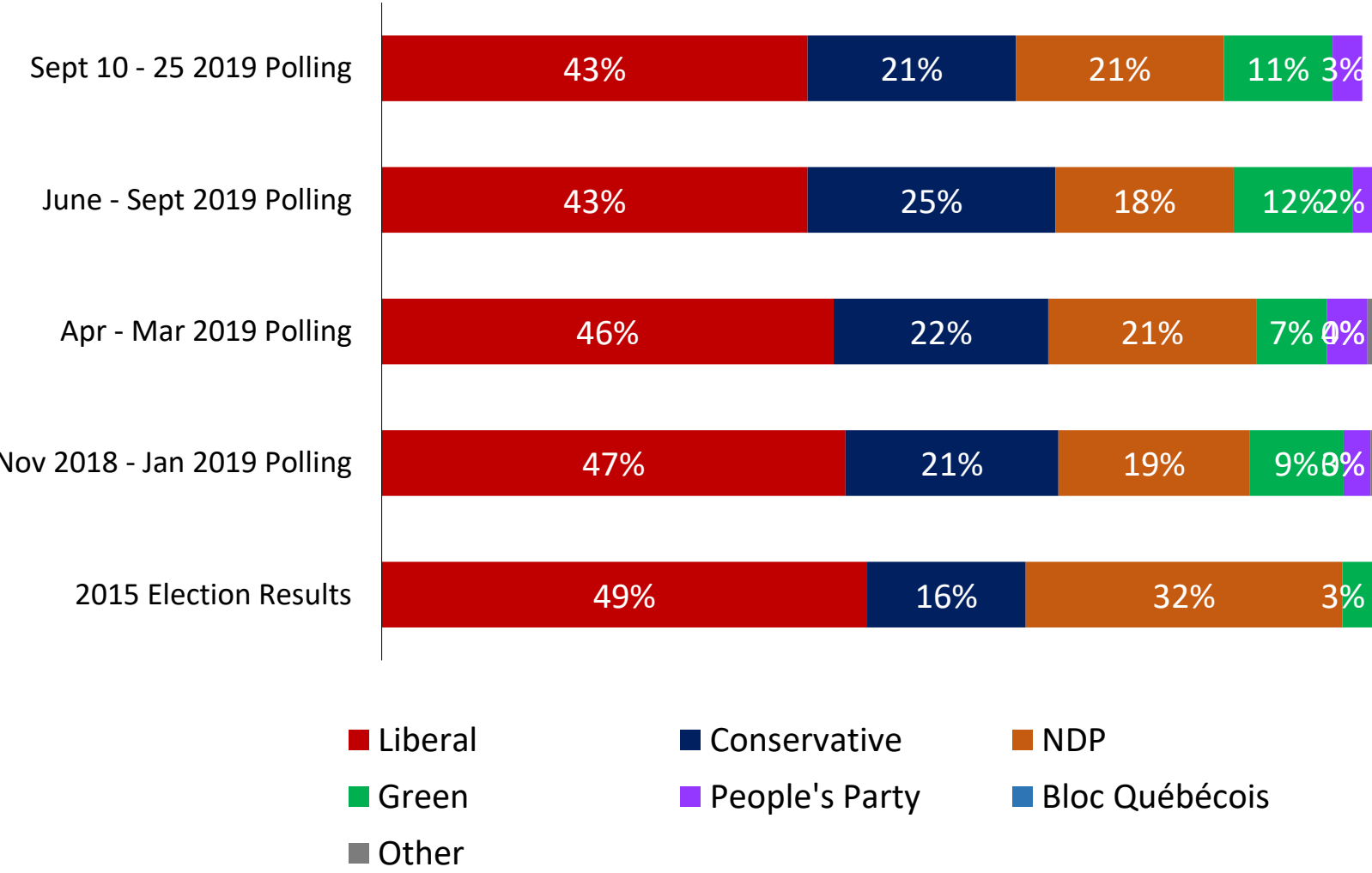
Party	Seats Won 2015	Seats Won 2011*
Liberal	26	0
CPC	0	0
NDP	0	26

*2011 results were transposed from previous riding boundaries to the 338 current federal electoral districts

LPC-NDP Rest of Canada: CPC and Greens may be benefiting from the NDP decline in these seats, but the Liberals still look strong.



Decided Vote



Seats historically competitive between the NDP and Liberals outside of Quebec.

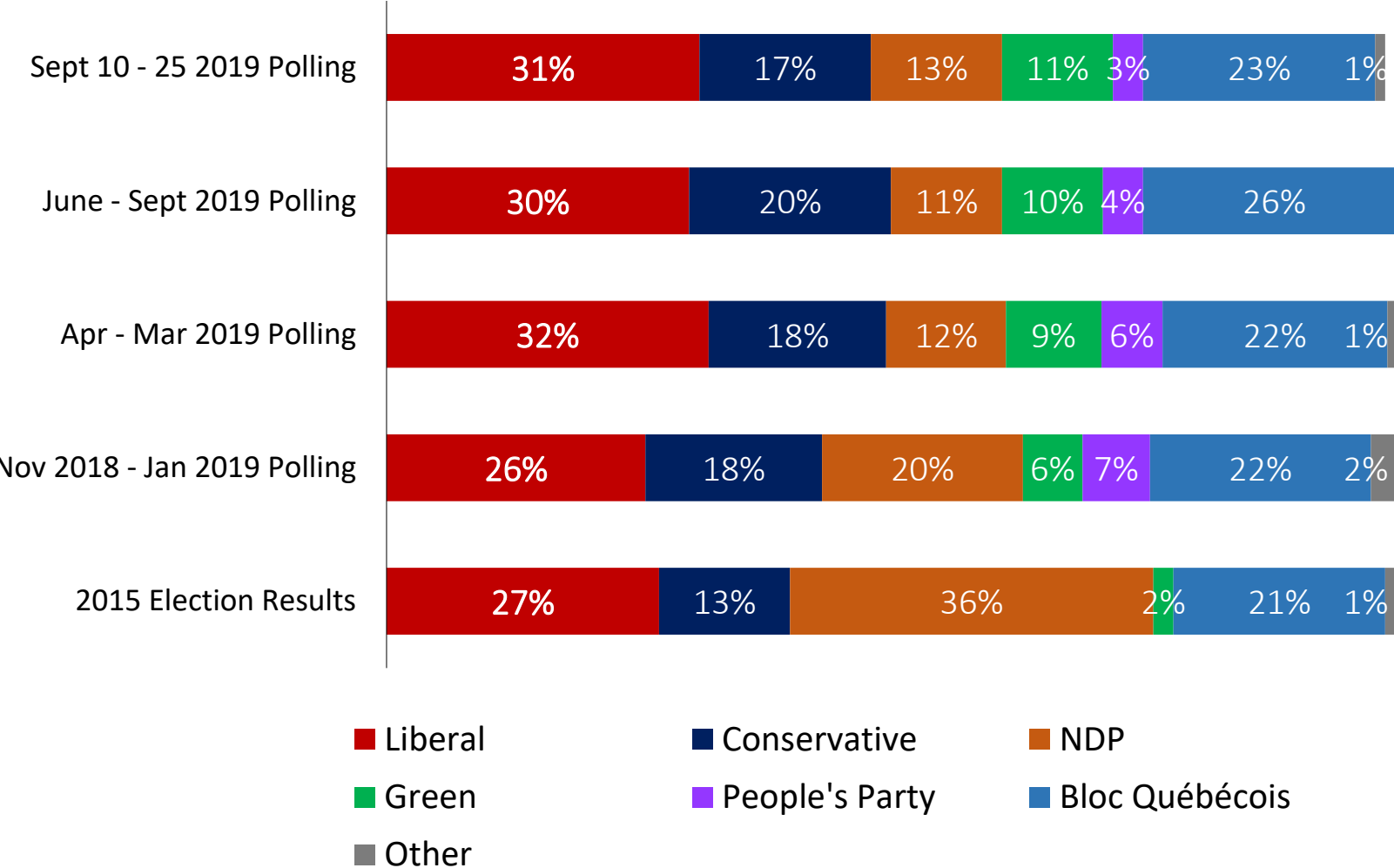
Party	Seats Won 2015	Seats Won 2011*
Liberal	26	1
CPC	0	0
NDP	0	26

*2011 results were transposed from previous riding boundaries to the 338 current federal electoral districts

Quebec NDP Strong/Swing: The NDP vote down to 13% in these 14 seats; with all other parties rising since 2015.



Decided Vote



The strongest NDP seats in Quebec grouped with some in which they were competitive against the Conservatives or Bloc.

Party	Seats Won 2015	Seats Won 2011*
Liberal	0	0
CPC	1	1
NDP	13	13

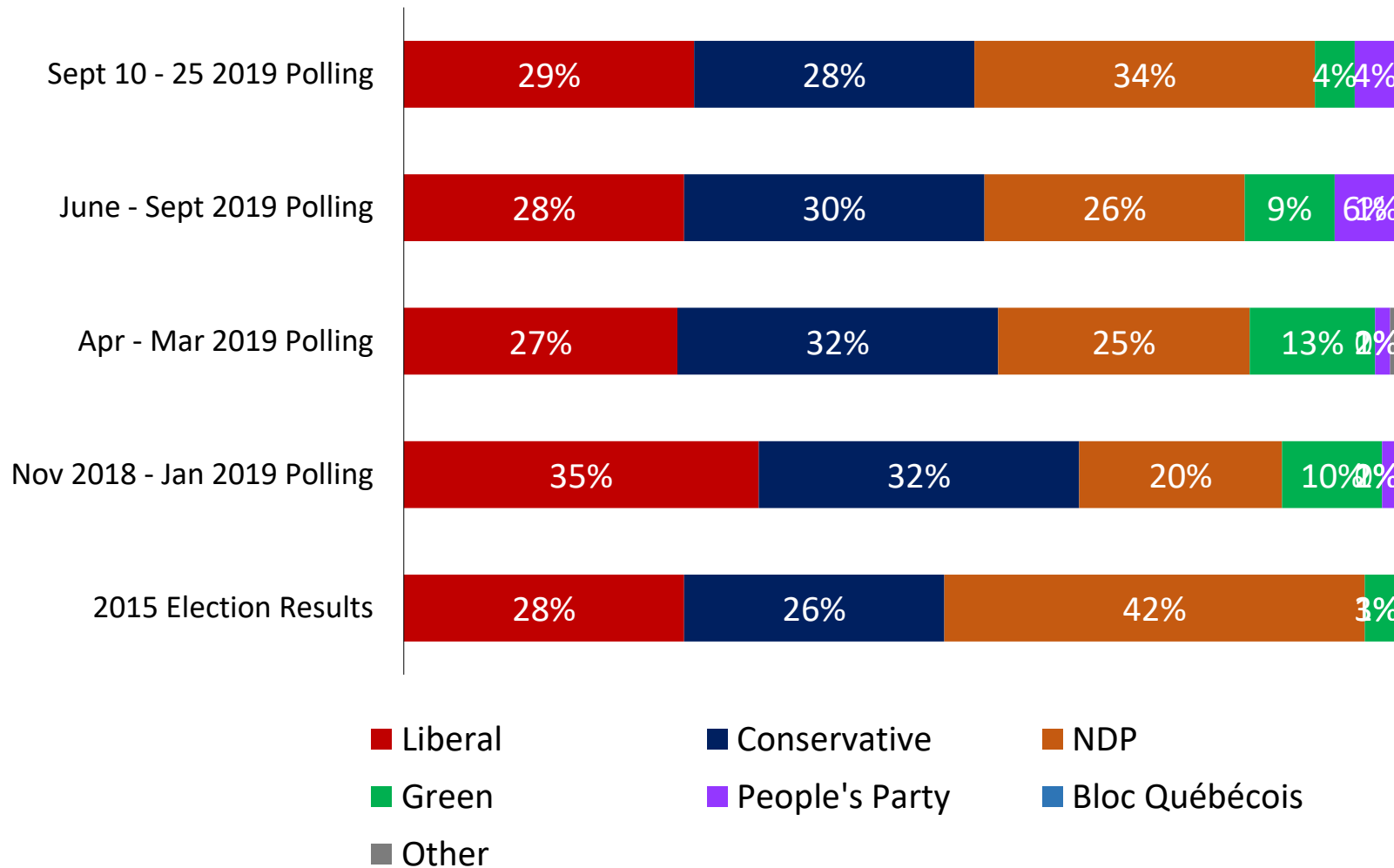
*2011 results were transposed from previous riding boundaries to the 338 current federal electoral districts

NDP Strong/Swing Rest of Canada: Liberals, Tories, and Greens show little change since 2015 with the NDP down 8 points.

21

Q

Decided Vote



The strongest NDP seats outside of Quebec grouped with some in which they were competitive against the Conservatives.

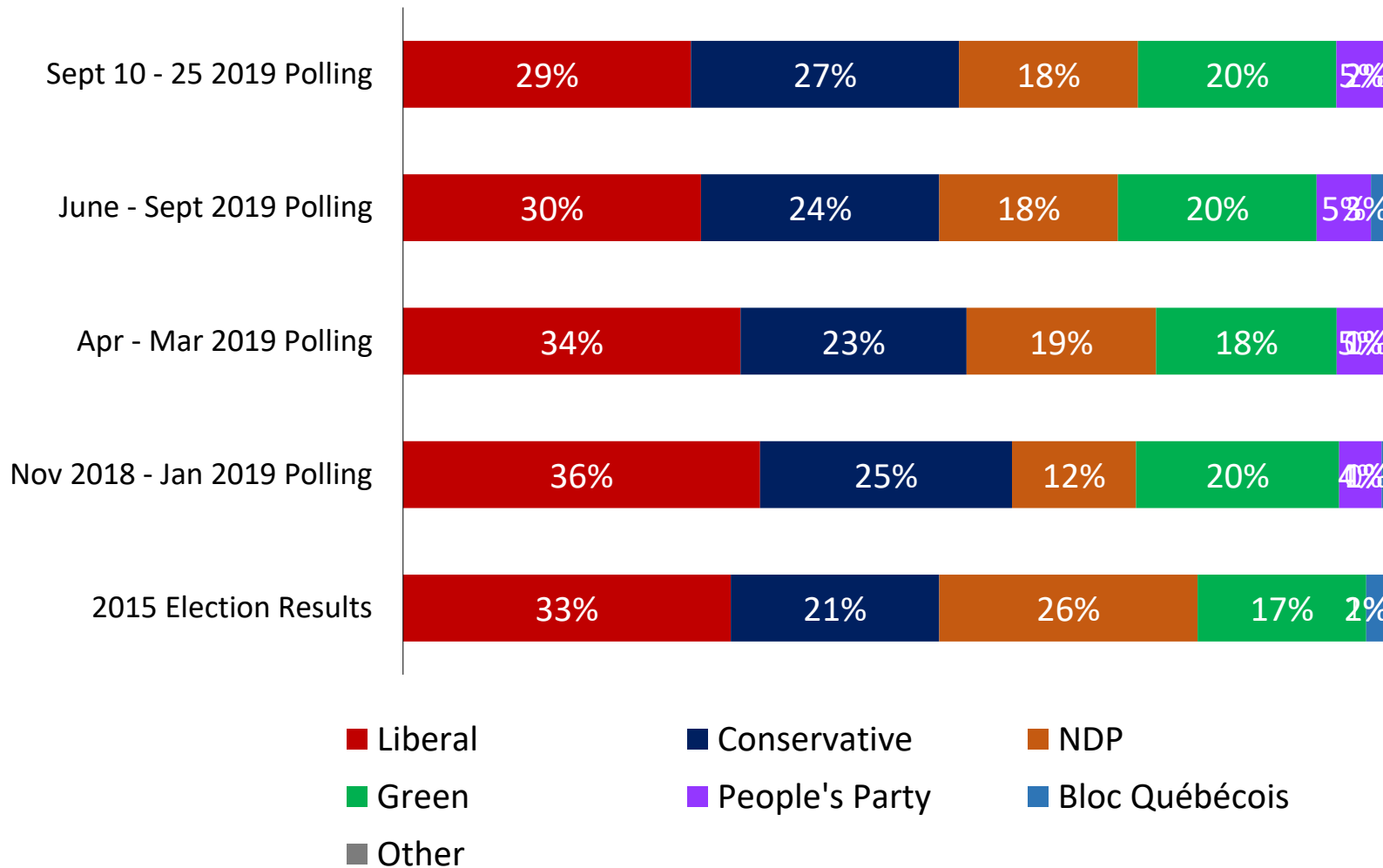
Party	Seats Won 2015	Seats Won 2011*
Liberal	0	0
CPC	0	2
NDP	16	14

Green Target: Despite large gains elsewhere, the Green vote in these seats is only up 3 points.

22

Q

Decided Vote



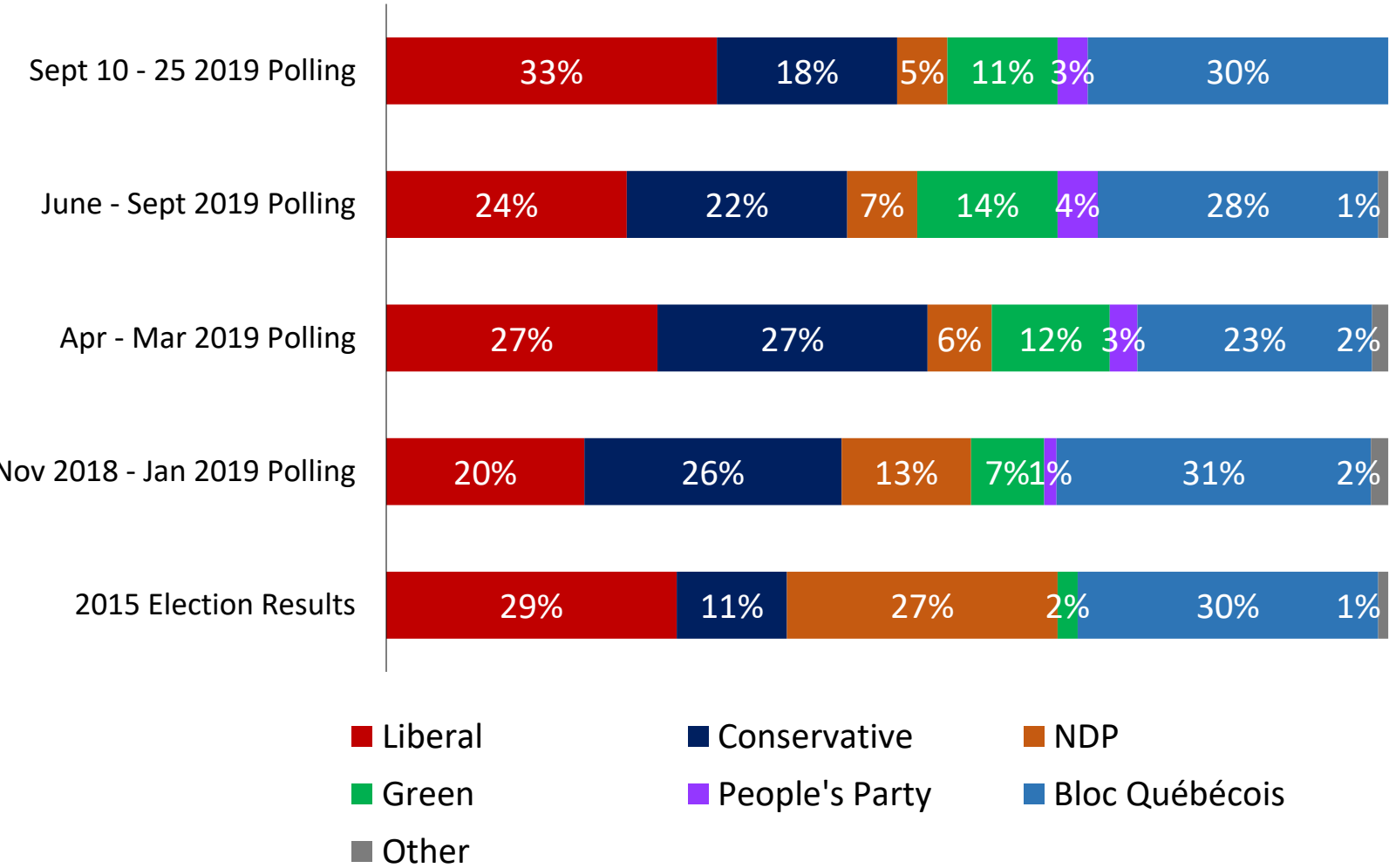
Seats where the Greens showed some strength in 2015 and could target this time around. 7/15 of these seats are on Vancouver Island.

Party	Seats Won 2015	Seats Won 2011*
Liberal	6	2
CPC	0	5
NDP	7	7
Bloc	1	0
Green	1	1

BQ Competitive: With the NDP down 22 points and the Bloc steady, the Bloc and Liberals appear to be in a tight race in this seat cluster.



Decided Vote




Seats where the Bloc has been competitive in 2011 and 2015, excluding some that fall into other clusters.

Party	Seats Won 2015	Seats Won 2011*
Liberal	5	0
CPC	1	0
NDP	3	14
Bloc	9	4

*2011 results were transposed from previous riding boundaries to the 338 current federal electoral districts

Appendix: Sample Distributions



Sept 10th – 15th Election Benchmark Survey Sample Distribution

	Unweighted (n)	Unweighted (%)	Weighted (n)	Weighted (%)
Males 18-34	193	11.9%	220	13.8%
Males 35-54	267	16.5%	267	16.7%
Males 55+	304	18.7%	290	18.1%
Females 18-34	228	14.1%	218	13.6%
Females 35-54	295	18.2%	278	17.4%
Females 55+	335	20.7%	327	20.4%
BC	218	13.4%	218	13.6%
Alberta	197	12.1%	182	11.3%
Prairies	111	6.8%	107	6.7%
Ontario	566	34.9%	611	38.2%
Quebec	395	24.4%	374	23.4%
Atlantic	135	8.3%	109	6.8%

Sept 17th – 24th Ad-Testing Survey Wave 2 Sample Distribution


	Unweighted (n)	Unweighted (%)	Weighted (n)	Weighted (%)
Males 18-34	317	12.7%	316	13.8%
Males 35-54	428	17.2%	384	16.7%
Males 55+	434	17.4%	416	18.1%
Females 18-34	344	13.8%	313	13.6%
Females 35-54	464	18.6%	399	17.4%
Females 55+	506	20.3%	469	20.4%
BC	326	13.1%	314	13.7%
Alberta	263	10.5%	262	11.4%
Prairies	157	6.3%	153	6.7%
Ontario	889	35.6%	877	38.2%
Quebec	710	28.4%	537	23.4%
Atlantic	151	6.0%	156	6.8%

Sept 20th – 25th Canada This Month Sample Distribution

	Unweighted (n)	Unweighted (%)	Weighted (n)	Weighted (%)
Males 18-34	187	8.1%	275	13.8%
Males 35-54	312	13.6%	334	16.7%
Males 55+	702	30.5%	362	18.1%
Females 18-34	250	10.9%	272	13.6%
Females 35-54	360	15.6%	347	17.4%
Females 55+	491	21.3%	409	20.4%
BC	429	18.6%	272	13.6%
Alberta	314	13.6%	227	11.4%
Prairies	150	6.5%	133	6.7%
Ontario	907	39.4%	764	38.2%
Quebec	370	16.1%	467	23.4%
Atlantic	132	5.7%	136	6.8%

Appendix:

Seat Cluster Definitions



Defining the Seat Clusters

This section outlines the precise definition of each seat cluster and which federal electoral districts it contains.

For this analysis, we based the clusters on a few key definitions that are repeated throughout this section:

- **Stronghold:** A seat won by a party in *both* 2011 and 2015 by >10%
- **Competitive:** A seat won in either 2011 or 2015 by the party OR lost by an average of less than 10% across *both* elections (a seat can be competitive for multiple parties)
- **Two-way races** (e.g. LPC-CPC): Seats that are competitive for both listed parties, but for *no other* parties.
 - LPC-CPC note: These seats have a manual adjustment so that if the Liberals were competitive in 2015 but not 2011 they are still included.

Seats are assigned to clusters by a combination of the classifications above with regional breakdowns. Some special rules are used for Green Targets and 2015 3-way races and some manual adjustments are made to reflect special circumstances and are noted throughout.

Seat Cluster Distribution by Region

	Vancouver Island	Lower Mainland	Rest of BC	Edmonton /Calgary	Rest of Alberta	Saskatoon /Regina	Winnipeg	Rest of Prairies	Toronto	Rest of GTA	Ontario: South/ West	Ontario: North/ East	Montreal: Anglophone ridings	Montreal: Francophone ridings	Quebec City Area	Rest of Quebec	Atlantic
Strong CPC		1	1	13	15	3		12		2	7	5			6		
Other LPC-CPC			5	5			5	1					1		2		
LPC-CPC Atlantic																	14
LPC-CPC Rest of Ontario											16	18					
LPC-CPC Toronto & GTA									8	25							
LPC-CPC Lower Mainland		11															
2015 3-Way		4	2			1	1	1			1	1			3		
Strong LPC		2				1			8	1		4	5	1			10
LPC-NDP Quebec													5	12	1	9	
LPC-NDP RoC		2					2	1	9	1	1	4					6
NDP Strong/Swing QC													1	3		10	
NDP Strong/Swing RoC		3	2	1		1		1			6	2					
Green Target	7	3									1	1		1			2
BQ Competitive														6	1	11	

Strong CPC

Includes CPC stronghold seats (won in both 2011 & 2015 by >10%) OR CPC-only competitive seats (won in either 2011/2015 or lost by an average of <10%, and competitive for no other parties). 3 decisive CPC wins in Quebec city from 2015 are added manually to this group even though they technically are classified as competitive for the NDP because based on their strength in 2011.

Federal Electoral District	Province	Sub-region
Calgary Forest Lawn	Alberta	Edmonton/Calgary
Calgary Heritage	Alberta	Edmonton/Calgary
Calgary Midnapore	Alberta	Edmonton/Calgary
Calgary Nose Hill	Alberta	Edmonton/Calgary
Calgary Rocky Ridge	Alberta	Edmonton/Calgary
Calgary Shepard	Alberta	Edmonton/Calgary
Calgary Signal Hill	Alberta	Edmonton/Calgary
Edmonton Griesbach	Alberta	Edmonton/Calgary
Edmonton Manning	Alberta	Edmonton/Calgary
Edmonton Riverbend	Alberta	Edmonton/Calgary
Edmonton West	Alberta	Edmonton/Calgary
St. Albert--Edmonton	Alberta	Edmonton/Calgary
Sherwood Park--Fort Saskatchewan	Alberta	Edmonton/Calgary
Banff--Airdrie	Alberta	Rest of Alberta
Battle River--Crowfoot	Alberta	Rest of Alberta
Bow River	Alberta	Rest of Alberta
Edmonton--Wetaskiwin	Alberta	Rest of Alberta
Foothills	Alberta	Rest of Alberta
Fort McMurray--Cold Lake	Alberta	Rest of Alberta
Grande Prairie--Mackenzie	Alberta	Rest of Alberta
Lakeland	Alberta	Rest of Alberta
Lethbridge	Alberta	Rest of Alberta
Medicine Hat--Cardston--Warner	Alberta	Rest of Alberta
Peace River--Westlock	Alberta	Rest of Alberta
Red Deer--Mountain View	Alberta	Rest of Alberta
Red Deer--Lacombe	Alberta	Rest of Alberta
Sturgeon River--Parkland	Alberta	Rest of Alberta
Yellowhead	Alberta	Rest of Alberta

Federal Electoral District	Province	Sub-region
Abbotsford	British Columbia	Lower mainland
Prince George--Peace River--Northern Rockies	British Columbia	Rest of BC
Brandon--Souris	Manitoba	Rest of prairies
Dauphin--Swan River--Neepawa	Manitoba	Rest of prairies
Portage--Lisgar	Manitoba	Rest of prairies
Provencher	Manitoba	Rest of prairies
Selkirk--Interlake--Eastman	Manitoba	Rest of prairies
Haliburton--Kawartha Lakes--Brock	Ontario	Ontario: North/East
Lanark--Frontenac--Kingston	Ontario	Ontario: North/East
Renfrew--Nipissing--Pembroke	Ontario	Ontario: North/East
Stormont--Dundas--South Glengarry	Ontario	Ontario: North/East
York--Simcoe	Ontario	Ontario: North/East
Brantford--Brant	Ontario	Ontario: South/West
Elgin--Middlesex--London	Ontario	Ontario: South/West
Lambton--Kent--Middlesex	Ontario	Ontario: South/West
Niagara West	Ontario	Ontario: South/West
Oxford	Ontario	Ontario: South/West
Sarnia--Lambton	Ontario	Ontario: South/West
Wellington--Halton Hills	Ontario	Ontario: South/West
Oshawa	Ontario	Rest of GTA
Thornhill	Ontario	Rest of GTA

Federal Electoral District	Province	Sub-region
Beauce	Quebec	Quebec City Area
Bellechasse--Les Etchemins--Lévis	Quebec	Quebec City Area
Charlesbourg--Haute-Saint-Charles	Quebec	Quebec City Area
Lévis--Lotbinière	Quebec	Quebec City Area
Louis-Saint-Laurent	Quebec	Quebec City Area
Portneuf--Jacques-Cartier	Quebec	Quebec City Area
Battlefords--Lloydminster	Saskatchewan	Rest of prairies
Cypress Hills--Grasslands	Saskatchewan	Rest of prairies
Carlton Trail--Eagle Creek	Saskatchewan	Rest of prairies
Moose Jaw--Lake Centre--Lanigan	Saskatchewan	Rest of prairies
Prince Albert	Saskatchewan	Rest of prairies
Souris--Moose Mountain	Saskatchewan	Rest of prairies
Yorkton--Melville	Saskatchewan	Rest of prairies
Regina--Qu'Appelle	Saskatchewan	Saskatoon/Regina
Saskatoon--Grasswood	Saskatchewan	Saskatoon/Regina
Saskatoon--University	Saskatchewan	Saskatoon/Regina

Strong LPC

Includes LPC stronghold seats (won in both 2011 & 2015 by >10%) OR LPC-only competitive seats (won in either 2011/2015 or lost by an average of <10%, and competitive for no other parties).

Federal Electoral District	Province	Sub-region
Vancouver Centre	British Columbia	Lower mainland
Vancouver Quadra	British Columbia	Lower mainland
Beauséjour	New Brunswick	Atlantic
Bonavista--Burin--Trinity	Newfoundland and Labrador	Atlantic
Coast Of Bays--Central--Notre Dame	Newfoundland and Labrador	Atlantic
Long Range Mountains	Newfoundland and Labrador	Atlantic
Cape Breton--Canso	Nova Scotia	Atlantic
Halifax West	Nova Scotia	Atlantic
Kings--Hants	Nova Scotia	Atlantic
Sydney--Victoria	Nova Scotia	Atlantic
Kingston And The Islands	Ontario	Ontario: North/East
Nipissing--Timiskaming	Ontario	Ontario: North/East
Ottawa South	Ontario	Ontario: North/East
Ottawa--Vanier	Ontario	Ontario: North/East
Markham--Thornhill	Ontario	Rest of GTA
Don Valley East	Ontario	Toronto
Etobicoke North	Ontario	Toronto
Toronto--St. Paul's	Ontario	Toronto
Scarborough--Agincourt	Ontario	Toronto
Scarborough--Guildwood	Ontario	Toronto
Scarborough--Rouge Park	Ontario	Toronto
Toronto Centre	Ontario	Toronto
Humber River--Black Creek	Ontario	Toronto
Cardigan	Prince Edward Island	Atlantic
Charlottetown	Prince Edward Island	Atlantic
Lac-Saint-Louis	Quebec	Montreal: Anglophone ridings
Notre-Dame-De-Grâce--Westmount	Quebec	Montreal: Anglophone ridings
Papineau	Quebec	Montreal: Anglophone ridings
Saint-Laurent	Quebec	Montreal: Anglophone ridings
Saint-Léonard--Saint-Michel	Quebec	Montreal: Anglophone ridings
Bourassa	Quebec	Montreal: Francophone ridings
Regina--Wascana	Saskatchewan	Saskatoon/Regina

LPC-CPC GTA

Includes LPC-CPC seats (competitive for both the LPC and CPC, but no other parties) in the Greater Toronto Area.

Federal Electoral District	Province	Sub-region
Ajax	Ontario	Rest of GTA
Aurora--Oak Ridges--Richmond Hill	Ontario	Rest of GTA
Brampton Centre	Ontario	Rest of GTA
Brampton North	Ontario	Rest of GTA
Brampton South	Ontario	Rest of GTA
Brampton West	Ontario	Rest of GTA
Burlington	Ontario	Rest of GTA
Durham	Ontario	Rest of GTA
King--Vaughan	Ontario	Rest of GTA
Markham--Stouffville	Ontario	Rest of GTA
Markham--Unionville	Ontario	Rest of GTA
Milton	Ontario	Rest of GTA
Mississauga Centre	Ontario	Rest of GTA
Mississauga East--Cooksville	Ontario	Rest of GTA
Mississauga--Erin Mills	Ontario	Rest of GTA
Mississauga--Lakeshore	Ontario	Rest of GTA
Mississauga--Malton	Ontario	Rest of GTA
Mississauga--Streetsville	Ontario	Rest of GTA
Newmarket--Aurora	Ontario	Rest of GTA
Oakville	Ontario	Rest of GTA
Oakville North--Burlington	Ontario	Rest of GTA
Pickering--Uxbridge	Ontario	Rest of GTA
Richmond Hill	Ontario	Rest of GTA
Vaughan--Woodbridge	Ontario	Rest of GTA
Whitby	Ontario	Rest of GTA
Don Valley North	Ontario	Toronto
Don Valley West	Ontario	Toronto
Eglinton--Lawrence	Ontario	Toronto
Etobicoke Centre	Ontario	Toronto
Etobicoke--Lakeshore	Ontario	Toronto
Scarborough Centre	Ontario	Toronto
Willowdale	Ontario	Toronto
York Centre	Ontario	Toronto

LPC-CPC Rest of Ontario

Includes LPC-CPC seats (competitive for both the LPC and CPC, but no other parties) in the rest of Ontario.

Federal Electoral District	Province	Sub-region
Barrie--Innisfil	Ontario	Ontario: North/East
Barrie--Springwater--Oro-Medonte	Ontario	Ontario: North/East
Bay Of Quinte	Ontario	Ontario: North/East
Dufferin--Caledon	Ontario	Ontario: North/East
Glengarry--Prescott--Russell	Ontario	Ontario: North/East
Hastings--Lennox And Addington	Ontario	Ontario: North/East
Kanata--Carleton	Ontario	Ontario: North/East
Leeds--Grenville--Thousand Islands And Rideau Lakes	Ontario	Ontario: North/East
Nepean	Ontario	Ontario: North/East
Northumberland--Peterborough South	Ontario	Ontario: North/East
Orléans	Ontario	Ontario: North/East
Ottawa West--Nepean	Ontario	Ontario: North/East
Parry Sound--Muskoka	Ontario	Ontario: North/East
Peterborough--Kawartha	Ontario	Ontario: North/East
Carleton	Ontario	Ontario: North/East
Sault Ste. Marie	Ontario	Ontario: North/East
Simcoe--Grey	Ontario	Ontario: North/East
Simcoe North	Ontario	Ontario: North/East
Bruce--Grey--Owen Sound	Ontario	Ontario: South/West
Cambridge	Ontario	Ontario: South/West
Chatham-Kent--Leamington	Ontario	Ontario: South/West
Flamborough--Glanbrook	Ontario	Ontario: South/West
Haldimand--Norfolk	Ontario	Ontario: South/West
Hamilton West--Ancaster--Dundas	Ontario	Ontario: South/West
Huron--Bruce	Ontario	Ontario: South/West
Kitchener Centre	Ontario	Ontario: South/West
Kitchener--Conestoga	Ontario	Ontario: South/West
Kitchener South--Hespeler	Ontario	Ontario: South/West
London North Centre	Ontario	Ontario: South/West
London West	Ontario	Ontario: South/West
Niagara Falls	Ontario	Ontario: South/West
Perth--Wellington	Ontario	Ontario: South/West

LPC-CPC Lower Mainland

Includes LPC-CPC seats (competitive for both the LPC and CPC, but no other parties) in the Lower Mainland.

Federal Electoral District	Province	Sub-region
Chilliwack--Hope	British Columbia	Lower mainland
Cloverdale--Langley City	British Columbia	Lower mainland
Delta	British Columbia	Lower mainland
Fleetwood--Port Kells	British Columbia	Lower mainland
Langley--Aldergrove	British Columbia	Lower mainland
Mission--Matsqui--Fraser Canyon	British Columbia	Lower mainland
Richmond Centre	British Columbia	Lower mainland
South Surrey--White Rock	British Columbia	Lower mainland
Steveston--Richmond East	British Columbia	Lower mainland
Vancouver Granville	British Columbia	Lower mainland
Vancouver South	British Columbia	Lower mainland

LPC-CPC Atlantic Canada

Includes LPC-CPC seats (competitive for both the LPC and CPC, but no other parties) in Atlantic Canada.

Federal Electoral District	Province	Sub-region
Fundy Royal	New Brunswick	Atlantic
Madawaska--Restigouche	New Brunswick	Atlantic
Miramichi--Grand Lake	New Brunswick	Atlantic
Moncton--Riverview--Dieppe	New Brunswick	Atlantic
New Brunswick Southwest	New Brunswick	Atlantic
Saint John--Rothesay	New Brunswick	Atlantic
Tobique--Mactaquac	New Brunswick	Atlantic
Avalon	Newfoundland and Labrador	Atlantic
Labrador	Newfoundland and Labrador	Atlantic
Central Nova	Nova Scotia	Atlantic
Cumberland--Colchester	Nova Scotia	Atlantic
South Shore--St. Margarets	Nova Scotia	Atlantic
West Nova	Nova Scotia	Atlantic
Egmont	Prince Edward Island	Atlantic

Other LPC-CPC

Includes all other LPC-CPC seats (competitive for both the LPC and CPC, but no other parties). Three of these are in Quebec, five in rural BC, and eleven in the prairies/Alberta.

Federal Electoral District	Province	Sub-region
Calgary Centre	Alberta	Edmonton/Calgary
Calgary Confederation	Alberta	Edmonton/Calgary
Calgary Skyview	Alberta	Edmonton/Calgary
Edmonton Centre	Alberta	Edmonton/Calgary
Edmonton Mill Woods	Alberta	Edmonton/Calgary
Cariboo--Prince George	British Columbia	Rest of BC
Central Okanagan--Similkameen--Nicola	British Columbia	Rest of BC
Kelowna--Lake Country	British Columbia	Rest of BC
North Okanagan--Shuswap	British Columbia	Rest of BC
Charleswood--St. James--Assiniboia--Headingley	Manitoba	Winnipeg
Kildonan--St. Paul	Manitoba	Winnipeg
Saint Boniface--Saint Vital	Manitoba	Winnipeg
Winnipeg South	Manitoba	Winnipeg
Winnipeg South Centre	Manitoba	Winnipeg
Nunavut	Nunavut	Territories
Mount Royal	Quebec	Montreal: Anglophone ridings
Beauport--Côte-De-Beaupré--Île D'orléans--Charlevoix	Quebec	Quebec City Area
Mégantic--L'érable	Quebec	Quebec City Area
Yukon	Yukon	Territories

LPC-NDP Quebec

Includes LPC-NDP seats (competitive for both the LPC and CPC, but no other parties) in Quebec.

Federal Electoral District	Province	Sub-region
Ahuntsic-Cartierville	Quebec	Montreal: Anglophone ridings
Dorval--Lachine--Lasalle	Quebec	Montreal: Anglophone ridings
Laval--Les Îles	Quebec	Montreal: Anglophone ridings
Pierrefonds--Dollard	Quebec	Montreal: Anglophone ridings
Ville-Marie--Le Sud-Ouest--Île-Des-Soeurs	Quebec	Montreal: Anglophone ridings
Alfred-Pellan	Quebec	Montreal: Francophone ridings
Thérèse-De Blainville	Quebec	Montreal: Francophone ridings
Brossard--Saint-Lambert	Quebec	Montreal: Francophone ridings
Honoré-Mercier	Quebec	Montreal: Francophone ridings
Hull--Aylmer	Quebec	Montreal: Francophone ridings
La Prairie	Quebec	Montreal: Francophone ridings
Lasalle--Émard--Verdun	Quebec	Montreal: Francophone ridings
Longueuil--Charles-Lemoyne	Quebec	Montreal: Francophone ridings
Rivière-Des-Mille-Îles	Quebec	Montreal: Francophone ridings
Marc-Aurèle-Fortin	Quebec	Montreal: Francophone ridings
Vaudreuil--Soulanges	Quebec	Montreal: Francophone ridings
Vimy	Quebec	Montreal: Francophone ridings
Louis-Hébert	Quebec	Quebec City Area
Argenteuil--La Petite-Nation	Quebec	Rest of Quebec
Brome--Missisquoi	Quebec	Rest of Quebec
Châteauguay--Lacolle	Quebec	Rest of Quebec
Compton--Stanstead	Quebec	Rest of Quebec
Gatineau	Quebec	Rest of Quebec
Pontiac	Quebec	Rest of Quebec
Saint-Jean	Quebec	Rest of Quebec
Saint-Maurice--Champlain	Quebec	Rest of Quebec
Shefford	Quebec	Rest of Quebec

LPC-NDP Rest of Canada

Includes LPC-NDP seats (competitive for both the LPC and CPC, but no other parties) in the rest of Canada.

Federal Electoral District	Province	Sub-region
Surrey Centre	British Columbia	Lower mainland
Surrey--Newton	British Columbia	Lower mainland
Winnipeg Centre	Manitoba	Winnipeg
Winnipeg North	Manitoba	Winnipeg
Acadie--Bathurst	New Brunswick	Atlantic
St. John's East	Newfoundland and Labrador	Atlantic
St. John's South--Mount Pearl	Newfoundland and Labrador	Atlantic
Northwest Territories	Northwest Territories	Territories
Dartmouth--Cole Harbour	Nova Scotia	Atlantic
Halifax	Nova Scotia	Atlantic
Sackville--Preston--Chezzetcook	Nova Scotia	Atlantic
Nickel Belt	Ontario	Ontario: North/East
Ottawa Centre	Ontario	Ontario: North/East
Sudbury	Ontario	Ontario: North/East
Thunder Bay--Rainy River	Ontario	Ontario: North/East
Hamilton East--Stoney Creek	Ontario	Ontario: South/West
Brampton East	Ontario	Rest of GTA
Beaches--East York	Ontario	Toronto
Davenport	Ontario	Toronto
Parkdale--High Park	Ontario	Toronto
Scarborough North	Ontario	Toronto
Scarborough Southwest	Ontario	Toronto
Spadina--Fort York	Ontario	Toronto
Toronto--Danforth	Ontario	Toronto
University--Rosedale	Ontario	Toronto
York South--Weston	Ontario	Toronto

NDP Strong/Swing Quebec

Includes NDP stronghold seats (won in both 2011 & 2015 by >10%) or swing seats (competitive for the NDP, but potentially also other parties as well: won in either 2011/2015 or lost by an average of <10% across both elections) in Quebec. Excludes NDP-LPC races, which make up their own group.

Federal Electoral District	Province	Sub-region
Outremont	Quebec	Montreal: Anglophone ridings
Laurier--Sainte-Marie	Quebec	Montreal: Francophone ridings
Longueuil--Saint-Hubert	Quebec	Montreal: Francophone ridings
Rosemont--La Petite-Patrie	Quebec	Montreal: Francophone ridings
Abitibi--Baie-James--Nunavik--Eeyou	Quebec	Rest of Quebec
Abitibi--Témiscamingue	Quebec	Rest of Quebec
Berthier--Maskinongé	Quebec	Rest of Quebec
Rimouski-Neigette--Témiscouata--Les Basques	Quebec	Rest of Quebec
Drummond	Quebec	Rest of Quebec
Jonquière	Quebec	Rest of Quebec
Lac-Saint-Jean	Quebec	Rest of Quebec
Saint-Hyacinthe--Bagot	Quebec	Rest of Quebec
Sherbrooke	Quebec	Rest of Quebec
Trois-Rivières	Quebec	Rest of Quebec

NDP Strong/Swing Rest of Canada

Includes NDP stronghold seats (won in both 2011 & 2015 by >10%) or swing seats (competitive for the NDP, but potentially also other parties as well: won in either 2011/2015 or lost by an average of <10% across both elections) outside of Quebec. Excludes NDP-LPC races, which make up their own group. Burnaby South was added to this category manually based on the by-election result (based on the 2015 result it would be classified as a 3-way race).

Federal Electoral District	Province	Sub-region
Edmonton Strathcona	Alberta	Edmonton/Calgary
Burnaby South	British Columbia	Lower mainland
New Westminster--Burnaby	British Columbia	Lower mainland
Vancouver Kingsway	British Columbia	Lower mainland
Kootenay--Columbia	British Columbia	Rest of BC
Skeena--Bulkley Valley	British Columbia	Rest of BC
Churchill--Keewatinook Aski	Manitoba	Rest of prairies
Algoma--Manitoulin--Kapuskasing	Ontario	Ontario: North/East
Timmins--James Bay	Ontario	Ontario: North/East
Essex	Ontario	Ontario: South/West
Hamilton Centre	Ontario	Ontario: South/West
Hamilton Mountain	Ontario	Ontario: South/West
London--Fanshawe	Ontario	Ontario: South/West
Windsor--Tecumseh	Ontario	Ontario: South/West
Windsor West	Ontario	Ontario: South/West
Saskatoon West	Saskatchewan	Saskatoon/Regina

BQ Competitive

Includes any seat marked as BQ competitive (won in either 2011/2015 or lost by an average of <10% across both elections) unless the seat is another party's stronghold (won by a party in 2011 & 2015 by >10%) or a Green Target.

Federal Electoral District	Province	Sub-region
Hochelaga	Quebec	Montreal: Francophone ridings
La Pointe-De-L'île	Quebec	Montreal: Francophone ridings
Mirabel	Quebec	Montreal: Francophone ridings
Montarville	Quebec	Montreal: Francophone ridings
Repentigny	Quebec	Montreal: Francophone ridings
Terrebonne	Quebec	Montreal: Francophone ridings
Richmond--Arthabaska	Quebec	Quebec City Area
Avignon--La Mitis--Matane--Matapédia	Quebec	Rest of Quebec
Bécancour--Nicolet--Saurel	Quebec	Rest of Quebec
Beloeil--Chambly	Quebec	Rest of Quebec
Chicoutimi--Le Fjord	Quebec	Rest of Quebec
Gaspésie--Les Îles-De-La-Madeleine	Quebec	Rest of Quebec
Joliette	Quebec	Rest of Quebec
Laurentides--Labelle	Quebec	Rest of Quebec
Manicouagan	Quebec	Rest of Quebec
Montcalm	Quebec	Rest of Quebec
Rivière-Du-Nord	Quebec	Rest of Quebec
Salaberry--Suroît	Quebec	Rest of Quebec

Green Target

Any seat where the greens got $\geq 8\%$ in 2015. Note that 7/15 of these seats are Vancouver Island.

Federal Electoral District	Province	Sub-region
North Vancouver	British Columbia	Lower mainland
Vancouver East	British Columbia	Lower mainland
West Vancouver--Sunshine Coast--Sea To Sky Country	British Columbia	Lower mainland
Courtenay--Alberni	British Columbia	Vancouver Island
Cowichan--Malahat--Langford	British Columbia	Vancouver Island
Nanaimo--Ladysmith	British Columbia	Vancouver Island
Esquimalt--Saanich--Sooke	British Columbia	Vancouver Island
Saanich--Gulf Islands	British Columbia	Vancouver Island
North Island--Powell River	British Columbia	Vancouver Island
Victoria	British Columbia	Vancouver Island
Fredericton	New Brunswick	Atlantic
Thunder Bay--Superior North	Ontario	Ontario: North/East
Guelph	Ontario	Ontario: South/West
Malpeque	Prince Edward Island	Atlantic
Pierre-Boucher--Les Patriotes--Verchères	Quebec	Montreal: Francophone ridings

2015 3-way Races

Includes any seat where the CPC, NDP, and LPC were all within 10 points in 2015, so long as it is not also a green target or BQ competitive seat.

Federal Electoral District	Province	Sub-region
Burnaby North--Seymour	British Columbia	Lower mainland
Coquitlam--Port Coquitlam	British Columbia	Lower mainland
Pitt Meadows--Maple Ridge	British Columbia	Lower mainland
Port Moody--Coquitlam	British Columbia	Lower mainland
Kamloops--Thompson--Cariboo	British Columbia	Rest of BC
South Okanagan--West Kootenay	British Columbia	Rest of BC
Elmwood--Transcona	Manitoba	Winnipeg
Kenora	Ontario	Ontario: North/East
Niagara Centre	Ontario	Ontario: South/West
Beauport--Limoilou	Quebec	Quebec City Area
Montmagny--L'islet--Kamouraska--Rivière-Du-Loup	Quebec	Quebec City Area
Québec	Quebec	Quebec City Area
Desnethé--Missinippi--Churchill River	Saskatchewan	Rest of prairies
Regina--Lewvan	Saskatchewan	Saskatoon/Regina



Building Understanding.

Personalized research to connect you and your audiences.

For more information, please contact:

Greg Lyle

President

416-642-6429

glyle@innovativeresearch.ca

Innovative Research Group Inc.

56 The Esplanade, Suite 310

Toronto ON | M5E 1A7

www.innovativeresearch.ca