

# 2019 Election: Seat Clusters

## October Survey Results



October 2019

# Overview

In Canada, we count seats, not votes. Just like in American Presidential elections, you can win the popular vote and lose the election. In fact, that happened to Justin Trudeau's father in 1979.

The general way analysts address that is to look at seats by region. However, seats in the same region can move differently. This release tries to get closer to reality in the seat-by-seat contest. Our analysis combines two projects:

- An analysis of federal election districts (which we call "seats") that groups them into 14 clusters based on which parties are most competitive in those seats. Given the shifting dynamics of Canada's party system, we have relied on only the results of the past two elections. However, to assess where the parties stand in these 14 seat clusters, we need a lot of data.
- A merge of the most recent three national surveys that include federal votes, creating an unweighted total of 5,229 respondents and a weighted total of 4,500.

In each of our surveys, we collect postal codes. That allows us to create a riding variable for almost all our respondents and to group their responses by riding.

The deck to follow shows the output from the analysis.

# Online Sample Methodology: October 2019




- This report combines the results of two online surveys conducted in October 2019.
- In total, the dataset contains a representative sample of  $n=4,500$  Canadians, 18 years or older. Online samples for the Tracking survey of the surveys were provided by Lucid, while the Ad Testing survey sample was provided by Dynata, both leading providers of online samples. The dates and sample sizes for each survey were:
  - *Tracking Survey:* Conducted from October 15<sup>th</sup> to October 17<sup>th</sup>, 2019 with an unweighted sample size of 3,094 (weighted to 3,000)
  - *Ad-Testing Survey Wave 4:* Conducted from October 15<sup>th</sup> to October 17<sup>th</sup>, 2019 with an unweighted sample size of 1,964 (weighted to 1,500)
- The combined sample is weighted to  $n=4,500$  by age, gender and provincial sub-regions using the latest Statistics Canada Census data. Results are weighted to ensure that the overall sample's composition reflects that of the actual population to provide results that are intended to approximate a probability sample.
- Respondents were grouped together into their federal electoral districts based on their postal code. A weighted total of 541 respondents could not be grouped into a federal electoral district because they did not provide a postal code or their postal code matched multiple districts.
- INNOVATIVE provides each panellist with a unique URL via an email invitation so that only invited panel members are able to complete the survey, and panel members can only complete a particular survey once. Sub-regional quotas are set within regions to ensure there is a representative sample of respondents from across the entire region.
- This is a representative sample. However, since the online survey was not a random probability-based sample, a margin of error cannot be calculated. Statements about margins of sampling error or population estimates do not apply to most online panels.

# Online Sample Methodology: Regional Breakdown

Tracking Wave 2	Unweighted (n)	Unweighted (%)	Weighted (n)	Weighted (%)
BC	490	15.8%	408	13.6%
Alberta	405	13.1%	340	11.3%
Prairies	231	7.5%	200	6.7%
Ontario	1,029	33.3%	1,146	38.2%
Quebec	699	22.6%	701	23.4%
Atlantic	240	7.8%	204	6.8%
Ad-Testing Wave 4	Unweighted (n)	Unweighted (%)	Weighted (n)	Weighted (%)
BC	278	14.2%	204	13.6%
Alberta	209	10.6%	170	11.4%
Prairies	108	5.5%	100	6.7%
Ontario	662	33.7%	574	38.3%
Quebec	566	28.8%	350	23.4%
Atlantic	141	7.2%	102	6.8%

# Topline Federal Vote

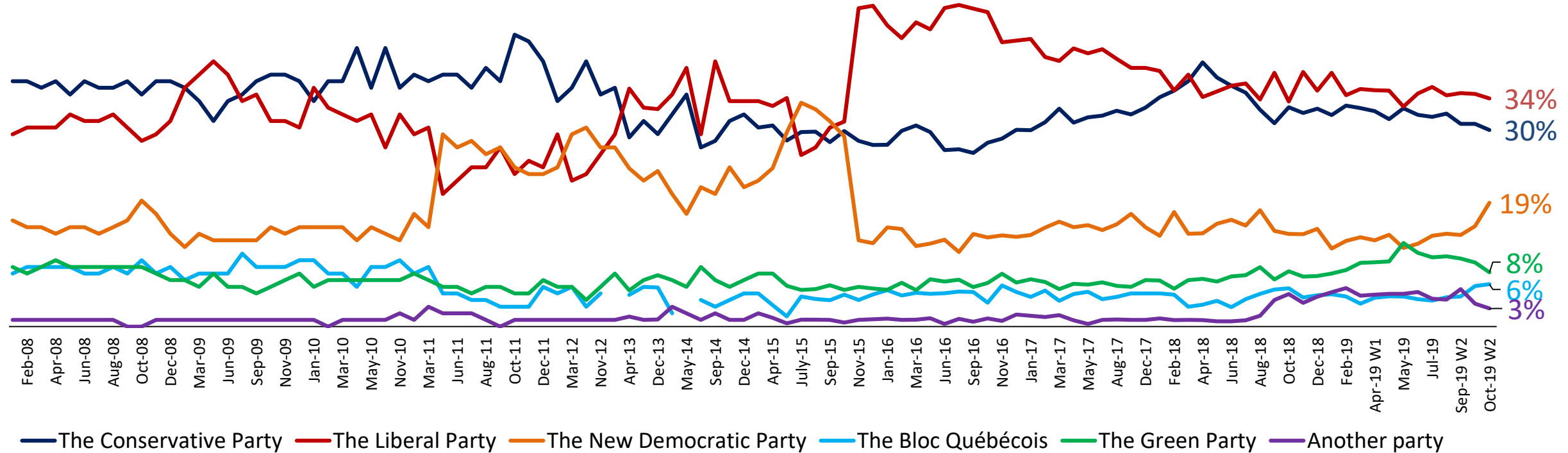


# Decided Federal Vote – Tracking Study: The Liberals are steady since early September, maintain a four point lead over the Conservatives



If a federal election were held today, which party would you vote for? In that case, which party do you lean toward slightly? [DECIDED VOTE]

[showing only decided voters; n=2,663]



**Note:** People's Party of Canada has been added since September 2018, included in 'Another party'.

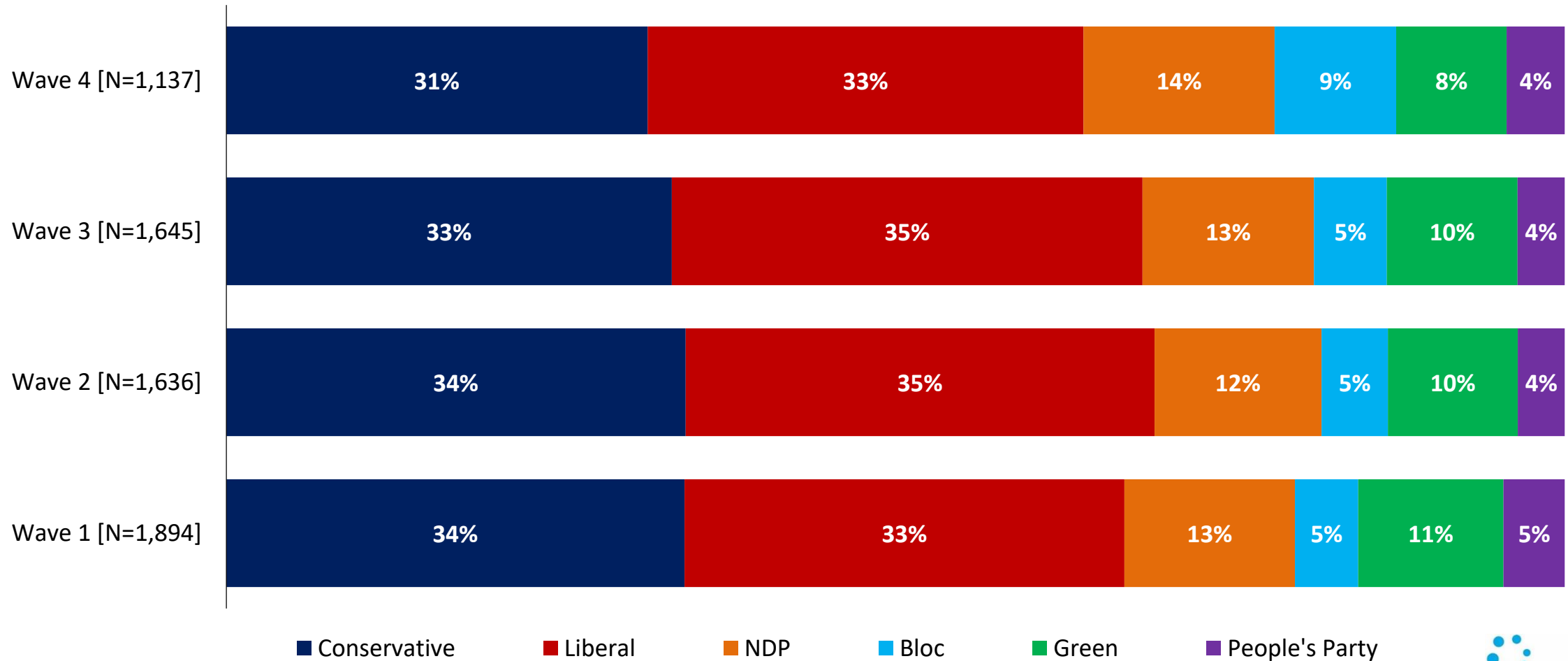
# Decided Vote – Ad Testing: The Bloc Quebecois are up substantially since Wave 3

7

Q

If the federal election were held today, how likely would you be to vote for each of the following federal political parties? Please answer on a scale from 0 to 10 where 0 means you definitely will not vote for that party and 10 means you definitely will vote for that party.

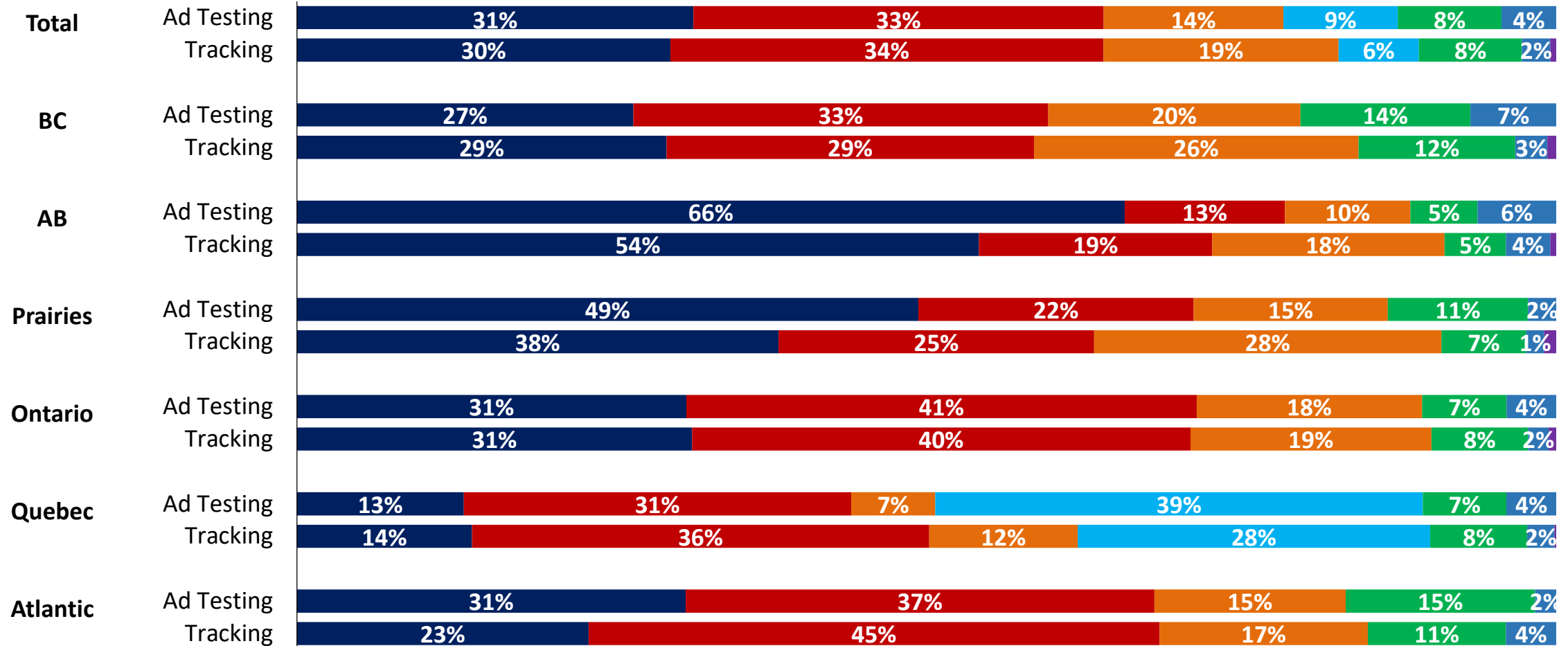
[Vote choice defined as the party a respondent ranks the highest. Ties are treated as undecided voters. Voters who are undecided or select don't know for every party are not shown]



# Decided Vote by Region: Different online panels disagree on how strong the Bloc is in Quebec




## Decided Vote by Region



■ Conservative ■ Liberal ■ NDP ■ Bloc ■ Green ■ People's Party ■ Other



# Federal Vote: Seat Clusters



# The Seat Clusters

In Canadian elections, we count *seats* not *votes*.

For this analysis, we have grouped seats together into **clusters** where ridings are similar to one another according to which parties have historically been successful there in addition to the region where the seat is located.

These seat clusters can help us better understand changes in support for parties in ridings which have typically had similar voting behaviour. Each of these clusters is listed along with the pooled sample size of respondents from each cluster.

The core analysis that drives the groups is based on classifying ridings as:

- **Stronghold:** A seat won by a party in *both* 2011 and 2015 by >10%
- **Competitive:** A seat won in either 2011 or 2015 by the party OR lost by an average of less than 10% across *both* elections (a seat can be competitive for multiple parties)
- **Two-way races** (e.g. LPC-CPC): Seats that are competitive for both listed parties, but for *no other* parties.

See the Appendix for detailed definitions of each cluster and which ridings they contain.

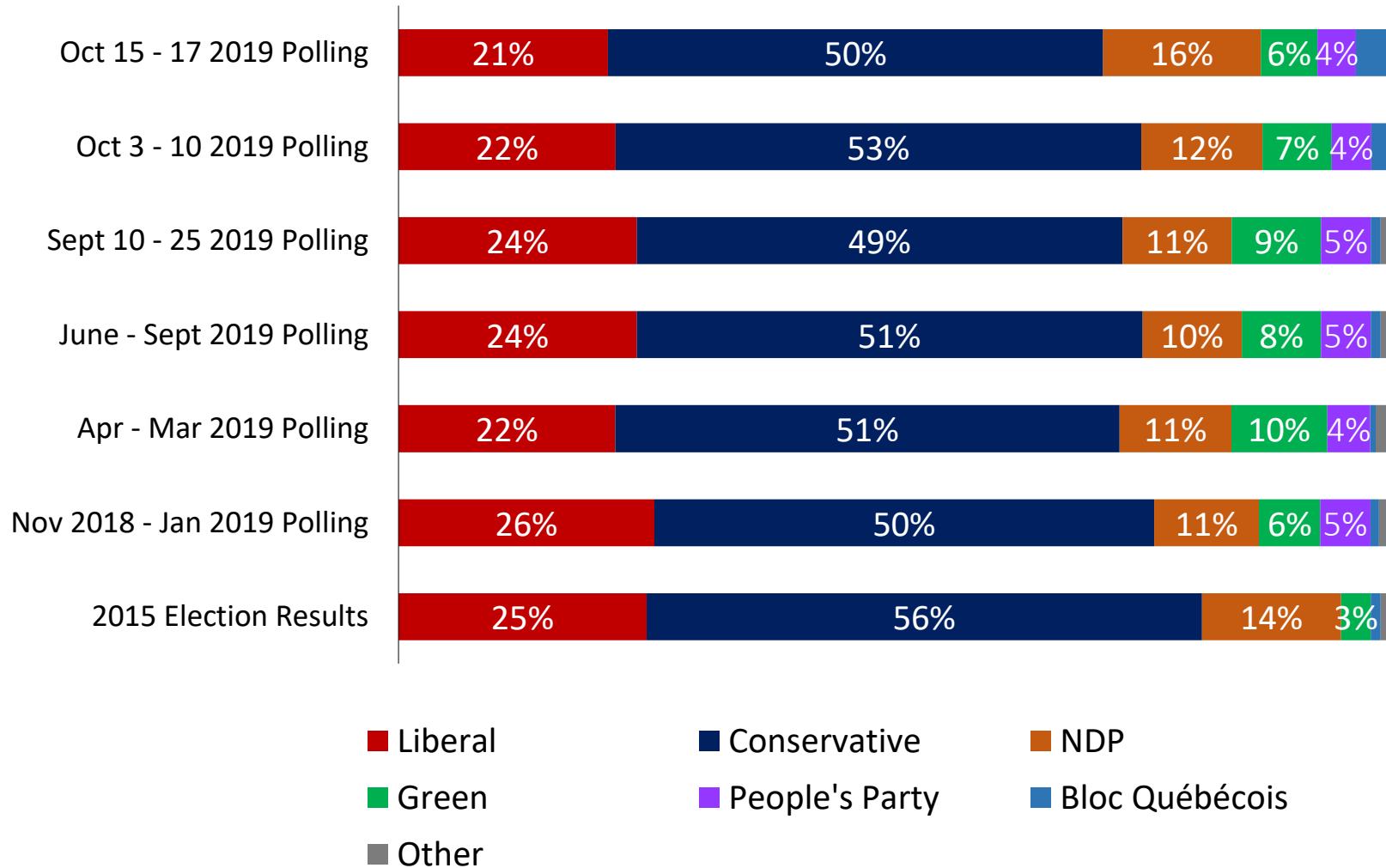
<i>Seat Clusters</i>	<b>Seats</b>	<b>Weighted Sample Size</b>
<i>Strong CPC</i>	65	763
<i>Strong LPC</i>	32	340
<i>LPC-CPC GTA</i>	33	428
<i>LPC-CPC Rest of Ontario</i>	34	400
<i>LPC-CPC Lower mainland</i>	11	125
<i>LPC-CPC Atlantic</i>	14	105
<i>Other LPC-CPC</i>	19	209
<i>LPC-NDP Quebec</i>	27	364
<i>LPC-NDP RoC</i>	26	307
<i>NDP Strong/Swing QC</i>	14	176
<i>NDP Strong/Swing RoC</i>	16	193
<i>BQ Competitive</i>	18	188
<i>Green target</i>	15	179
<i>2015 3-Way</i>	14	179

# Strong CPC: Conservatives continue to hold on to most of their 2015 support in their safest seats

11

Q

Decided Vote

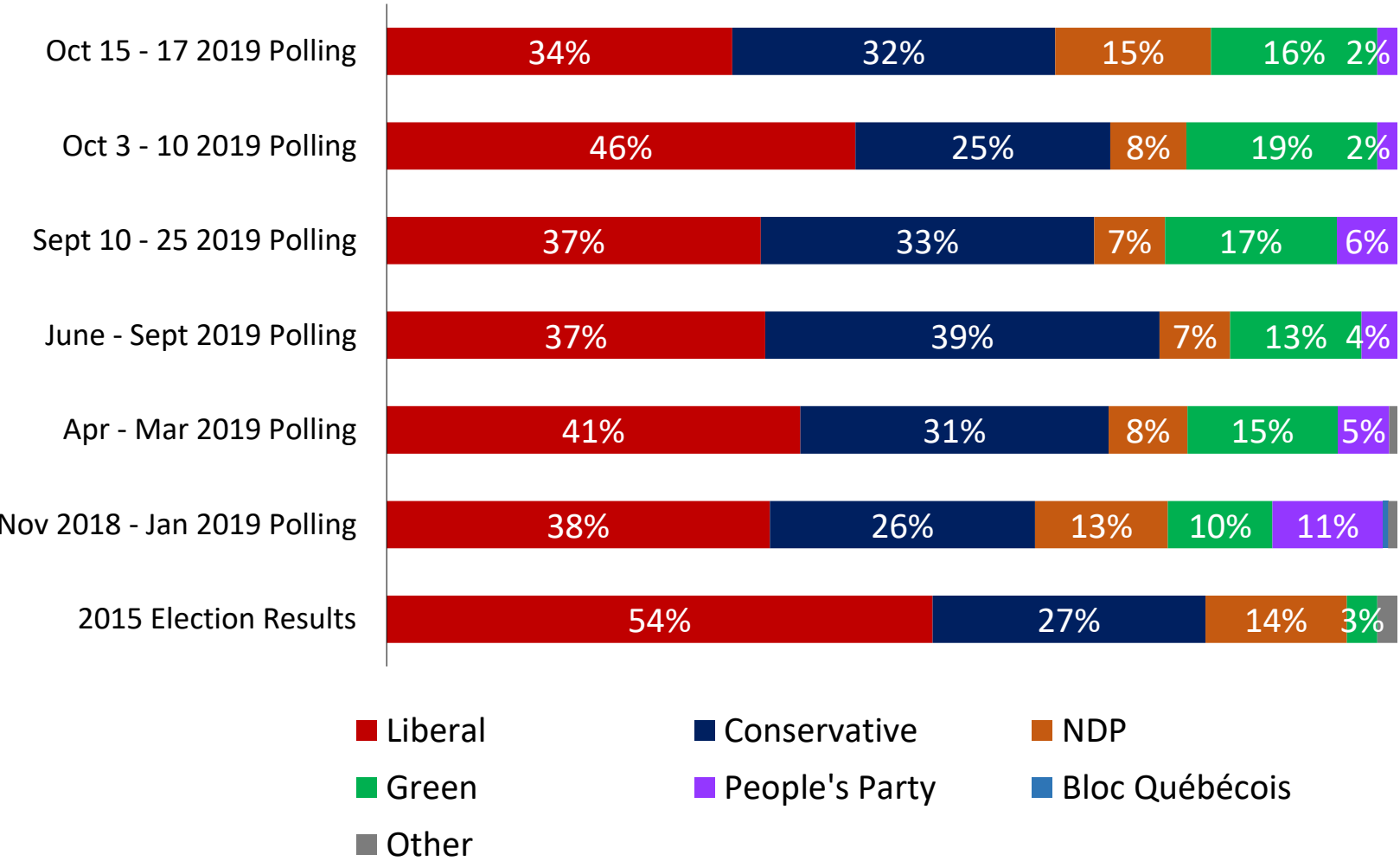


The strongest Conservative seats across the last two elections. These seats are unlikely to flip in the 2019 campaign.

Party	Seats Won 2015	Seats Won 2011*
Liberal	0	0
CPC	65	62
NDP	0	3

# LPC-CPC Atlantic: Uptick for Liberals in early October has levelled out; now only 2 points ahead of Conservatives as NDP support grows

Q Decided Vote



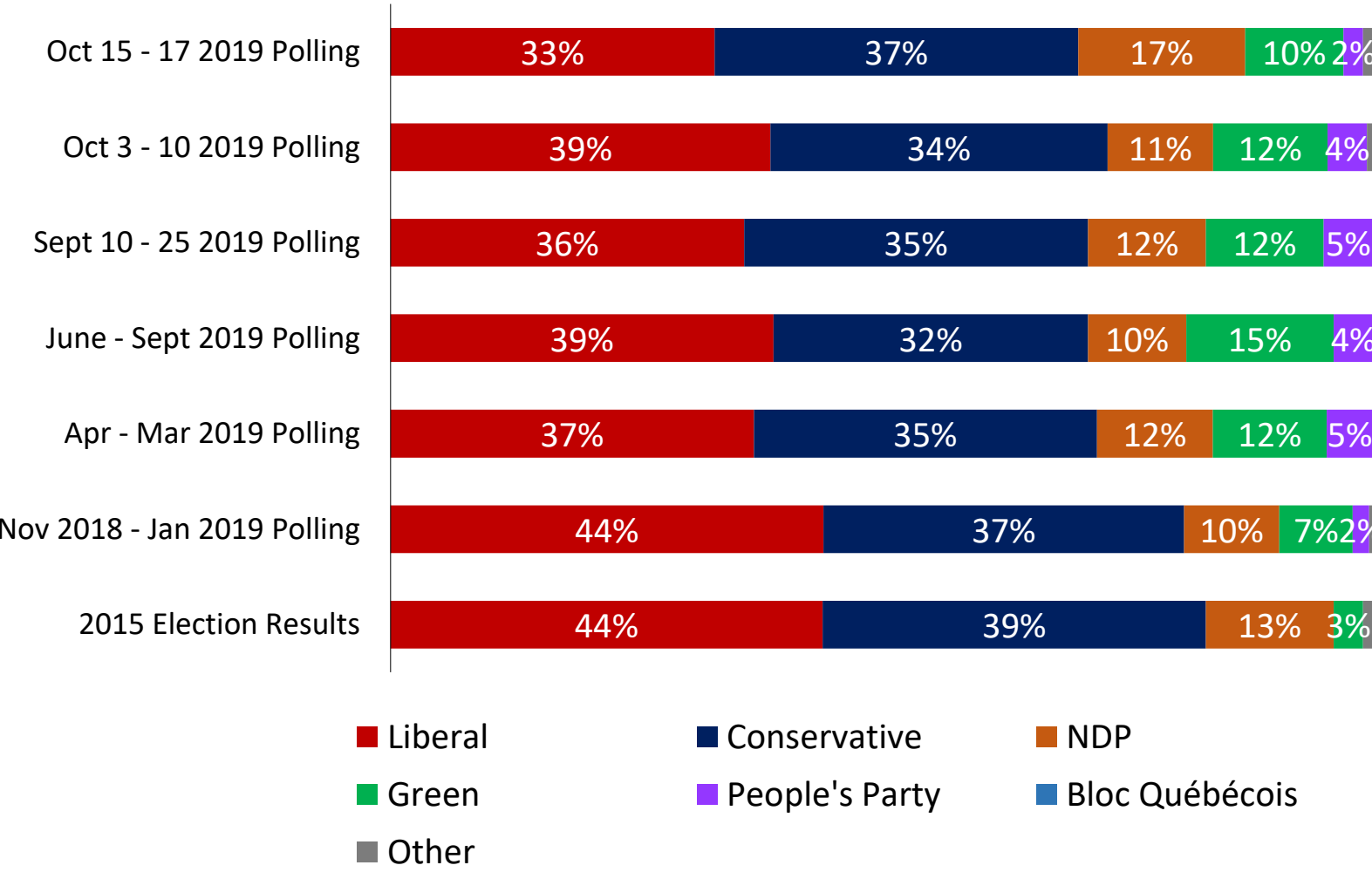
Seats historically competitive for both Liberals and Conservatives in Atlantic Canada.

Party	Seats Won 2015	Seats Won 2011*
Liberal	14	0
CPC	0	14
NDP	0	0

\*2011 results were transposed from previous riding boundaries to the 338 current federal electoral districts

# LPC-CPC Rest of Ontario: Conservatives pull ahead of Liberals with a 4-<sup>13</sup> point advantage; NDP grows support by 6 points since early October

Q Decided Vote



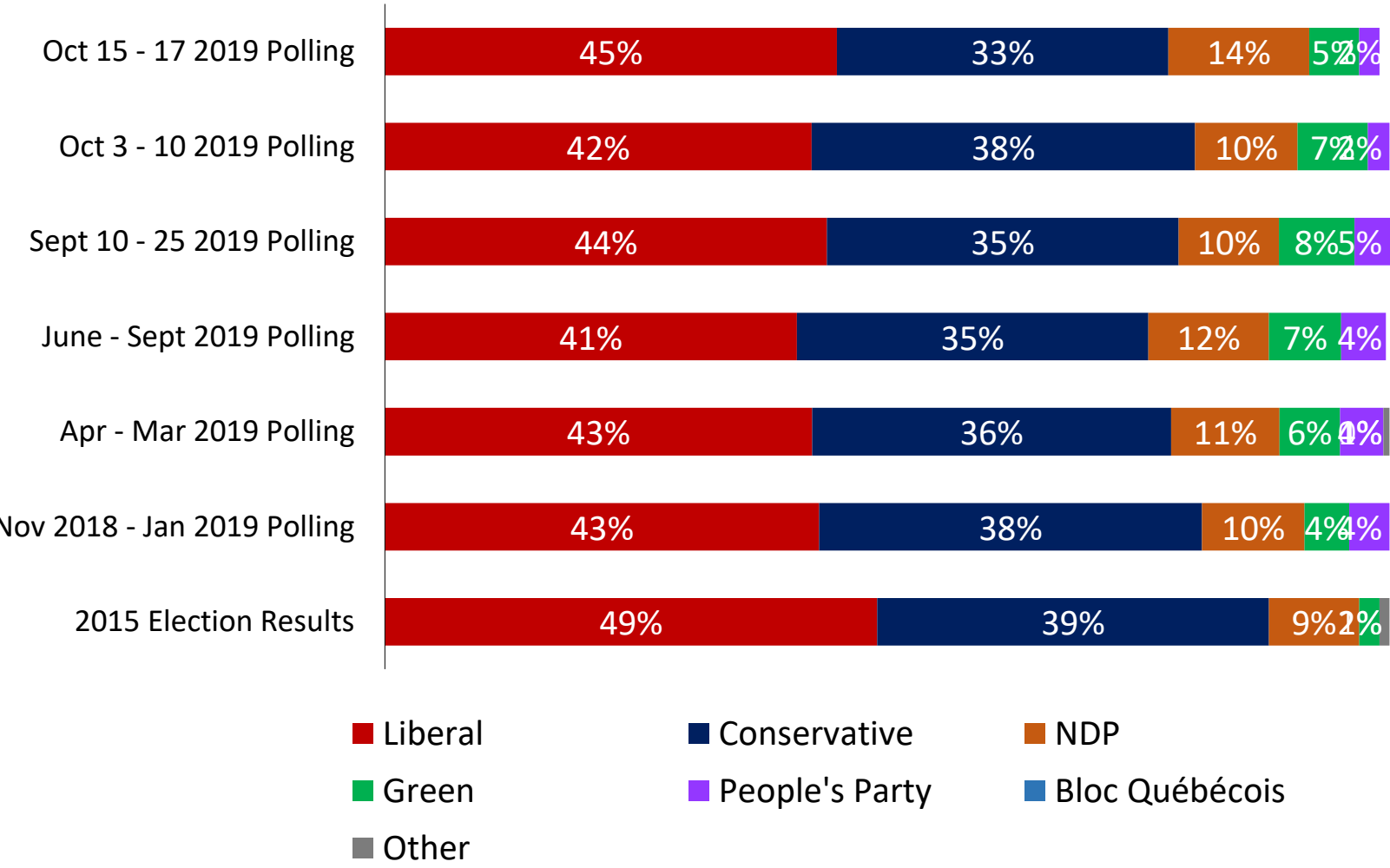
Races that have been historically close between the Liberals and Conservatives in Ontario outside of the GTA.

Party	Seats Won 2015	Seats Won 2011*
Liberal	18	0
CPC	16	34
NDP	0	0

\*2011 results were transposed from previous riding boundaries to the 338 current federal electoral districts

# LPC-CPC Toronto & GTA: The Liberals regain advantage over Conservatives with 12-point lead

Q Decided Vote



Races that have been historically close between the Liberals and Conservatives in Toronto and the GTA.

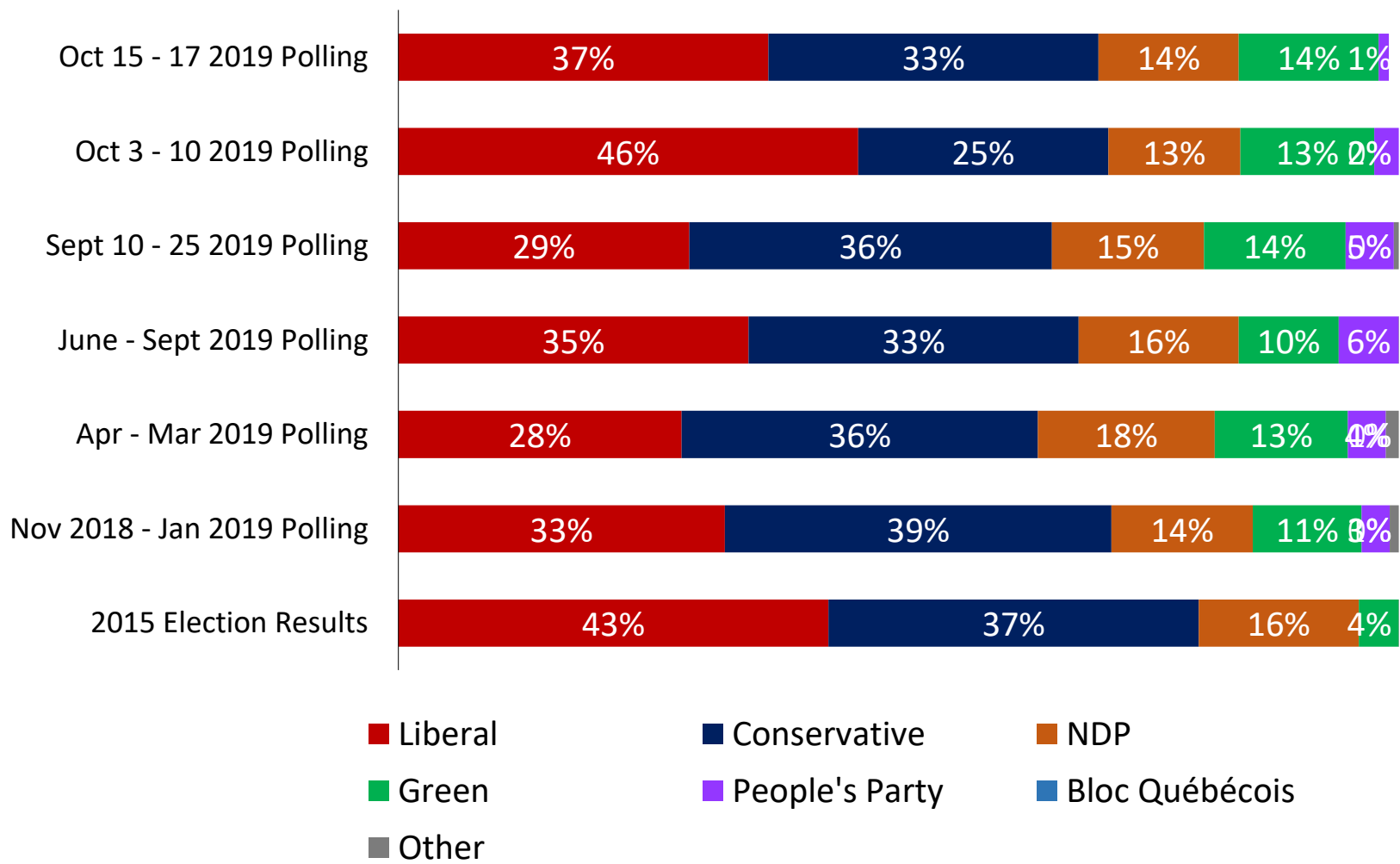
Party	Seats Won 2015	Seats Won 2011*
Liberal	30	0
CPC	3	33
NDP	0	0

\*2011 results were transposed from previous riding boundaries to the 338 current federal electoral districts

# LPC-CPC Lower Mainland: Liberals drop 9 points since last poll while Conservatives gain 8; Liberal lead narrows to only 4 points



Decided Vote



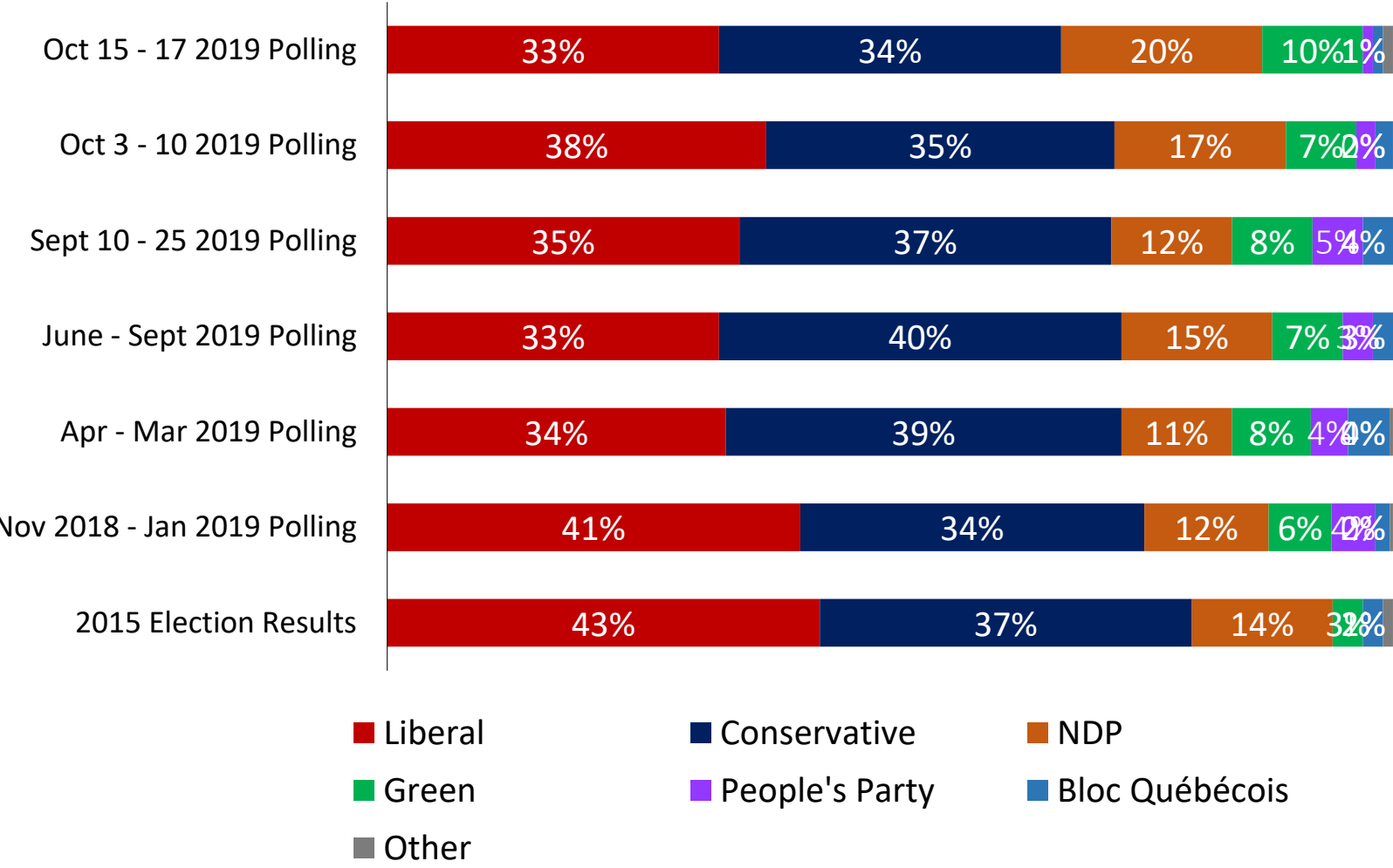
Seats historically competitive for both Liberals and Conservatives in BC's Lower Mainland.

Party	Seats Won 2015	Seats Won 2011*
Liberal	7	0
CPC	4	11
NDP	0	0

\*2011 results were transposed from previous riding boundaries to the 338 current federal electoral districts

# Other LPC-CPC: Liberals drop 5 points since last poll, now neck-in-neck with Conservatives going into election

Q Decided Vote



Liberal vs. Tory races in the rest of the country. Three of these are in Quebec, five in BC's Interior or North, and eleven in the Prairies or Alberta

Party	Seats Won 2015	Seats Won 2011*
Liberal	13	1
CPC	6	17
NDP	0	1

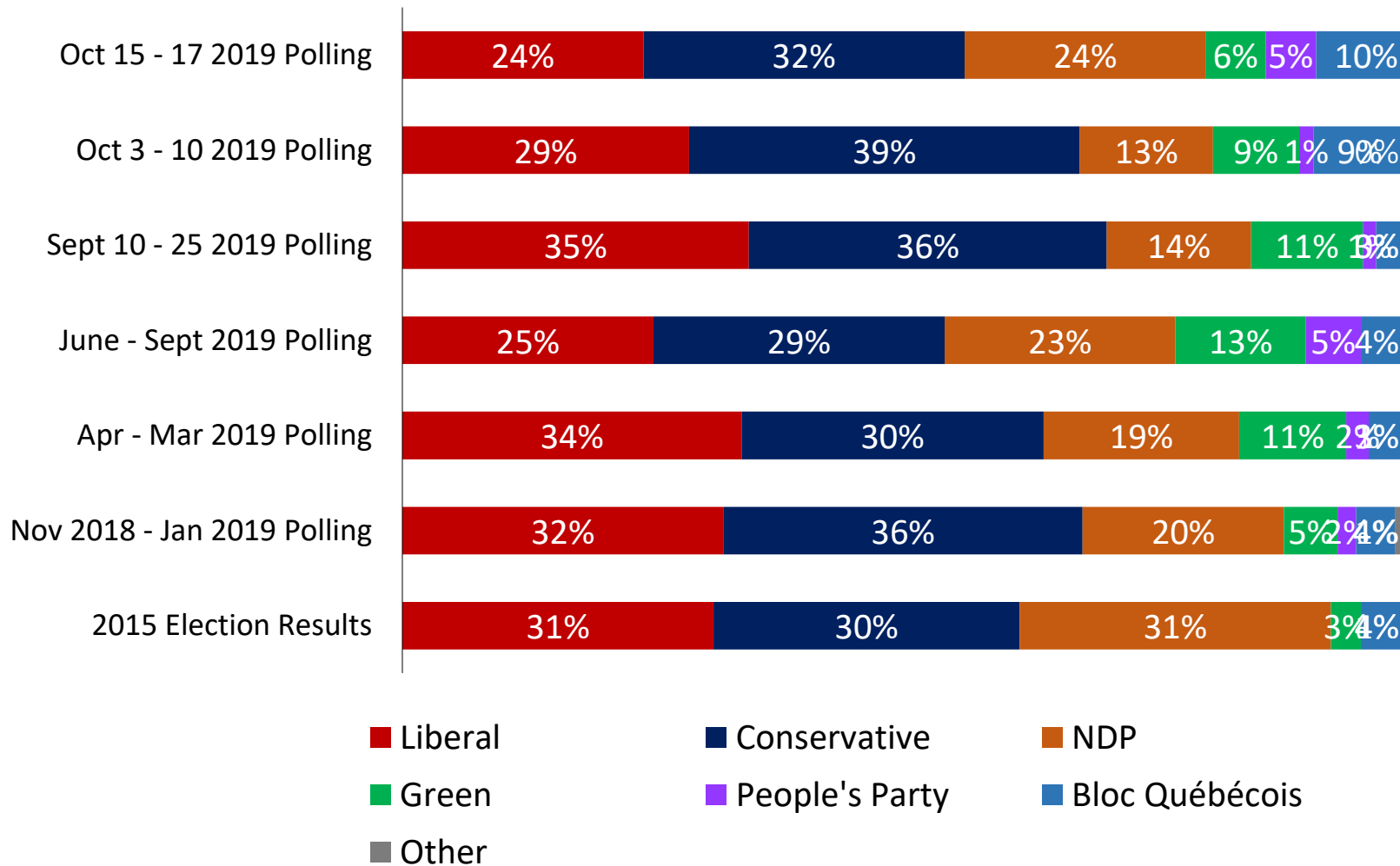
\*2011 results were transposed from previous riding boundaries to the 338 current federal electoral districts



# 2015 3-Way: NDP and Liberals tied at 24% support while Conservatives remain ahead with 8-point lead

Q

Decided Vote



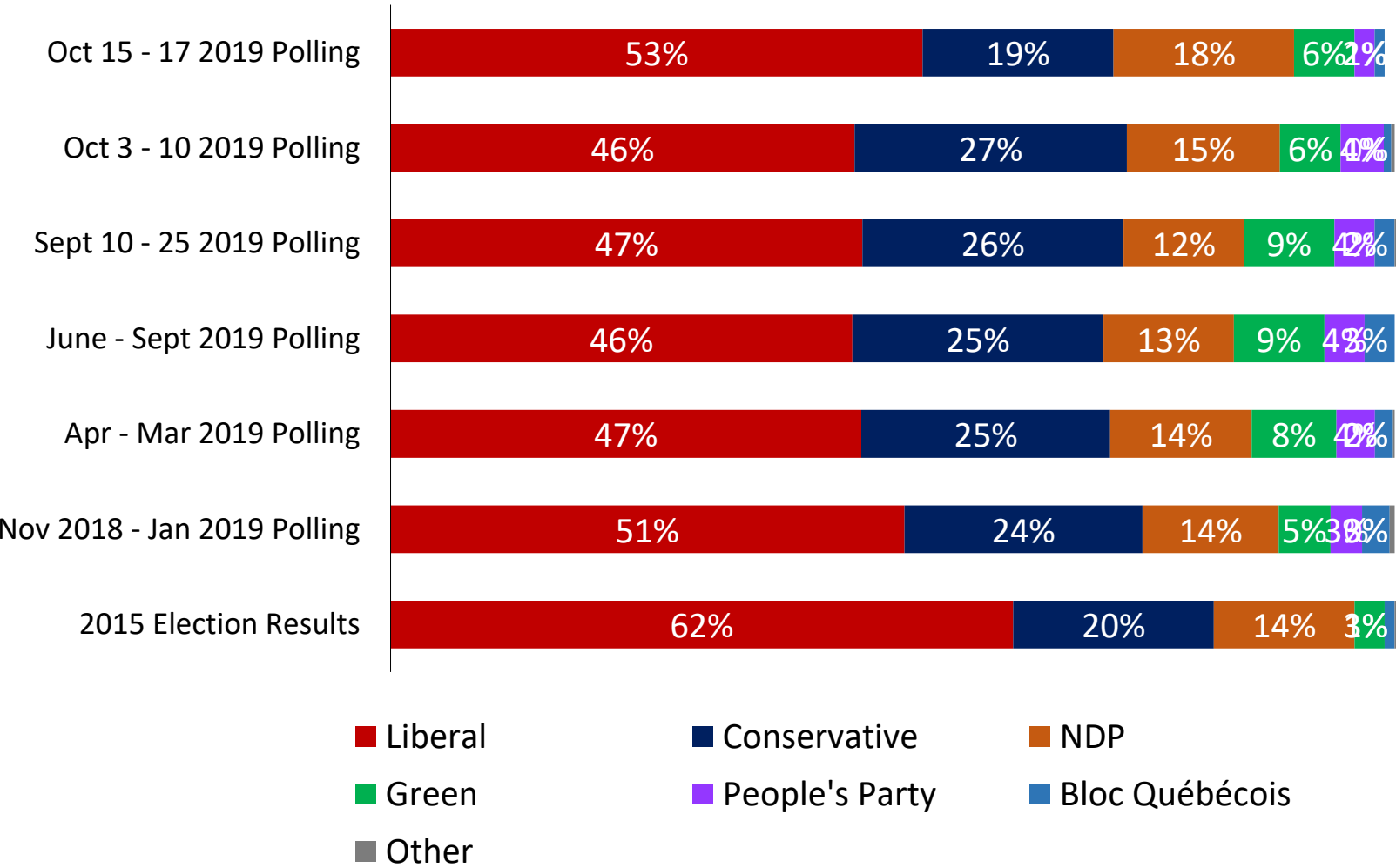
Seats that were 3-way races in the 2015 election campaign.

Party	Seats Won 2015	Seats Won 2011*
Liberal	6	0
CPC	3	9
NDP	5	5

# Strong LPC: The Liberals continue to lead in these seats as gap widens with Conservatives to a 34-point advantage for Liberals



Decided Vote



The strongest LPC seats that they held onto even in the tough 2011 campaign. These seats are their core base.

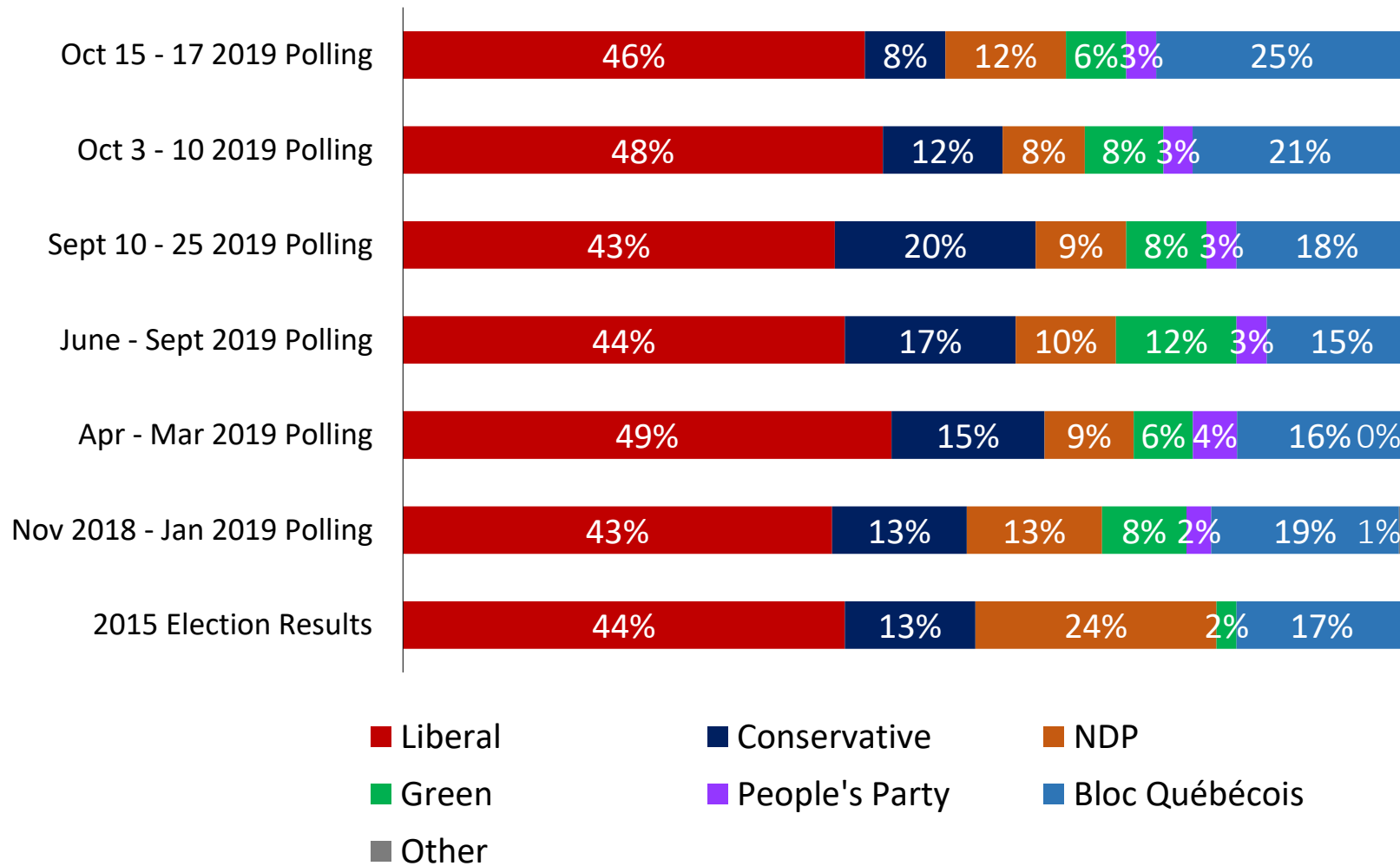
Party	Seats Won 2015	Seats Won 2011*
Liberal	32	32
CPC	0	0
NDP	0	0

\*2011 results were transposed from previous riding boundaries to the 338 current federal electoral districts

# LPC-NDP Quebec: NDP is down 12 points since 2015 in these seats, leaving Liberals with a strong lead even as support for the Bloc grows

Q

Decided Vote



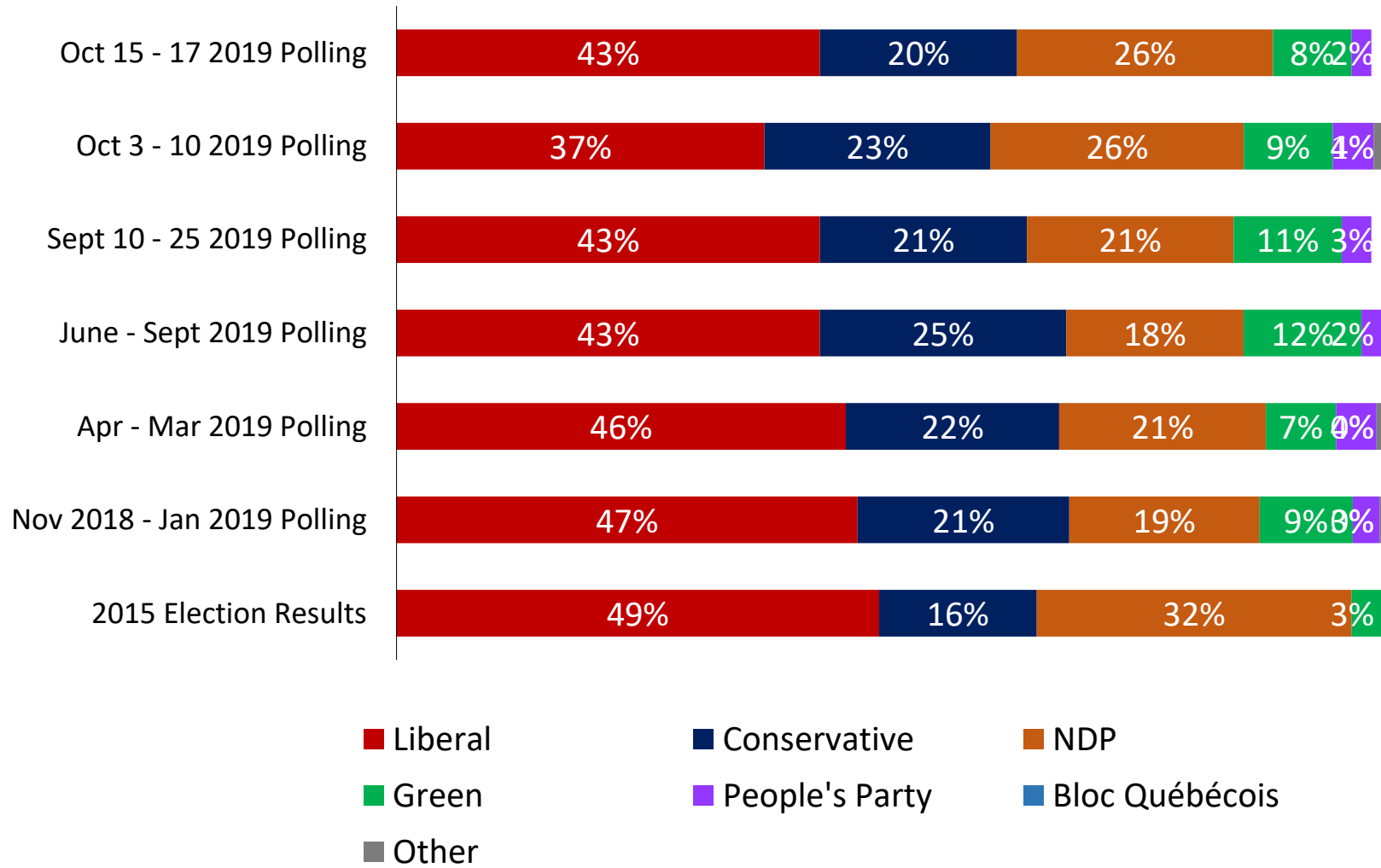
Seats historically competitive between the Liberals and NDP in Quebec.

Party	Seats Won 2015	Seats Won 2011*
Liberal	26	0
CPC	0	0
NDP	0	26

# LPC-NDP Rest of Canada: Liberals maintain solid lead over both Conservatives and NDP, widening gap with NDP to 17 points



Decided Vote



Seats historically competitive between the NDP and Liberals outside of Quebec.

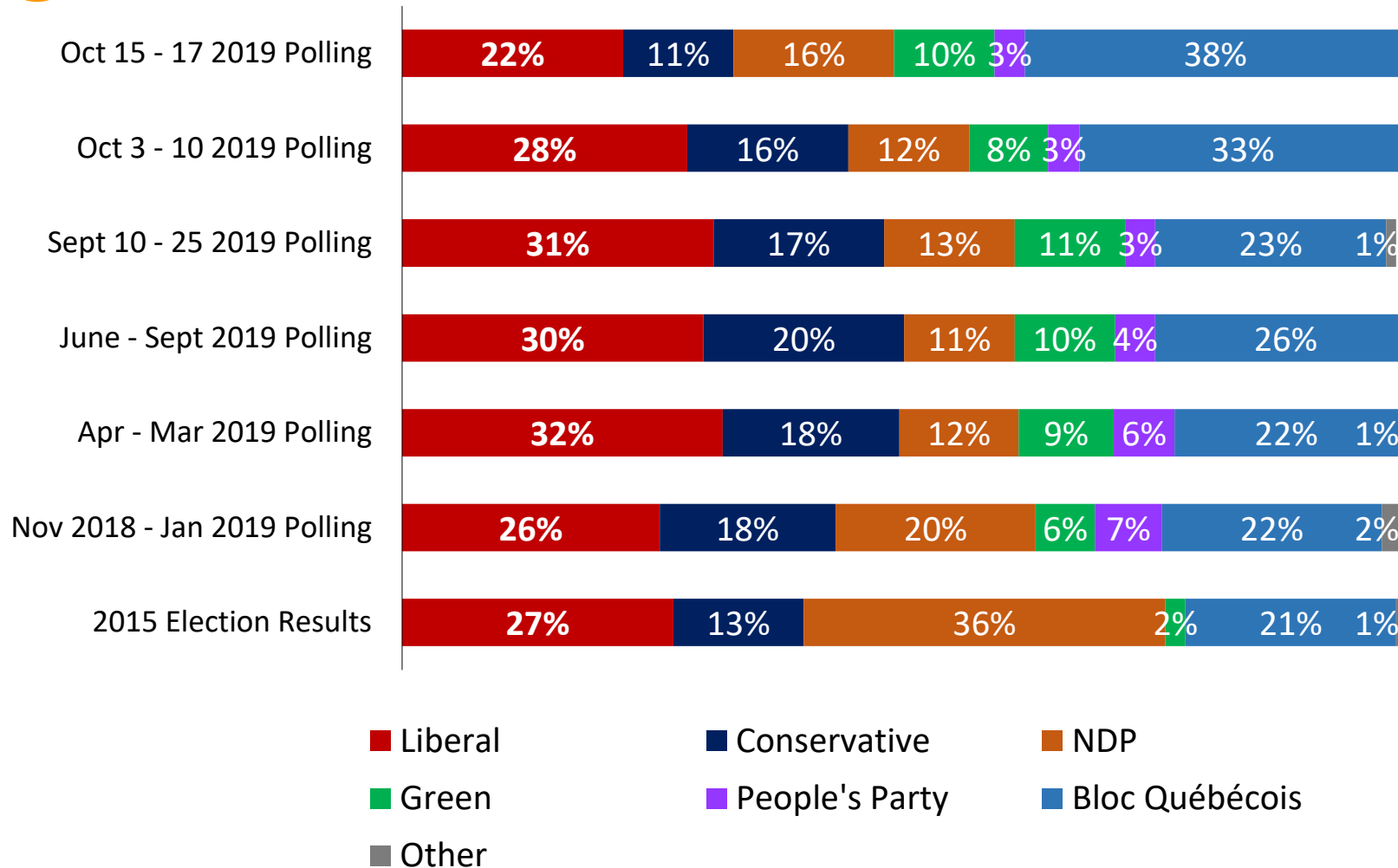
Party	Seats Won 2015	Seats Won 2011*
Liberal	26	1
CPC	0	0
NDP	0	26

\*2011 results were transposed from previous riding boundaries to the 338 current federal electoral districts

# Quebec NDP Strong/Swing: The Bloc are up 17 points in these seats since the last election, now ahead of the Liberals by 16 points

Q

Decided Vote



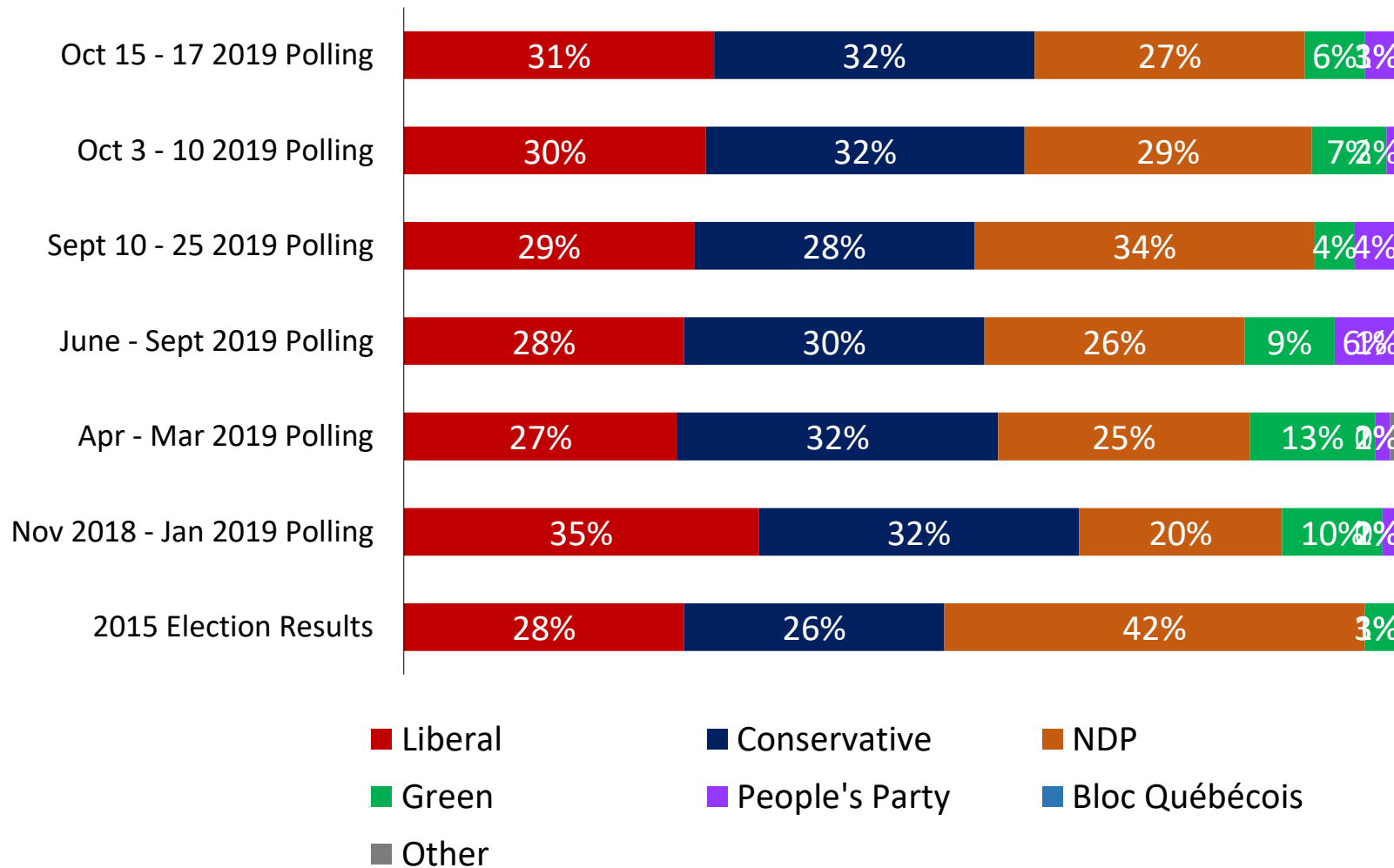
The strongest NDP seats in Quebec grouped with some in which they were competitive against the Conservatives or Bloc.

Party	Seats Won 2015	Seats Won 2011*
Liberal	0	0
CPC	1	1
NDP	13	13

# NDP Strong/Swing Rest of Canada: These seats are now a three-way race between the Liberals, Conservatives, and NDP

Q

Decided Vote

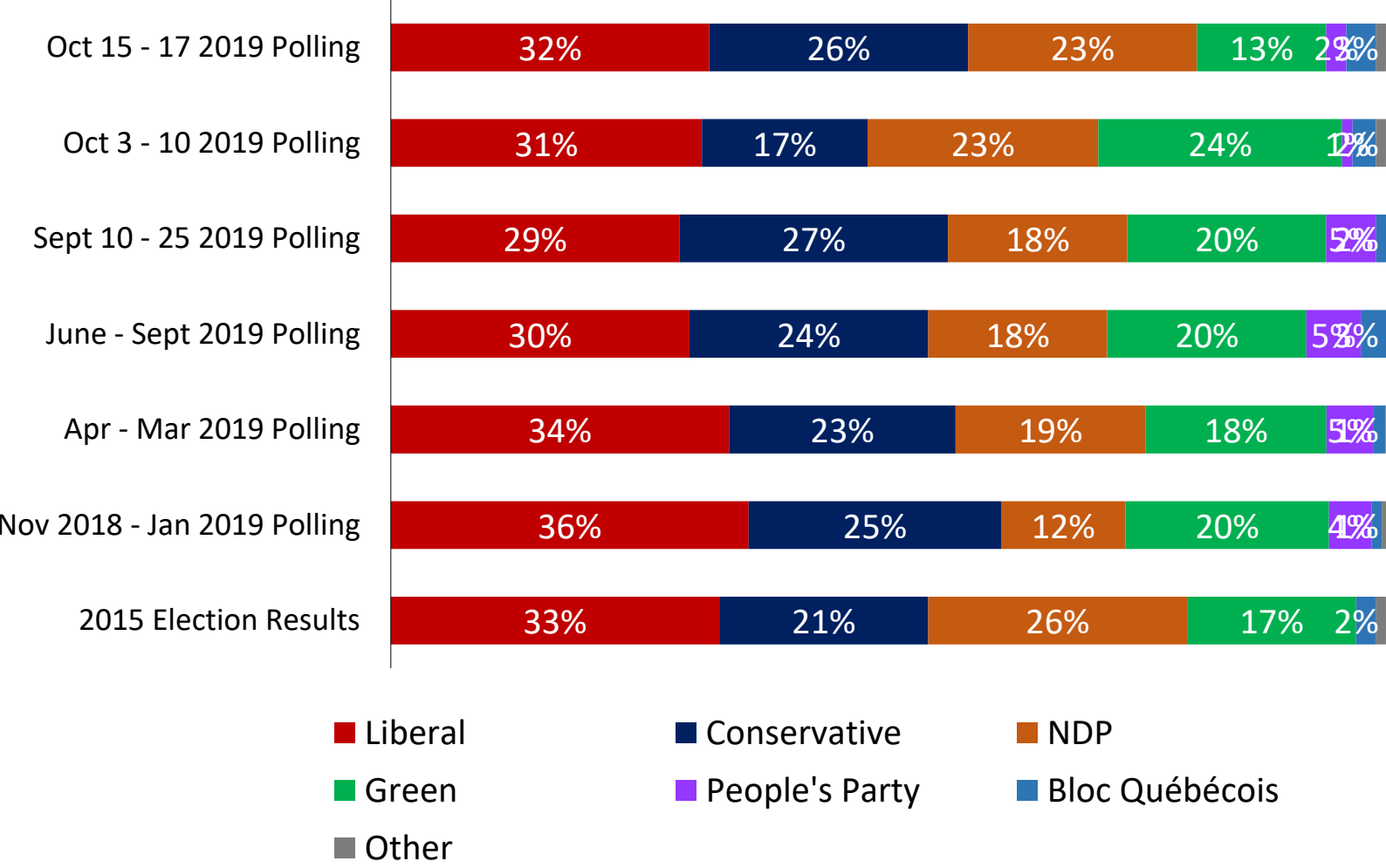


The strongest NDP seats outside of Quebec grouped with some in which they were competitive against the Conservatives.

Party	Seats Won 2015	Seats Won 2011*
Liberal	0	0
CPC	0	2
NDP	16	14

# Green Target: Greens drop 11 points since early October while Liberals maintain their lead<sup>23</sup>

Q Decided Vote



Seats where the Greens showed some strength in 2015 and could target this time around. 7/15 of these seats are on Vancouver Island.

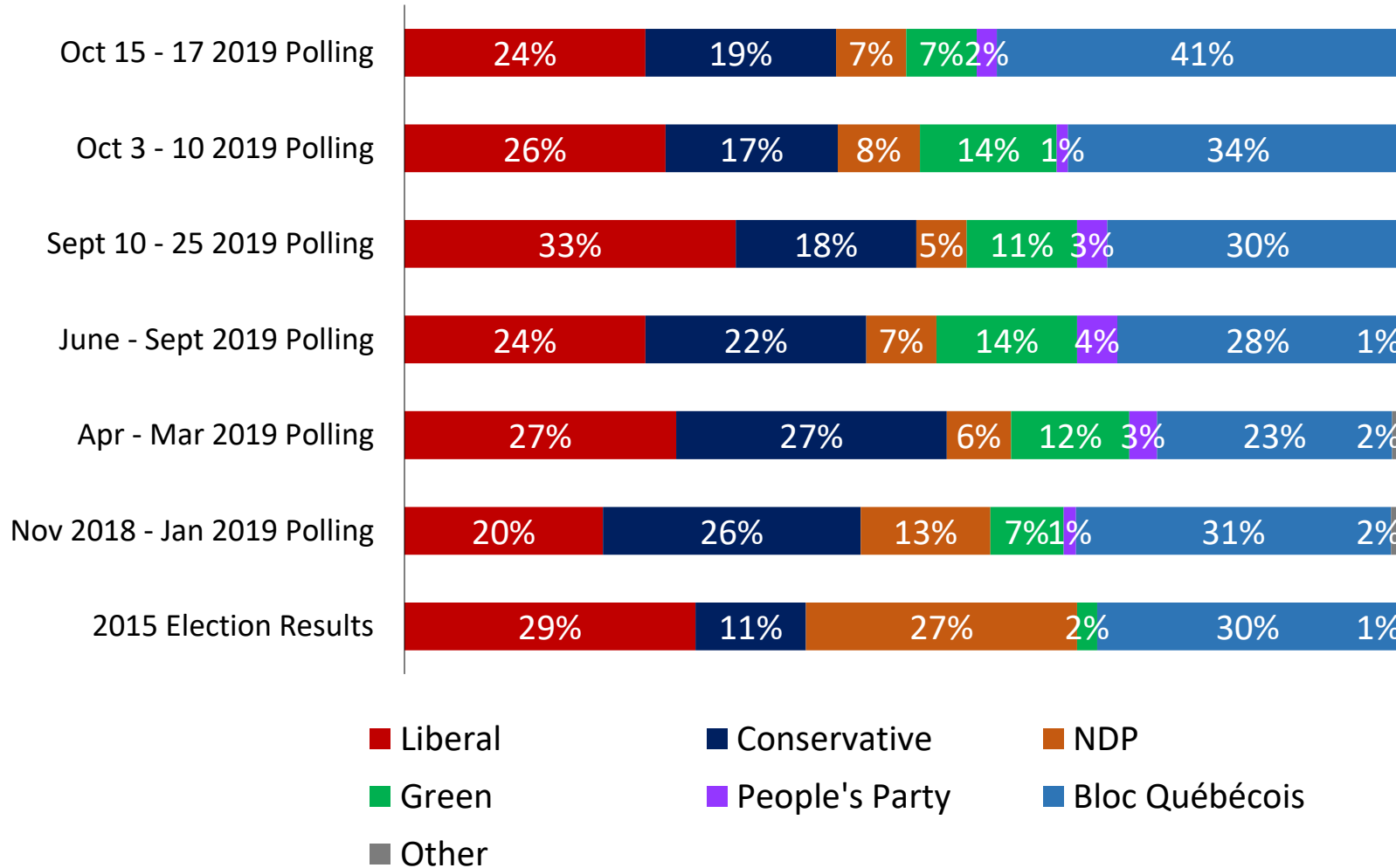
Party	Seats Won 2015	Seats Won 2011*
Liberal	6	2
CPC	0	5
NDP	7	7
Bloc	1	0
Green	1	1

\*2011 results were transposed from previous riding boundaries to the 338 current federal electoral districts

# BQ Competitive: The Bloc is up 11 points in these seats since the last election, leaving them 17 points ahead of Liberals

Q

Decided Vote




Seats where the Bloc has been competitive in 2011 and 2015, excluding some that fall into other clusters.

Party	Seats Won 2015	Seats Won 2011*
Liberal	5	0
CPC	1	0
NDP	3	14
Bloc	9	4



# Federal Vote: Battleground Regions



# Regional Analysis

Respondents were grouped together into their federal electoral districts based on the first three digits of their postal code. The electoral districts were then grouped geographically into subregions within the larger divisions of the country.

**This section shows the results of the each subregions and compares them to the last election.** It also highlights how many of the seats in those regions were won by each party in both the 2015 and the 2011 elections (2011 seat totals are calculated by redistributing votes from 2011 onto the electoral districts used in 2015).

Because of the small sample in each subregion, the results of the several surveys have been pooled together.

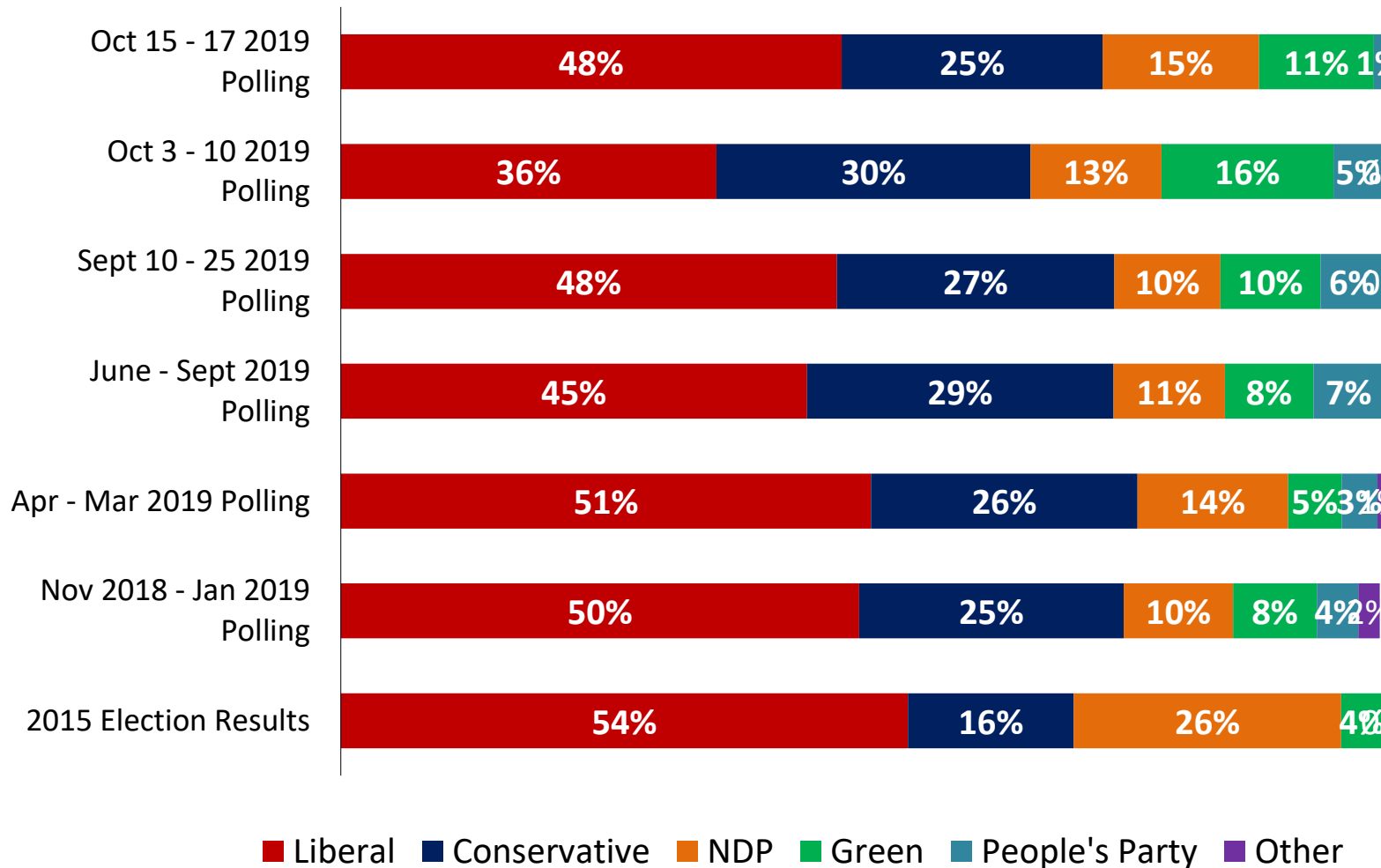
The table beside here shows the complete list of regions and the sample size of respondents in each region. The total weighted n-size of respondents matched to electoral districts is 3,955 in the October 15<sup>th</sup> to 17<sup>th</sup> sample.

Region	Subregion	N-Size
		Oct 15-17
Atlantic Canada	Urban Atlantic	113
	Rural Atlantic	150
Quebec	Quebec City Area	156
	Rural Francophone Quebec	289
	Francophone Montreal/Suburbs	267
	Quebec: Anglophone or Mixed	227
Ontario	Toronto	312
	GTA Suburbs	392
	South/West	415
	North/East	406
Prairies	Saskatoon/Regina	63
	Winnipeg	111
	Rest of Prairies	87
Alberta	Edmonton	114
	Calgary	135
	Rest of Alberta	193
BC	City of Vancouver	78
	Vancouver Suburbs	184
	Vancouver Island	97
	Fraser Valley/Rest of BC	166

# Urban Atlantic Canada: Liberals down 6 points since 2015 election but still maintain lead on Conservatives by 23 points

Q

Decided Vote

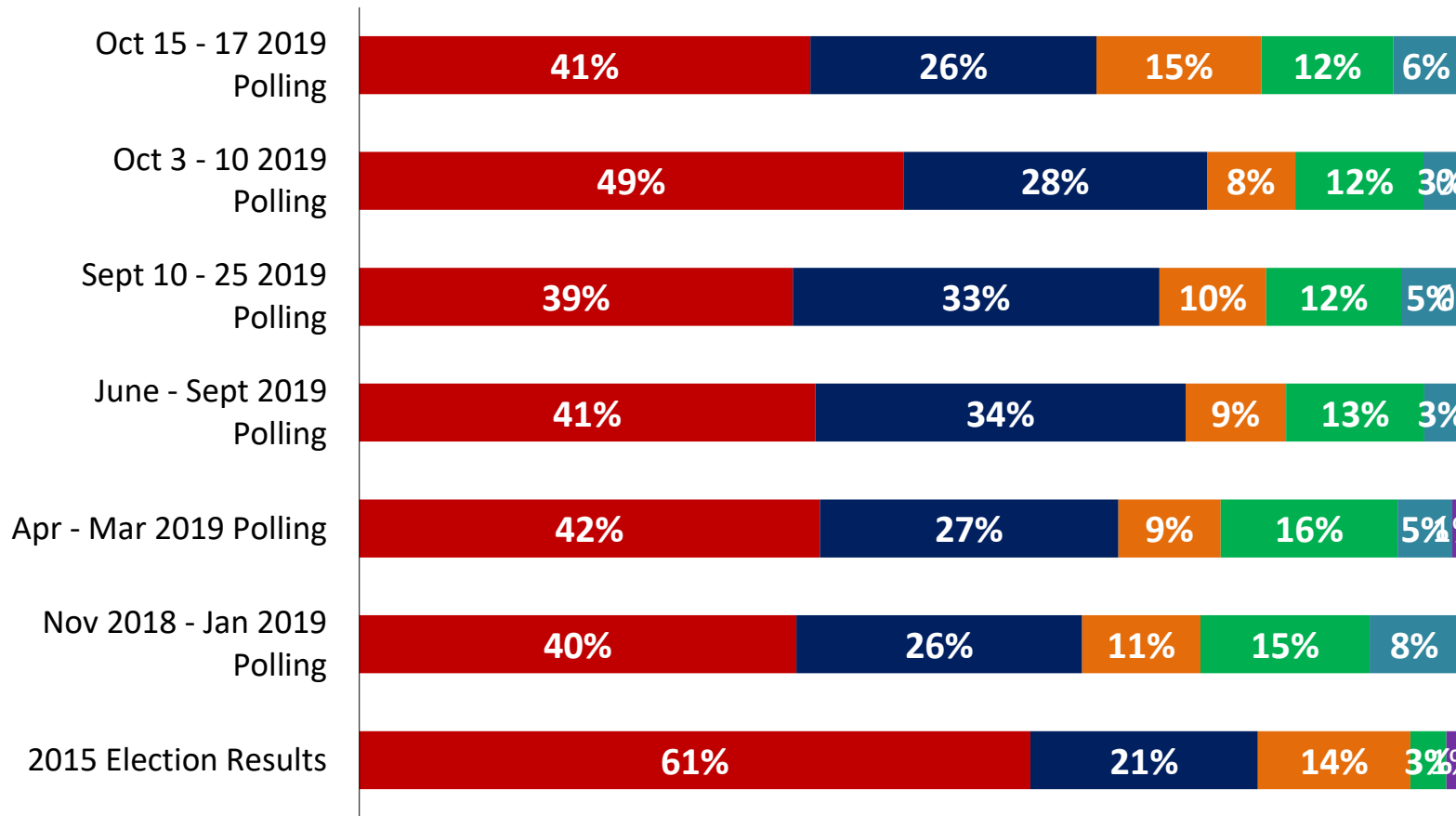


Party	Seats Won 2015	Seats Won 2011*
Liberal	10	2
CPC	0	3
NDP	0	5

# Rural Atlantic Canada: Liberals are down 20 points since 2015 election while Greens are up 9, but the LPC still maintains a lead in this region

Q

Decided Vote



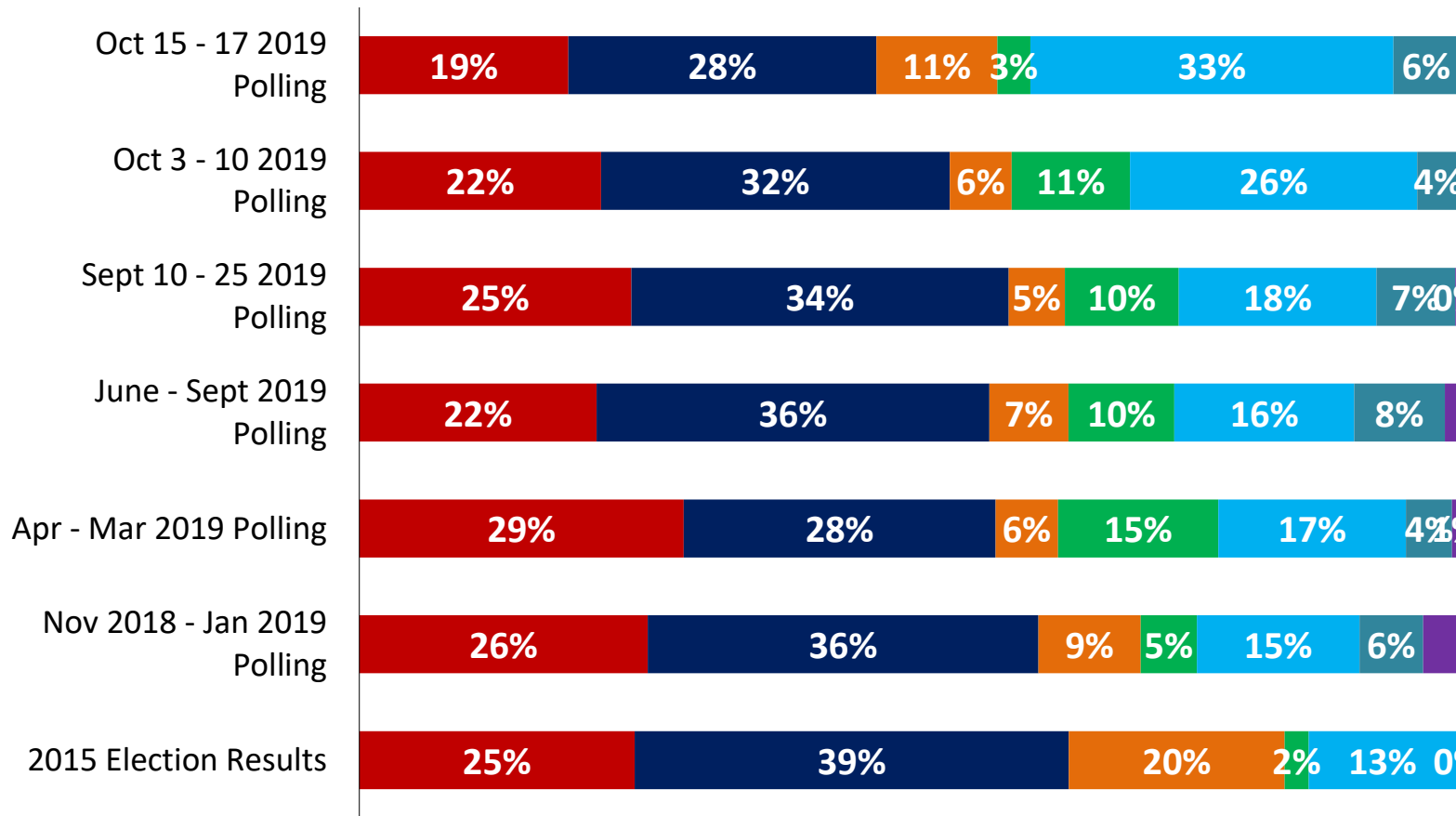
■ Liberal 
 ■ Conservative 
 ■ NDP 
 ■ Green 
 ■ People's Party 
 ■ Other

Party	Seats Won 2015	Seats Won 2011*
Liberal	22	9
CPC	0	12
NDP	0	1

# Quebec City & Beauce Area: The Bloc continues to grow support and have over doubled their vote share since 2015 in this area, now in lead

Q

Decided Vote



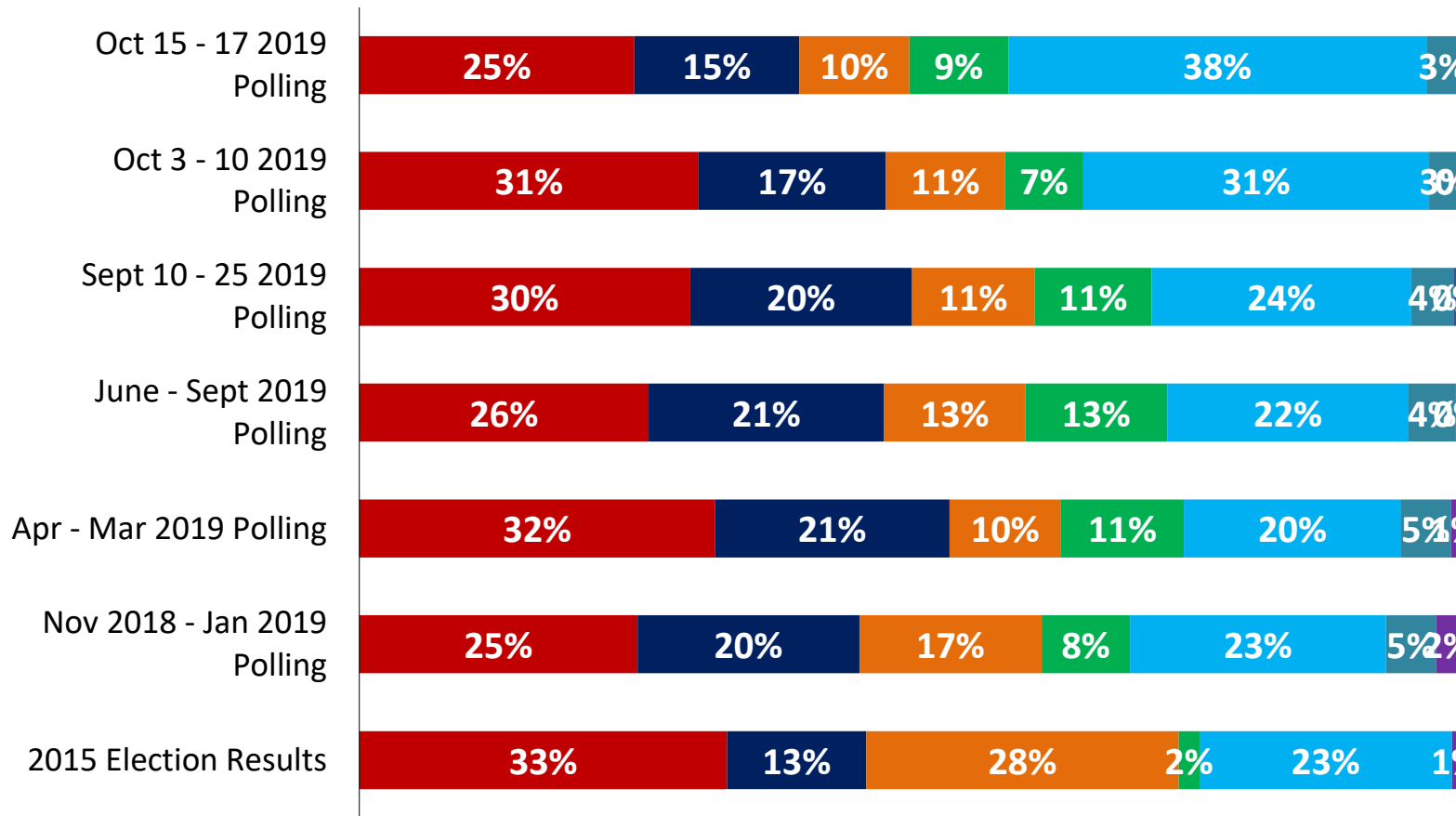
■ Liberal ■ Conservative ■ NDP ■ Green ■ Bloc ■ People's Party ■ Other

Party	Seats Won 2015	Seats Won 2011*
Liberal	2	0
CPC	11	4
NDP	0	8
Bloc	0	1

# Rural Francophone Quebec: The Bloc pulls ahead of the Liberals by 13 points; up 15 points overall since 2015 election

Q

Decided Vote



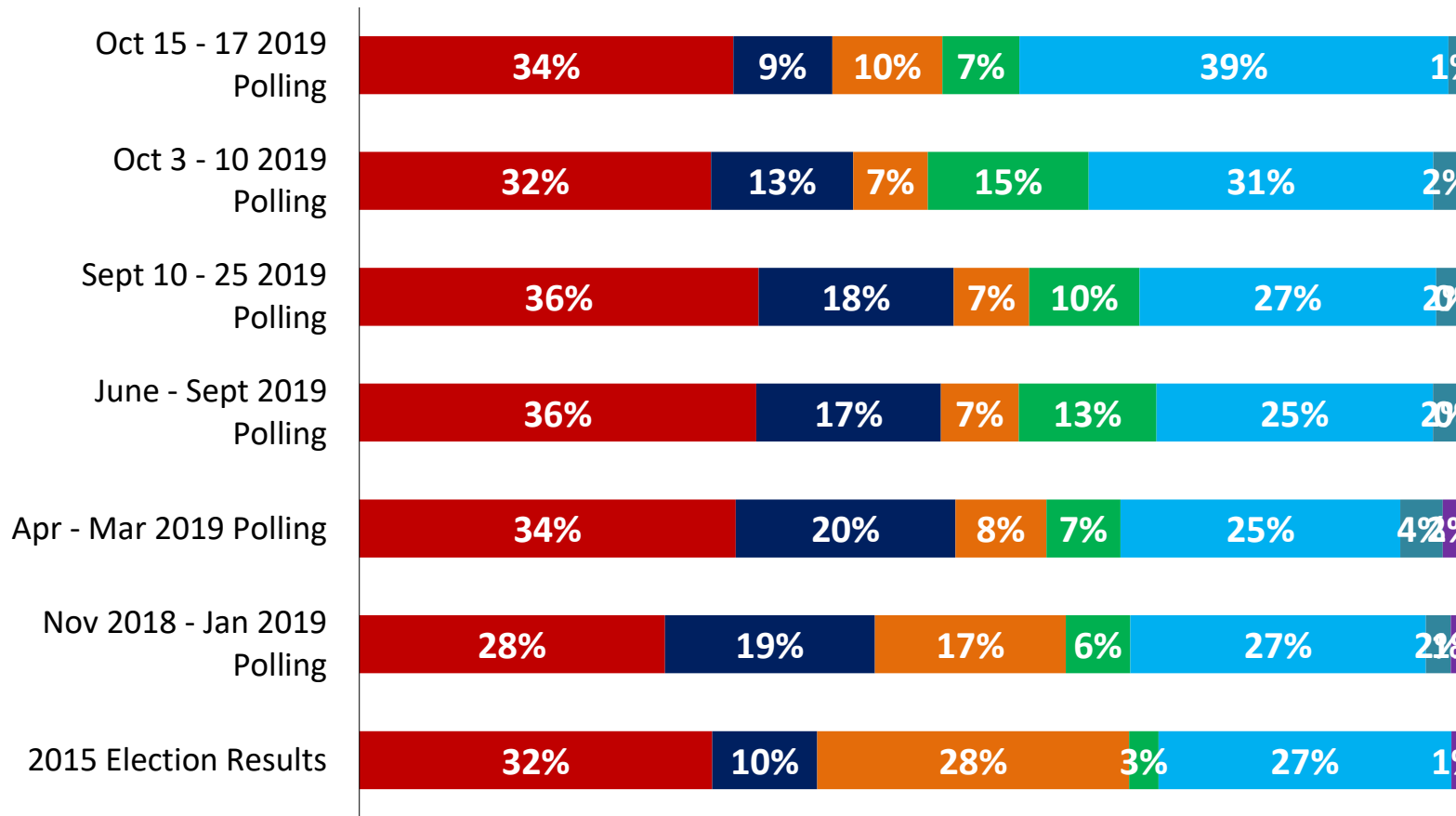
■ Liberal ■ Conservative ■ NDP ■ Green ■ Bloc ■ People's Party ■ Other

Party	Seats Won 2015	Seats Won 2011*
Liberal	12	0
CPC	1	1
NDP	9	22
Bloc	4	3

# Francophone Montreal/Suburbs: Like elsewhere in Quebec, Bloc pulls ahead of Liberals with 5-point lead; NDP down 18 points since 2015

Q

Decided Vote



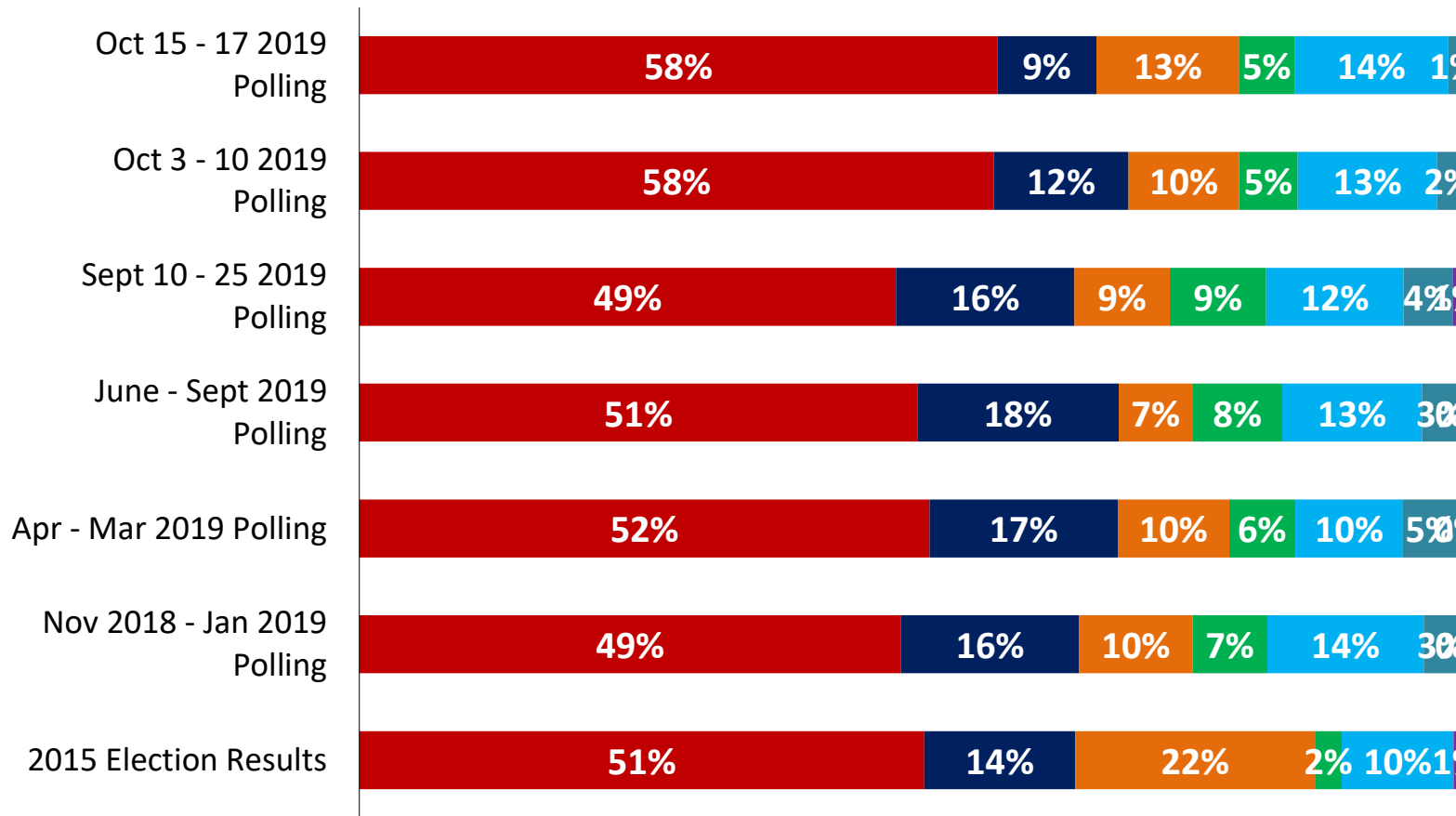
■ Liberal ■ Conservative ■ NDP ■ Green ■ Bloc ■ People's Party ■ Other

Party	Seats Won 2015	Seats Won 2011*
Liberal	9	0
CPC	0	0
NDP	5	20
Bloc	6	0

# Quebec Anglophone/Mixed: The Liberal lead in Anglophone Quebec is now stronger than it was in 2015

Q

Decided Vote



■ Liberal ■ Conservative ■ NDP ■ Green ■ Bloc ■ People's Party ■ Other

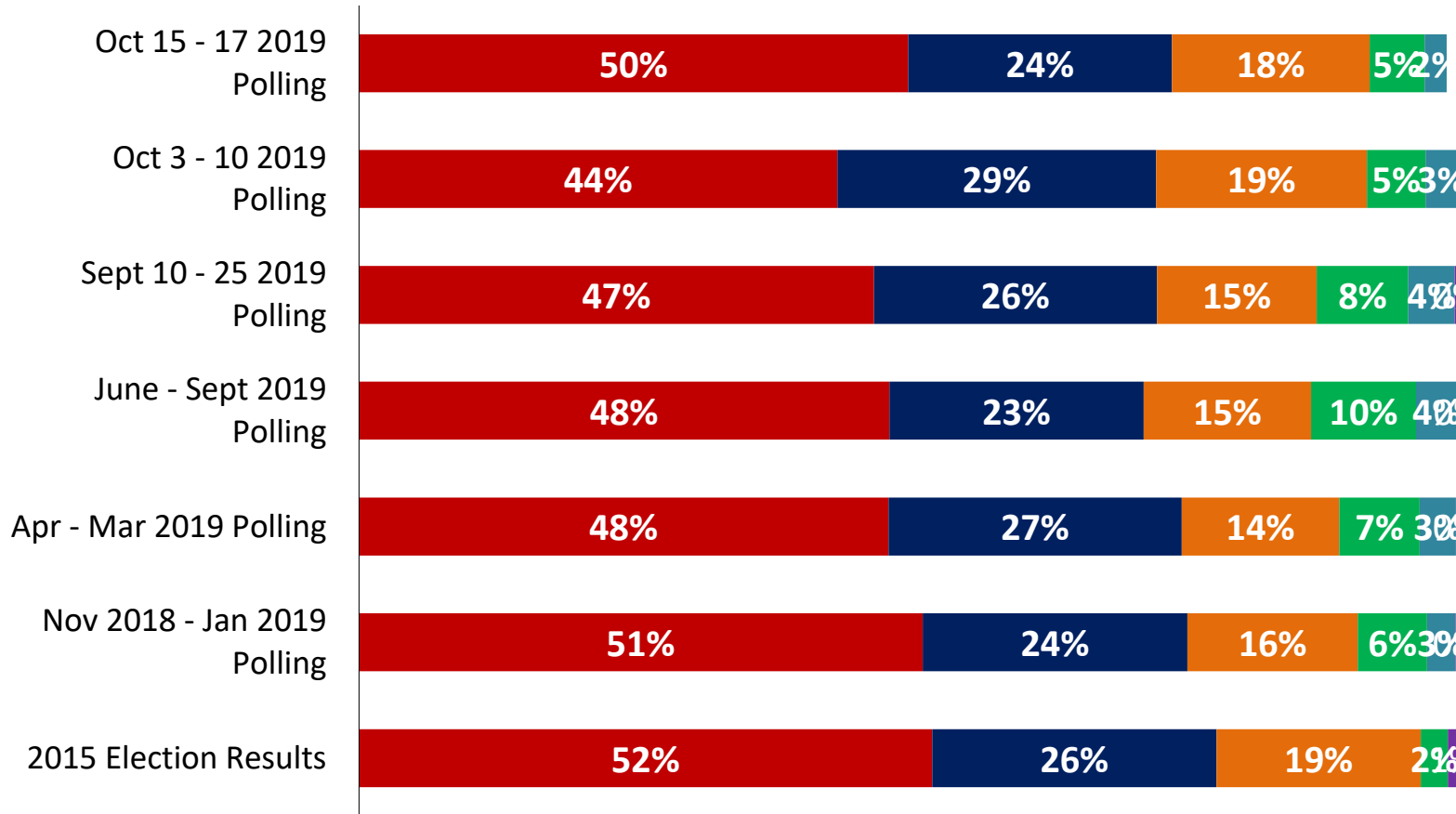
Party	Seats Won 2015	Seats Won 2011*
Liberal	17	8
CPC	0	0
NDP	2	11
Bloc	0	0



# Toronto: Liberals show similar level of support as in 2015; maintain a strong lead over the Conservatives and NDP

Q

Decided Vote



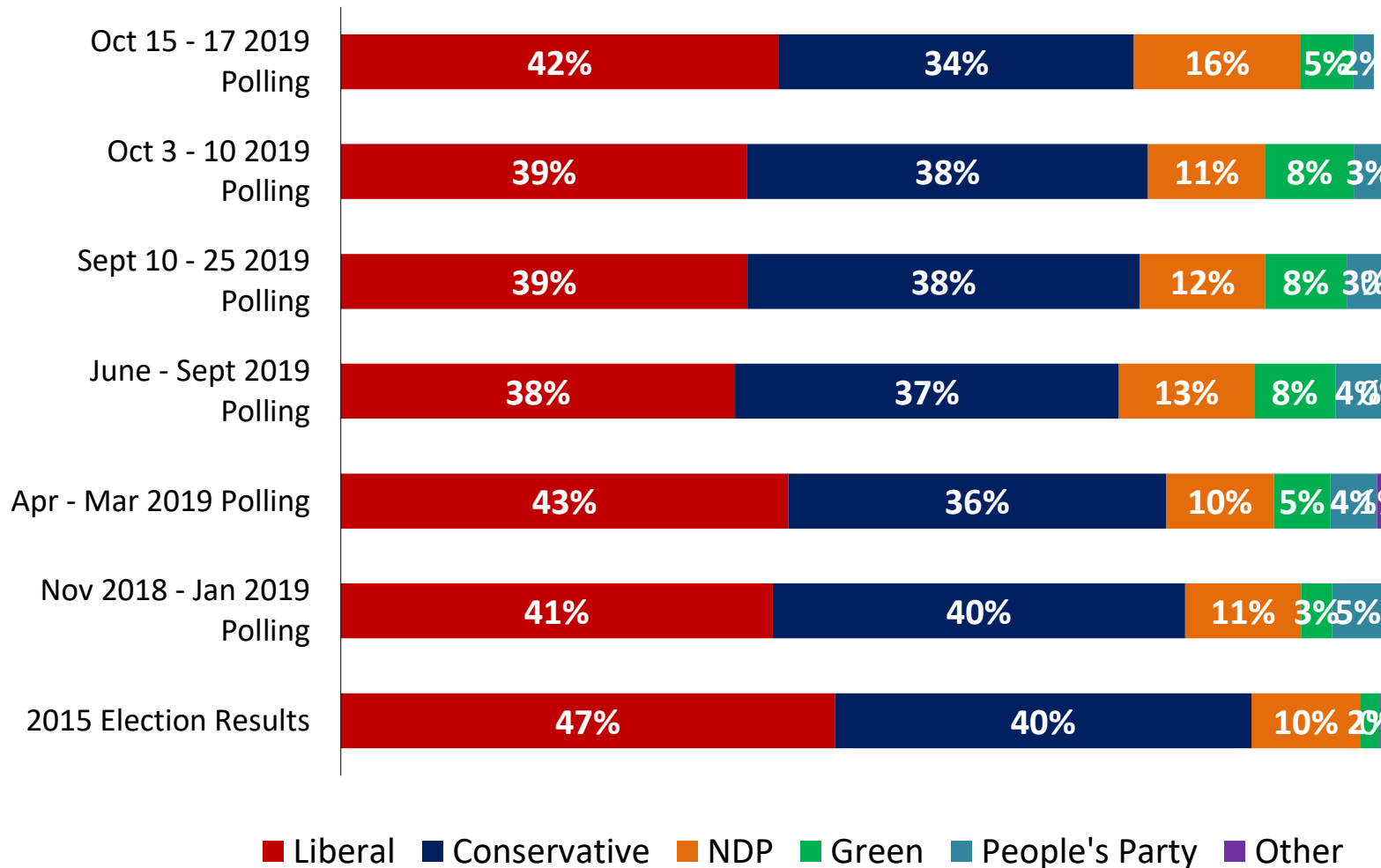
■ Liberal 
 ■ Conservative 
 ■ NDP 
 ■ Green 
 ■ People's Party 
 ■ Other

Party	Seats Won 2015	Seats Won 2011*
Liberal	25	8
CPC	0	8
NDP	0	9

# GTA Suburbs: Liberals back ahead of CPC with 8-point advantage while NDP is up 6 points since 2015 election

Q

Decided Vote

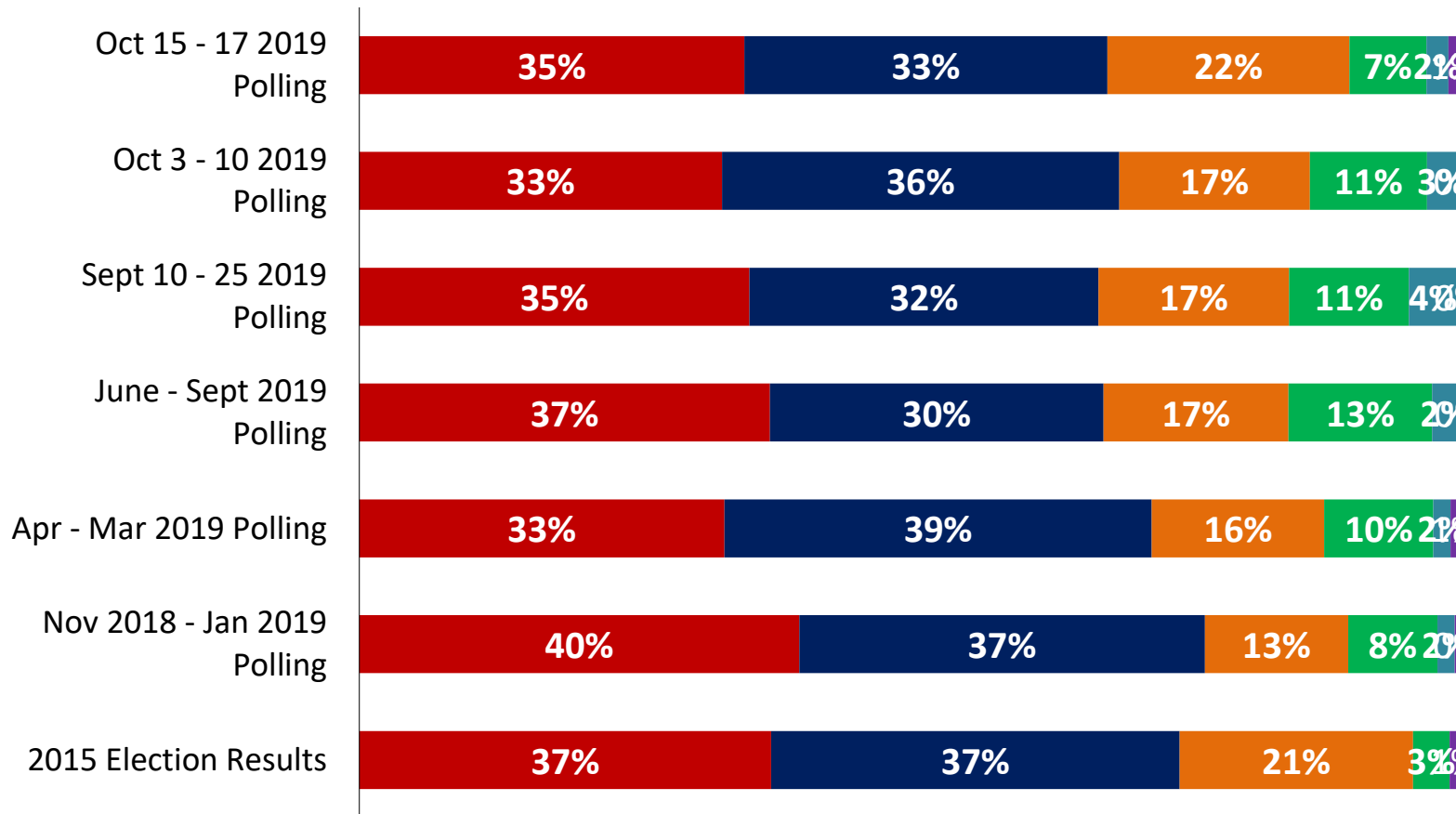


Party	Seats Won 2015	Seats Won 2011*
Liberal	24	1
CPC	5	27
NDP	0	1

# South/West: The Conservatives and Liberals are neck-and-neck in these ridings, with NDP gaining some support this wave but still a distant third

Q

Decided Vote



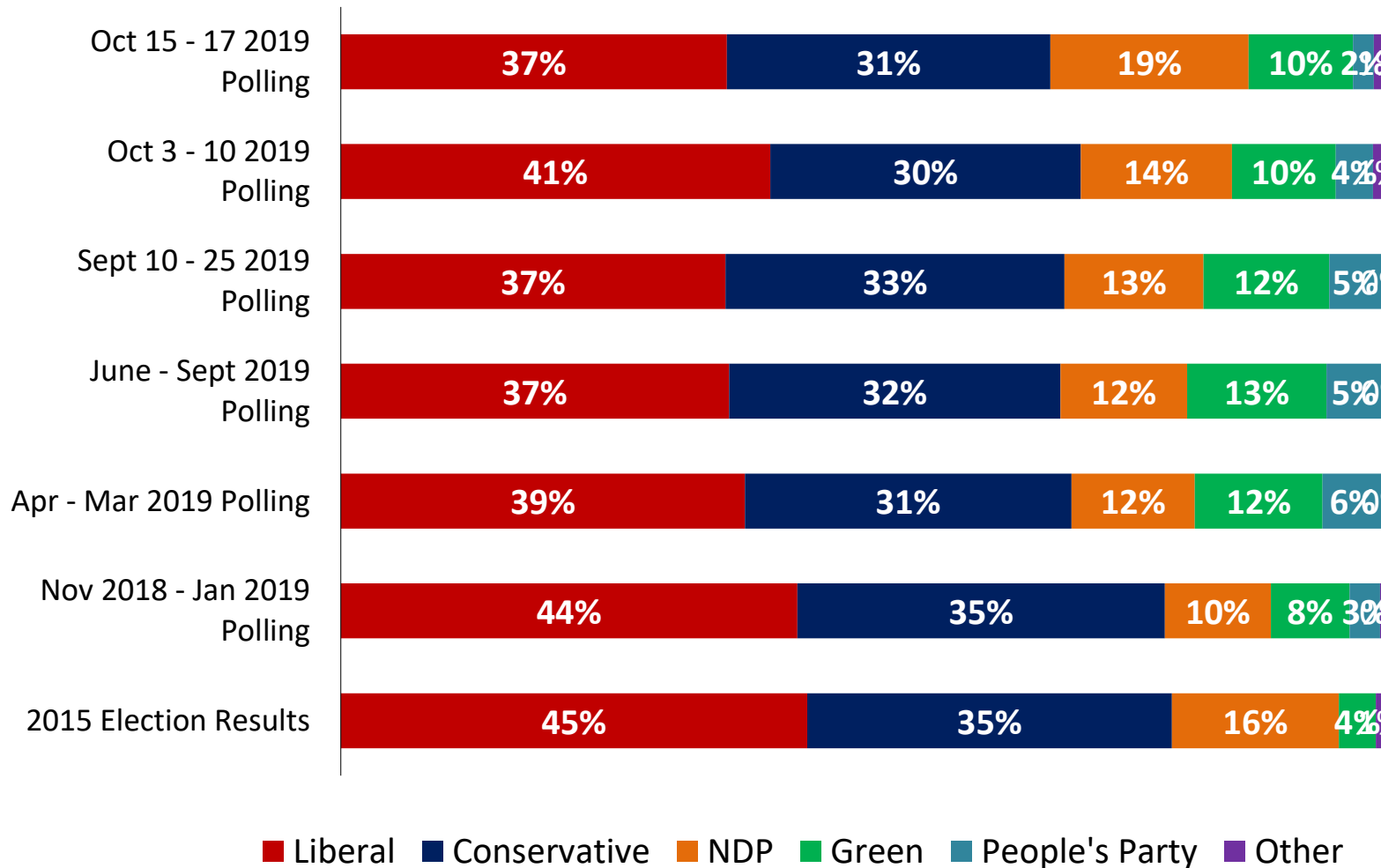
■ Liberal 
 ■ Conservative 
 ■ NDP 
 ■ Green 
 ■ People's Party 
 ■ Other

Party	Seats Won 2015	Seats Won 2011*
Liberal	11	1
CPC	15	24
NDP	6	7

# North/East: The Liberal lead has narrowed slightly to around 6 points over the Conservatives, Greens up 6 points since 2015 election

Q

Decided Vote

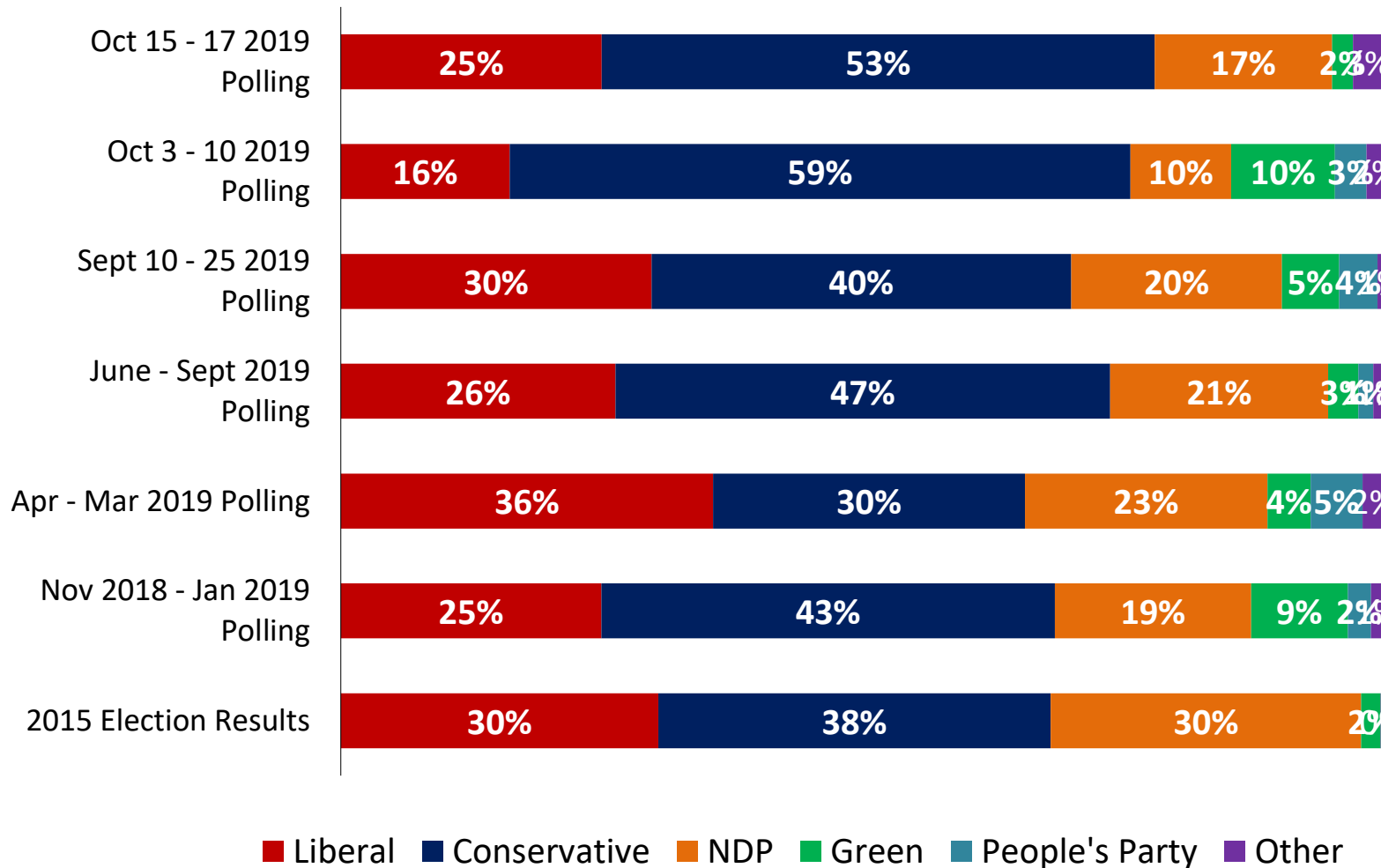


Party	Seats Won 2015	Seats Won 2011*
Liberal	20	4
CPC	13	24
NDP	2	7

# Saskatoon/Regina: While Conservative lead remains clear, Liberals and NDP show uptick in most recent wave

Q

Decided Vote

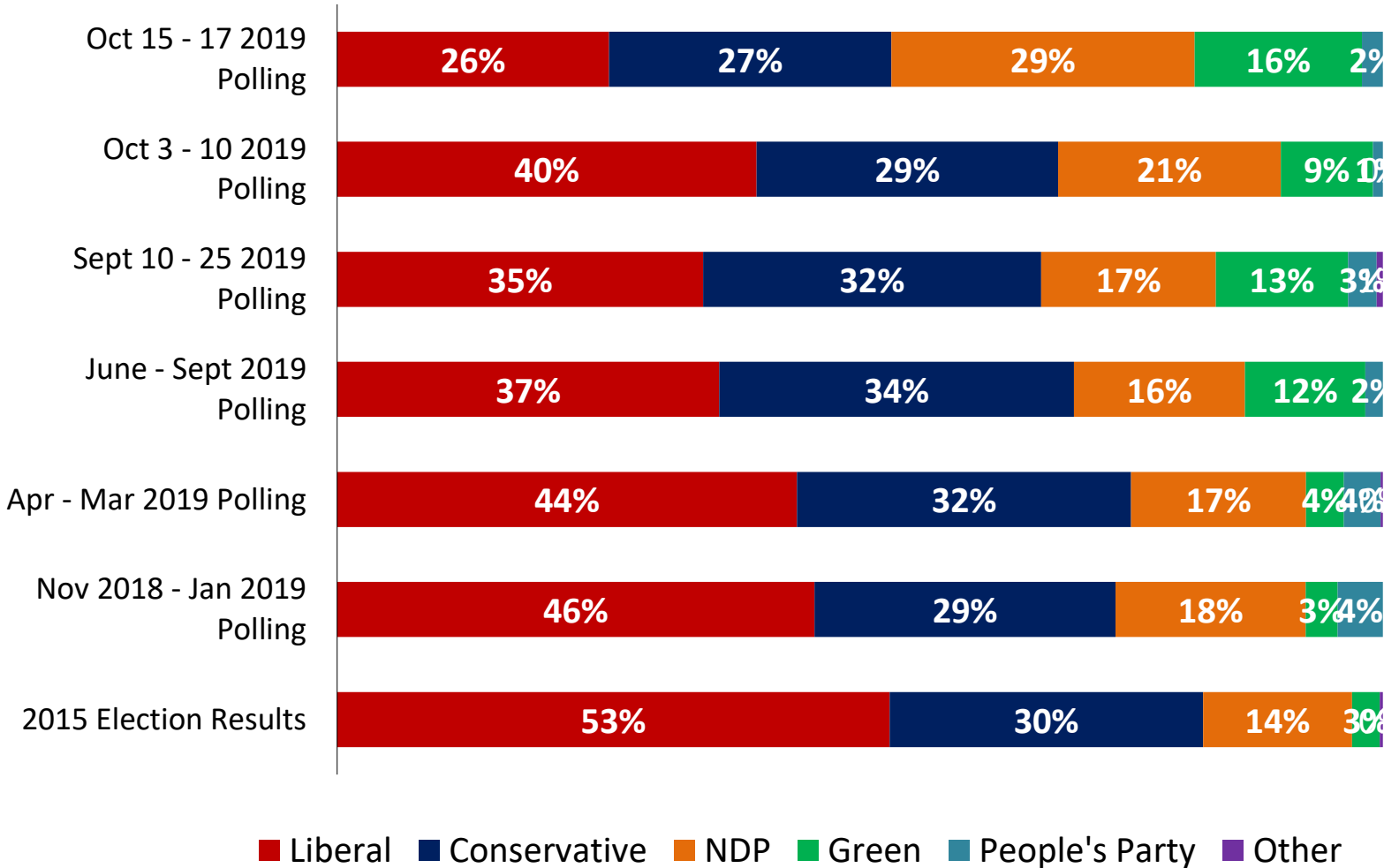


Party	Seats Won 2015	Seats Won 2011*
Liberal	1	1
CPC	3	3
NDP	2	2

# Winnipeg: As Liberal lead slips away and NDP and Greens gain support, Conservatives, Liberals, and NDP all neck-in-neck in Winnipeg seats



Decided Vote



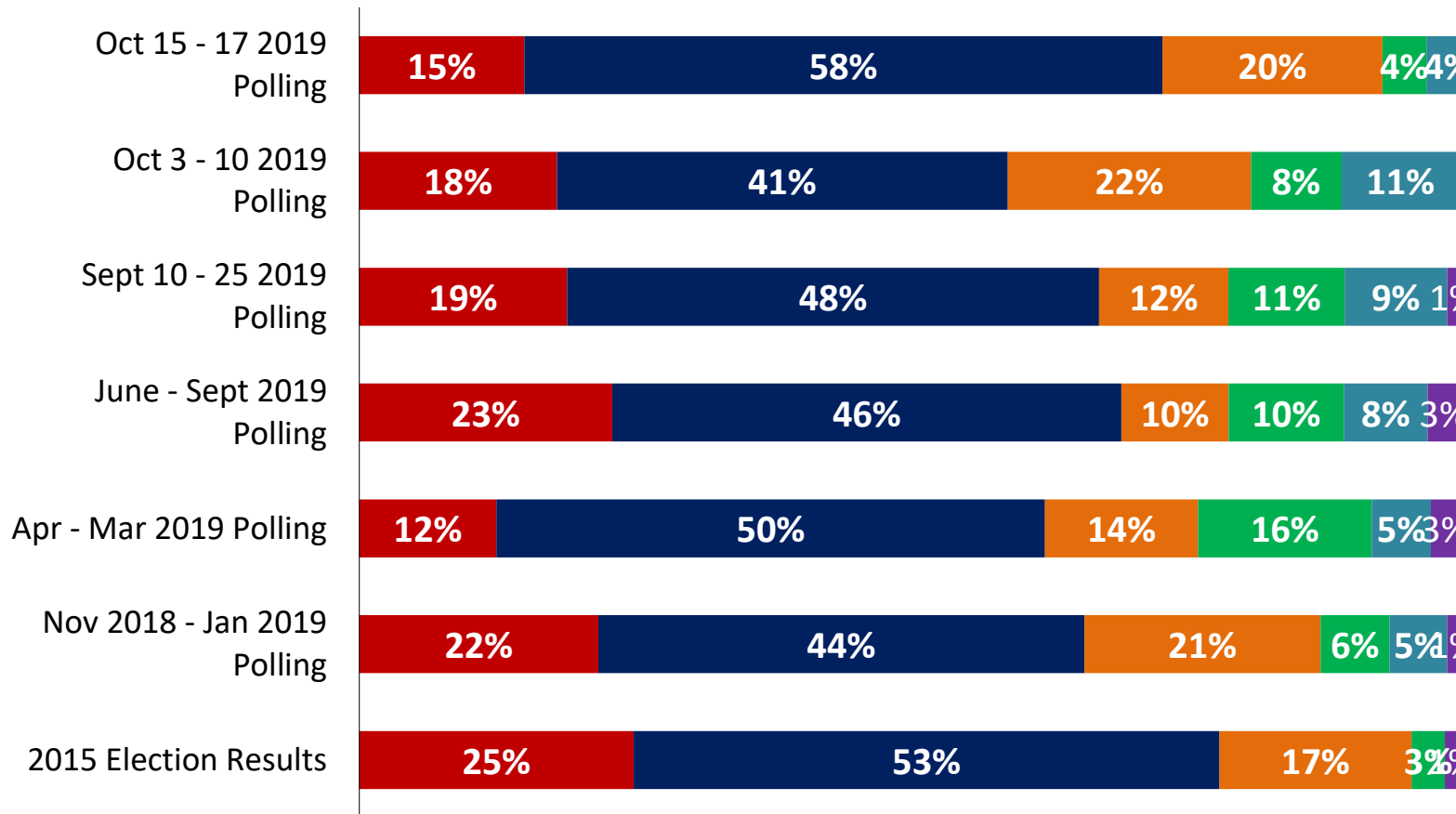
Party	Seats Won 2015	Seats Won 2011*
Liberal	7	0
CPC	0	6
NDP	1	2

\*2011 results were transposed from previous riding boundaries to the 338 current federal electoral districts

# Rest of Prairies: The Conservatives now lead over 2<sup>nd</sup>-place NDP by 38 points

Q

Decided Vote



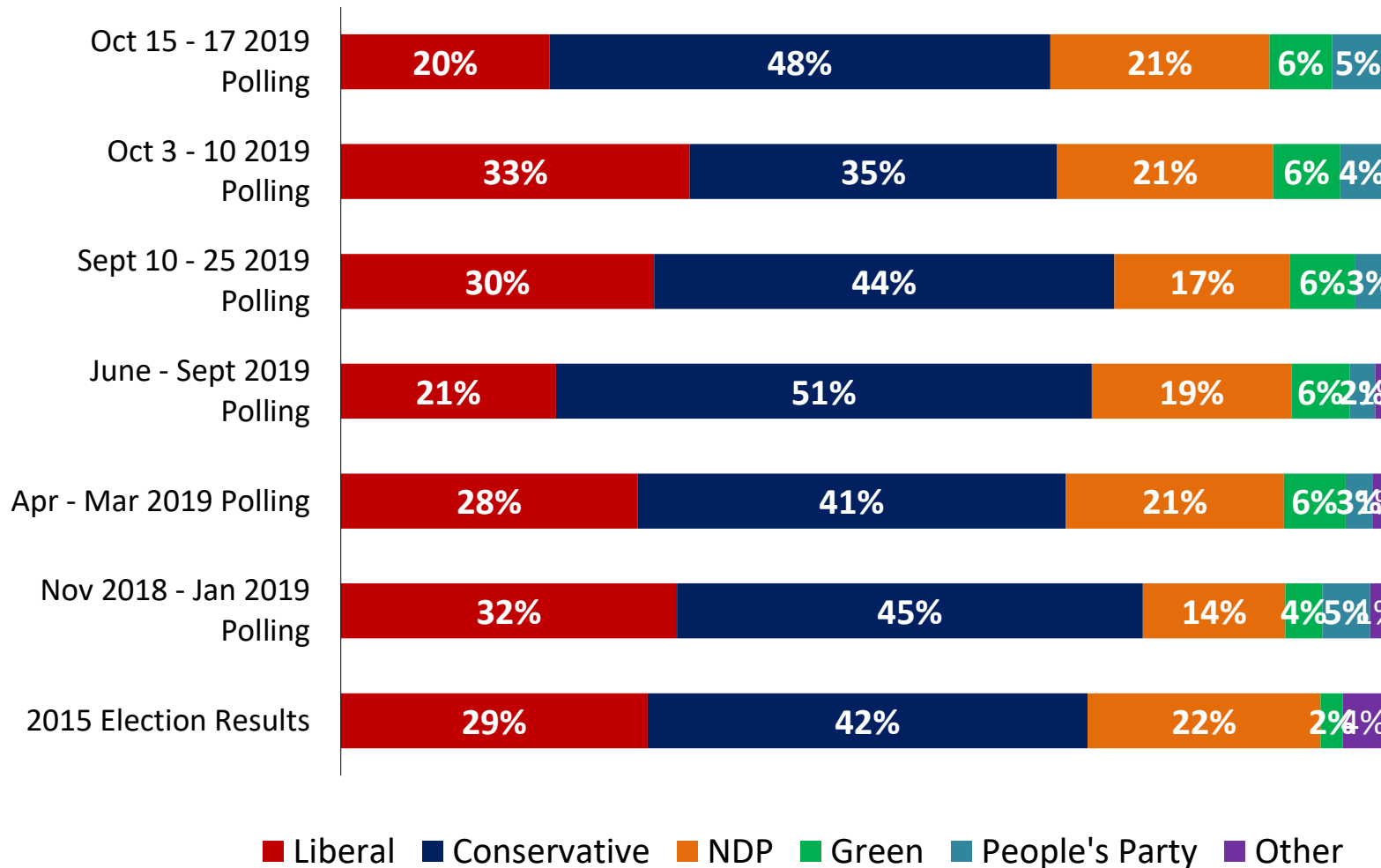
■ Liberal 
 ■ Conservative 
 ■ NDP 
 ■ Green 
 ■ People's Party 
 ■ Other

Party	Seats Won 2015	Seats Won 2011*
Liberal	0	0
CPC	12	13
NDP	2	1

# Edmonton: Liberals down 9 points since 2015 while Conservatives are up 6; recent polling shows Conservative lead of 27 points

Q

Decided Vote



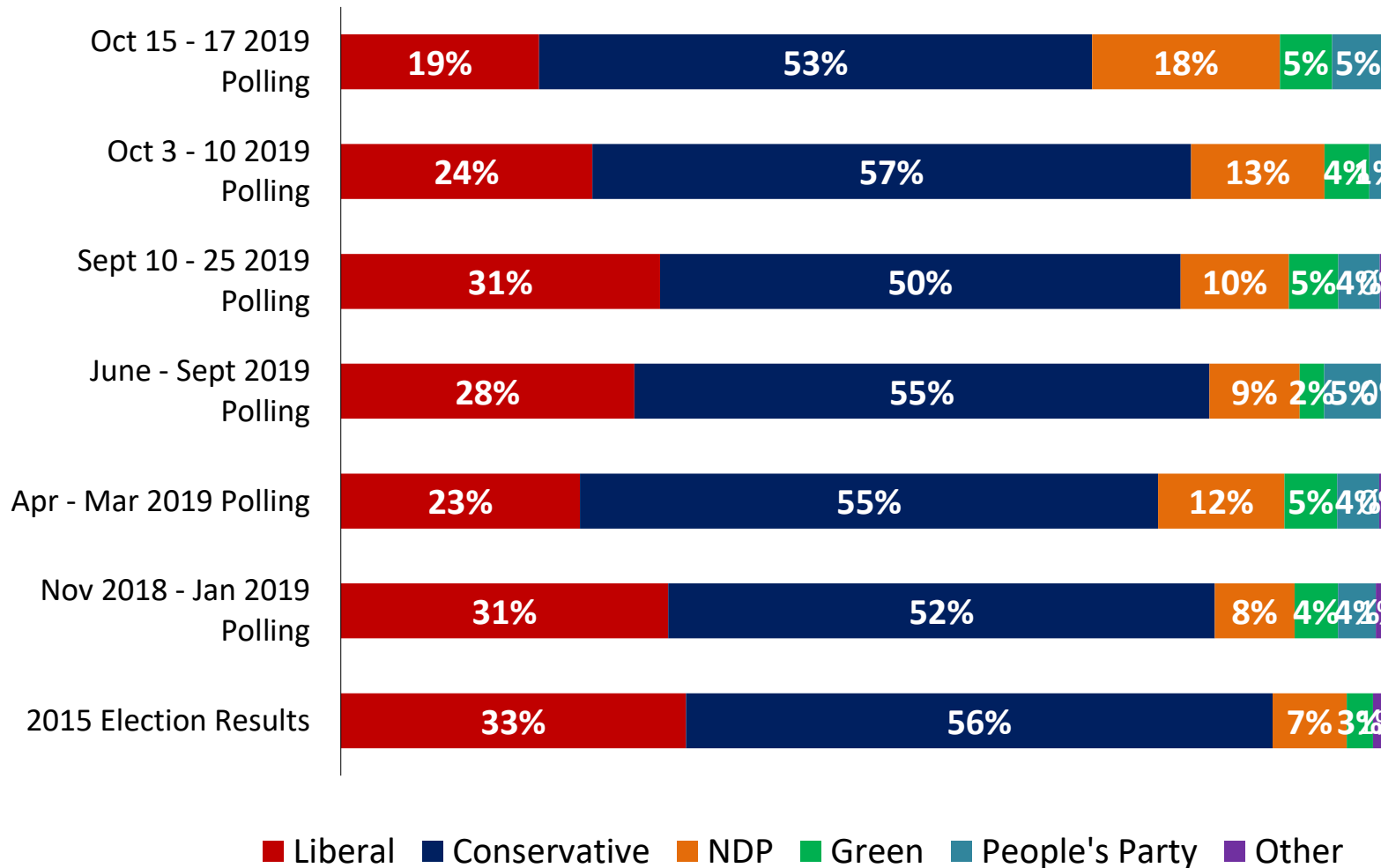
Party	Seats Won 2015	Seats Won 2011*
Liberal	2	0
CPC	5	7
NDP	1	1



# Calgary: The Conservatives are still ahead by more than 30 points in Calgary, while the NDP is up 11 points since 2015 election

Q

Decided Vote

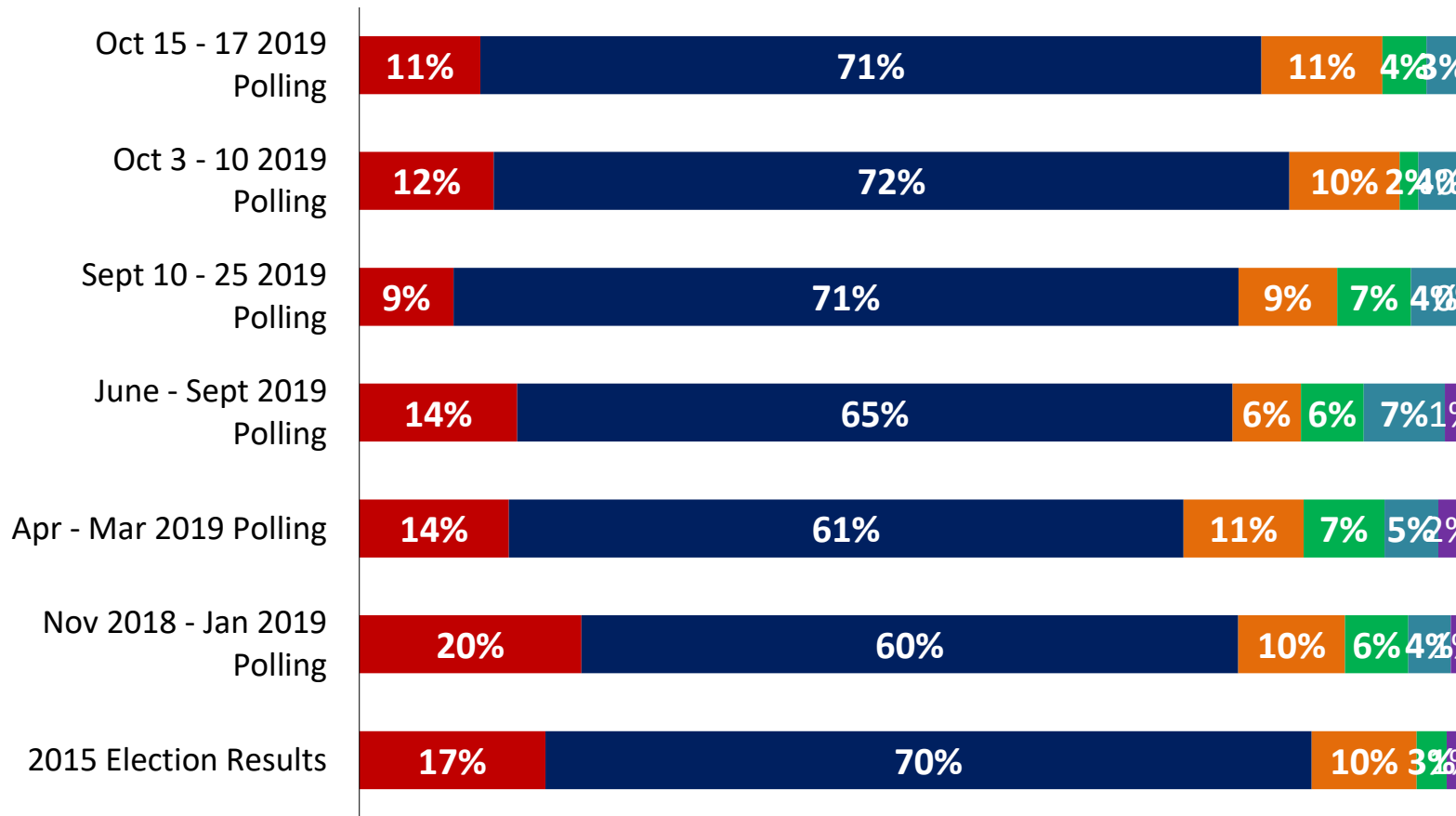


Party	Seats Won 2015	Seats Won 2011*
Liberal	2	0
CPC	8	10
NDP	0	0

# Rest of Alberta: Conservatives continue to lead in the Rest of Alberta with 71% support, only 11% say they would vote Liberal and NDP

Q

Decided Vote



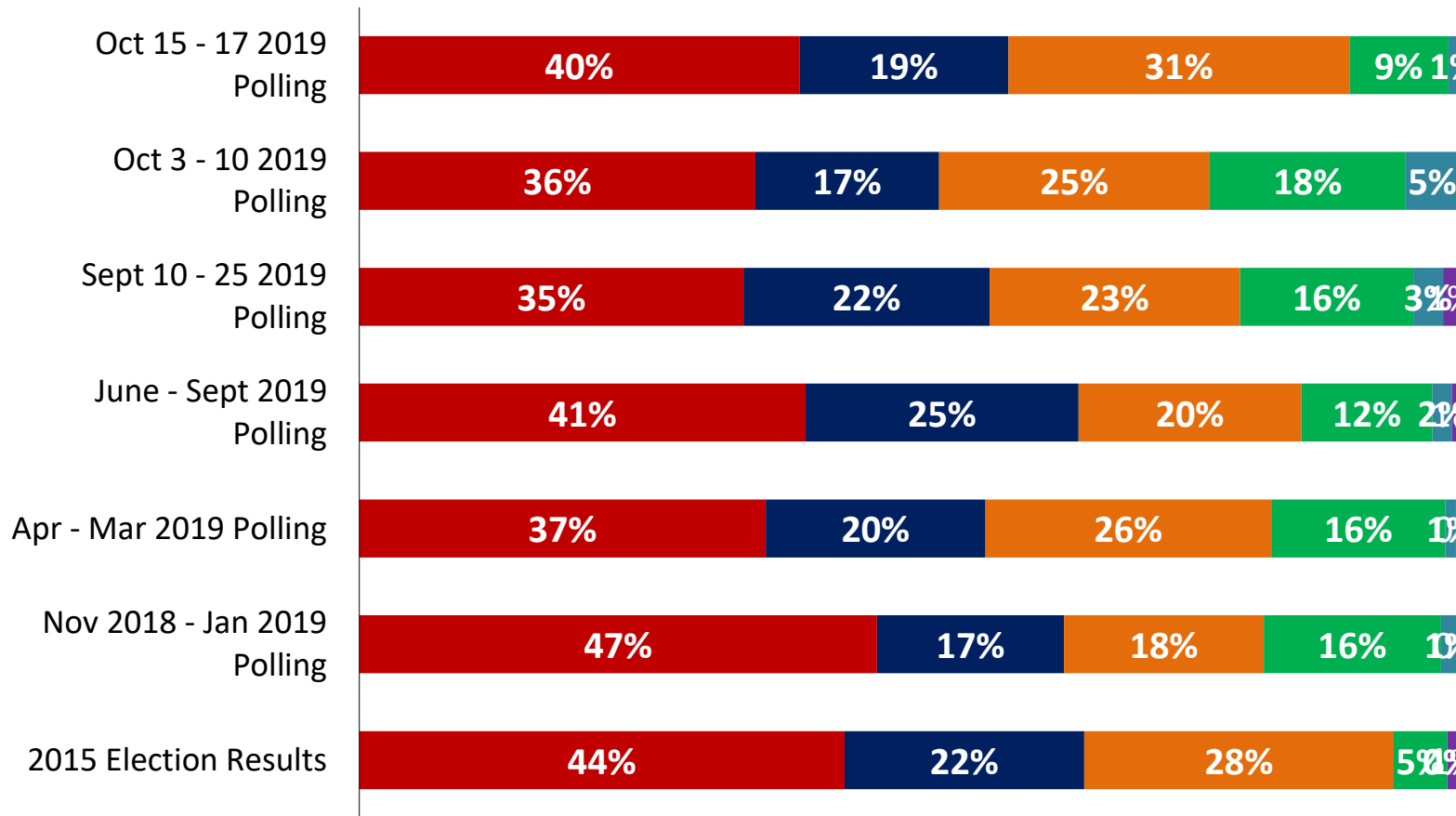
■ Liberal 
 ■ Conservative 
 ■ NDP 
 ■ Green 
 ■ People's Party 
 ■ Other

Party	Seats Won 2015	Seats Won 2011*
Liberal	0	0
CPC	16	16
NDP	0	0

# City of Vancouver: In the City of Vancouver, Liberals (40%) lead by 9 points, ahead of the NDP at 31% while Greens drop down to 9% support

Q

Decided Vote



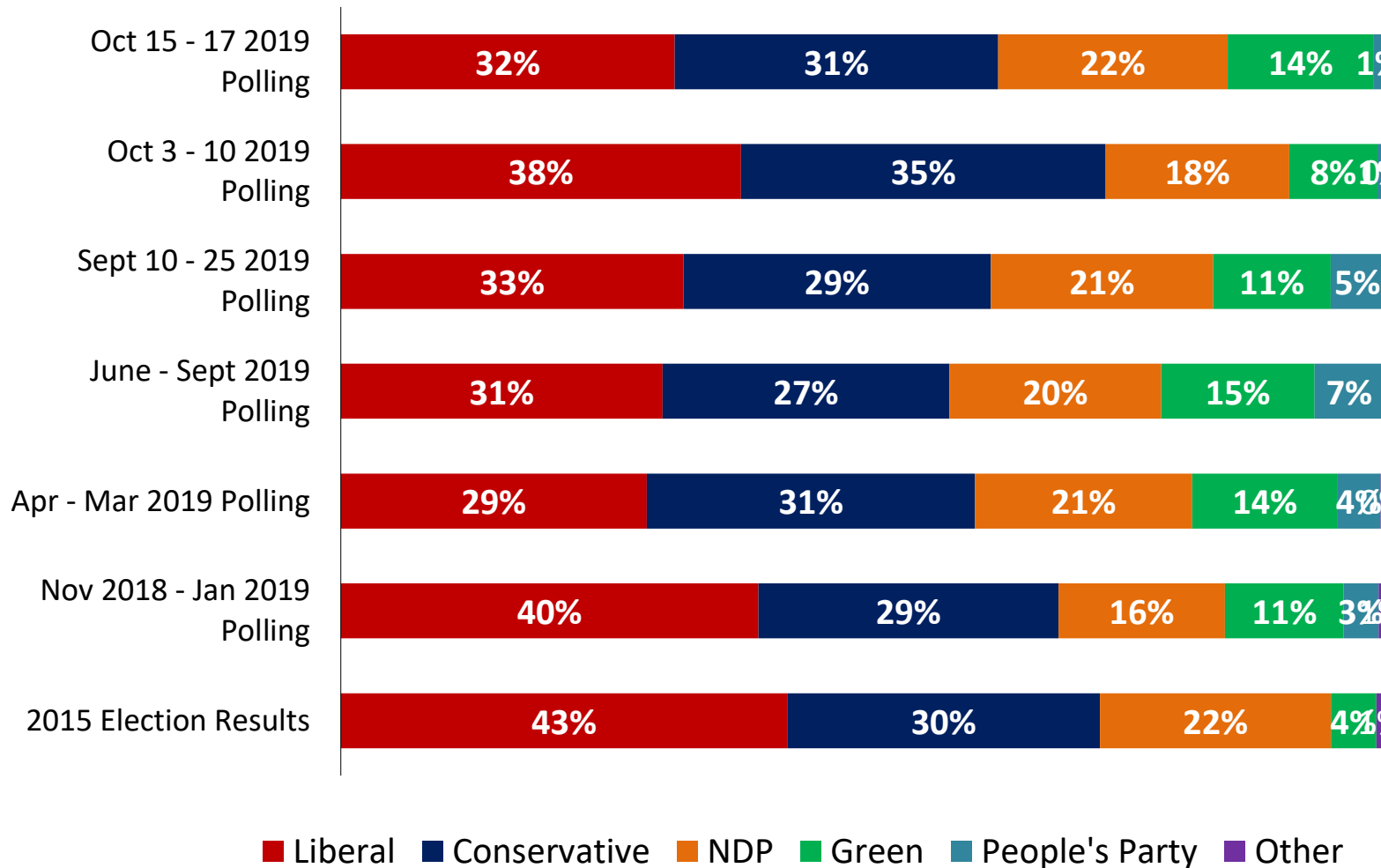
■ Liberal 
 ■ Conservative 
 ■ NDP 
 ■ Green 
 ■ People's Party 
 ■ Other

Party	Seats Won 2015	Seats Won 2011*
Liberal	4	2
CPC	0	2
NDP	2	2

# Vancouver Suburbs: Liberals and Conservatives neck-in-neck in Vancouver suburbs; Greens up 10 points since 2015 election to 14%

Q

Decided Vote



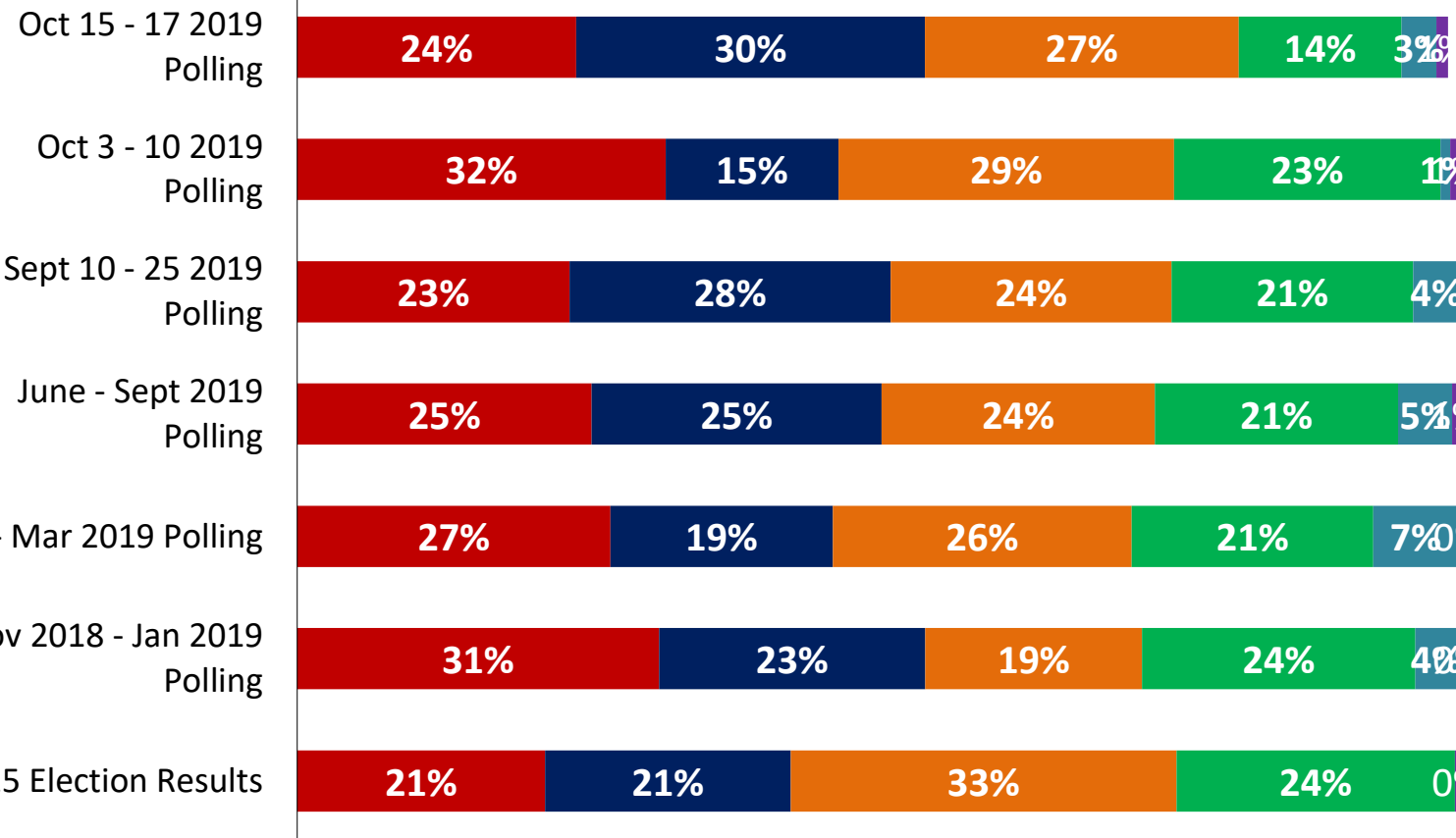
Party	Seats Won 2015	Seats Won 2011*
Liberal	11	0
CPC	2	12
NDP	3	4

# Vancouver Island: On Vancouver Island, the Conservatives pull ahead by 3 points over the NDP; Greens down 10 points since last

45

Q

Decided Vote



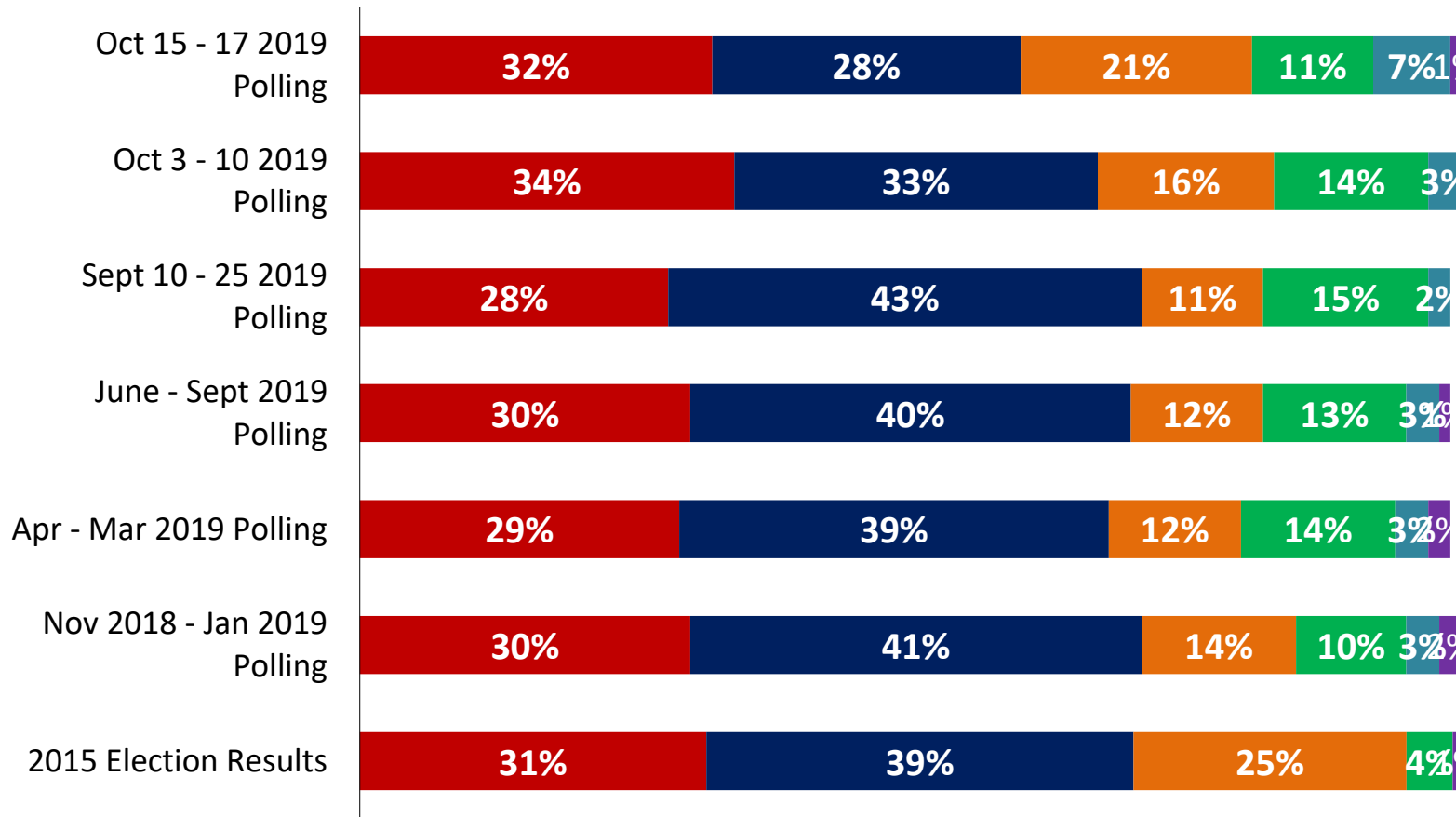
Party	Seats Won 2015	Seats Won 2011*
Liberal	0	0
CPC	0	2
NDP	6	4
Green	1	1

■ Liberal ■ Conservative ■ NDP ■ Green ■ People's Party ■ Other

# Rest of BC/Fraser Valley: The Conservatives drop 5 points since most recent poll, Liberals gain narrow lead over Conservatives by 4 points

Q

Decided Vote




■ Liberal ■ Conservative ■ NDP ■ Green ■ People's Party ■ Other

Party	Seats Won 2015	Seats Won 2011*
Liberal	1	0
CPC	5	8
NDP	3	1

# Appendix:

# Seat Cluster Definitions



## Defining the Seat Clusters

**This section outlines the precise definition of each seat cluster and which federal electoral districts it contains.**

For this analysis, we based the clusters on a few key definitions that are repeated throughout this section:

- **Stronghold:** A seat won by a party in *both* 2011 and 2015 by >10%
- **Competitive:** A seat won in either 2011 or 2015 by the party OR lost by an average of less than 10% across *both* elections (a seat can be competitive for multiple parties)
- **Two-way races** (e.g. LPC-CPC): Seats that are competitive for both listed parties, but for *no other* parties.
  - LPC-CPC note: These seats have a manual adjustment so that if the Liberals were competitive in 2015 but not 2011 they are still included.

Seats are assigned to clusters by a combination of the classifications above with regional breakdowns. Some special rules are used for Green Targets and 2015 3-way races and some manual adjustments are made to reflect special circumstances and are noted throughout.



# Seat Cluster Distribution by Region

	Vancouver Island	Lower Mainland	Rest of BC	Edmonton /Calgary	Rest of Alberta	Saskatoon /Regina	Winnipeg	Rest of Prairies	Toronto	Rest of GTA	Ontario: South/ West	Ontario: North/ East	Montreal: Anglophone ridings	Montreal: Francophone ridings	Quebec City Area	Rest of Quebec	Atlantic
Strong CPC		1	1	13	15	3		12		2	7	5			6		
Other LPC-CPC			4	5			5	1					1		2		
LPC-CPC Atlantic																	14
LPC-CPC Rest of Ontario											16	18					
LPC-CPC Toronto & GTA									8	25							
LPC-CPC Lower Mainland		11															
2015 3-Way		4	2			1	1	1			1	1			3		
Strong LPC		2				1			8	1		4	5	1			10
LPC-NDP Quebec													5	12	1	9	
LPC-NDP RoC		2					2	1	9	1	1	4					6
NDP Strong/Swing QC													1	3		10	
NDP Strong/Swing RoC		3	2	1		1		1			6	2					
Green Target	7	3									1	1		1			2
BQ Competitive														6	1	11	

## Strong CPC

Includes CPC stronghold seats (won in both 2011 & 2015 by >10%) OR CPC-only competitive seats (won in either 2011/2015 or lost by an average of <10%, and competitive for no other parties). 3 decisive CPC wins in Quebec city from 2015 are added manually to this group even though they technically are classified as competitive for the NDP because based on their strength in 2011.

Federal Electoral District	Province	Sub-region
Calgary Forest Lawn	Alberta	Edmonton/Calgary
Calgary Heritage	Alberta	Edmonton/Calgary
Calgary Midnapore	Alberta	Edmonton/Calgary
Calgary Nose Hill	Alberta	Edmonton/Calgary
Calgary Rocky Ridge	Alberta	Edmonton/Calgary
Calgary Shepard	Alberta	Edmonton/Calgary
Calgary Signal Hill	Alberta	Edmonton/Calgary
Edmonton Griesbach	Alberta	Edmonton/Calgary
Edmonton Manning	Alberta	Edmonton/Calgary
Edmonton Riverbend	Alberta	Edmonton/Calgary
Edmonton West	Alberta	Edmonton/Calgary
St. Albert--Edmonton	Alberta	Edmonton/Calgary
Sherwood Park--Fort Saskatchewan	Alberta	Edmonton/Calgary
Banff--Airdrie	Alberta	Rest of Alberta
Battle River--Crowfoot	Alberta	Rest of Alberta
Bow River	Alberta	Rest of Alberta
Edmonton--Wetaskiwin	Alberta	Rest of Alberta
Foothills	Alberta	Rest of Alberta
Fort McMurray--Cold Lake	Alberta	Rest of Alberta
Grande Prairie--Mackenzie	Alberta	Rest of Alberta
Lakeland	Alberta	Rest of Alberta
Lethbridge	Alberta	Rest of Alberta
Medicine Hat--Cardston--Warner	Alberta	Rest of Alberta
Peace River--Westlock	Alberta	Rest of Alberta
Red Deer--Mountain View	Alberta	Rest of Alberta
Red Deer--Lacombe	Alberta	Rest of Alberta
Sturgeon River--Parkland	Alberta	Rest of Alberta
Yellowhead	Alberta	Rest of Alberta

Federal Electoral District	Province	Sub-region
Abbotsford	British Columbia	Lower mainland
Prince George--Peace River--Northern Rockies	British Columbia	Rest of BC
Brandon--Souris	Manitoba	Rest of prairies
Dauphin--Swan River--Neepawa	Manitoba	Rest of prairies
Portage--Lisgar	Manitoba	Rest of prairies
Provencher	Manitoba	Rest of prairies
Selkirk--Interlake--Eastman	Manitoba	Rest of prairies
Haliburton--Kawartha Lakes--Brock	Ontario	Ontario: North/East
Lanark--Frontenac--Kingston	Ontario	Ontario: North/East
Renfrew--Nipissing--Pembroke	Ontario	Ontario: North/East
Stormont--Dundas--South Glengarry	Ontario	Ontario: North/East
York--Simcoe	Ontario	Ontario: North/East
Brantford--Brant	Ontario	Ontario: South/West
Elgin--Middlesex--London	Ontario	Ontario: South/West
Lambton--Kent--Middlesex	Ontario	Ontario: South/West
Niagara West	Ontario	Ontario: South/West
Oxford	Ontario	Ontario: South/West
Sarnia--Lambton	Ontario	Ontario: South/West
Wellington--Halton Hills	Ontario	Ontario: South/West
Oshawa	Ontario	Rest of GTA
Thornhill	Ontario	Rest of GTA

Federal Electoral District	Province	Sub-region
Beauce	Quebec	Quebec City Area
Bellechasse--Les Etchemins--Lévis	Quebec	Quebec City Area
Charlesbourg--Haute-Saint-Charles	Quebec	Quebec City Area
Lévis--Lotbinière	Quebec	Quebec City Area
Louis-Saint-Laurent	Quebec	Quebec City Area
Portneuf--Jacques-Cartier	Quebec	Quebec City Area
Battlefords--Lloydminster	Saskatchewan	Rest of prairies
Cypress Hills--Grasslands	Saskatchewan	Rest of prairies
Carlton Trail--Eagle Creek	Saskatchewan	Rest of prairies
Moose Jaw--Lake Centre--Lanigan	Saskatchewan	Rest of prairies
Prince Albert	Saskatchewan	Rest of prairies
Souris--Moose Mountain	Saskatchewan	Rest of prairies
Yorkton--Melville	Saskatchewan	Rest of prairies
Regina--Qu'Appelle	Saskatchewan	Saskatoon/Regina
Saskatoon--Grasswood	Saskatchewan	Saskatoon/Regina
Saskatoon--University	Saskatchewan	Saskatoon/Regina

# Strong LPC

Includes LPC stronghold seats (won in both 2011 & 2015 by >10%) OR LPC-only competitive seats (won in either 2011/2015 or lost by an average of <10%, and competitive for no other parties).

Federal Electoral District	Province	Sub-region
Vancouver Centre	British Columbia	Lower mainland
Vancouver Quadra	British Columbia	Lower mainland
Beauséjour	New Brunswick	Atlantic
Bonavista--Burin--Trinity	Newfoundland and Labrador	Atlantic
Coast Of Bays--Central--Notre Dame	Newfoundland and Labrador	Atlantic
Long Range Mountains	Newfoundland and Labrador	Atlantic
Cape Breton--Canso	Nova Scotia	Atlantic
Halifax West	Nova Scotia	Atlantic
Kings--Hants	Nova Scotia	Atlantic
Sydney--Victoria	Nova Scotia	Atlantic
Kingston And The Islands	Ontario	Ontario: North/East
Nipissing--Timiskaming	Ontario	Ontario: North/East
Ottawa South	Ontario	Ontario: North/East
Ottawa--Vanier	Ontario	Ontario: North/East
Markham--Thornhill	Ontario	Rest of GTA
Don Valley East	Ontario	Toronto
Etobicoke North	Ontario	Toronto
Toronto--St. Paul's	Ontario	Toronto
Scarborough--Agincourt	Ontario	Toronto
Scarborough--Guildwood	Ontario	Toronto
Scarborough--Rouge Park	Ontario	Toronto
Toronto Centre	Ontario	Toronto
Humber River--Black Creek	Ontario	Toronto
Cardigan	Prince Edward Island	Atlantic
Charlottetown	Prince Edward Island	Atlantic
Lac-Saint-Louis	Quebec	Montreal: Anglophone ridings
Notre-Dame-De-Grâce--Westmount	Quebec	Montreal: Anglophone ridings
Papineau	Quebec	Montreal: Anglophone ridings
Saint-Laurent	Quebec	Montreal: Anglophone ridings
Saint-Léonard--Saint-Michel	Quebec	Montreal: Anglophone ridings
Bourassa	Quebec	Montreal: Francophone ridings
Regina--Wascana	Saskatchewan	Saskatoon/Regina

# LPC-CPC GTA

Includes LPC-CPC seats (competitive for both the LPC and CPC, but no other parties) in the Greater Toronto Area.

Federal Electoral District	Province	Sub-region
Ajax	Ontario	Rest of GTA
Aurora--Oak Ridges--Richmond Hill	Ontario	Rest of GTA
Brampton Centre	Ontario	Rest of GTA
Brampton North	Ontario	Rest of GTA
Brampton South	Ontario	Rest of GTA
Brampton West	Ontario	Rest of GTA
Burlington	Ontario	Rest of GTA
Durham	Ontario	Rest of GTA
King--Vaughan	Ontario	Rest of GTA
Markham--Stouffville	Ontario	Rest of GTA
Markham--Unionville	Ontario	Rest of GTA
Milton	Ontario	Rest of GTA
Mississauga Centre	Ontario	Rest of GTA
Mississauga East--Cooksville	Ontario	Rest of GTA
Mississauga--Erin Mills	Ontario	Rest of GTA
Mississauga--Lakeshore	Ontario	Rest of GTA
Mississauga--Malton	Ontario	Rest of GTA
Mississauga--Streetsville	Ontario	Rest of GTA
Newmarket--Aurora	Ontario	Rest of GTA
Oakville	Ontario	Rest of GTA
Oakville North--Burlington	Ontario	Rest of GTA
Pickering--Uxbridge	Ontario	Rest of GTA
Richmond Hill	Ontario	Rest of GTA
Vaughan--Woodbridge	Ontario	Rest of GTA
Whitby	Ontario	Rest of GTA
Don Valley North	Ontario	Toronto
Don Valley West	Ontario	Toronto
Eglinton--Lawrence	Ontario	Toronto
Etobicoke Centre	Ontario	Toronto
Etobicoke--Lakeshore	Ontario	Toronto
Scarborough Centre	Ontario	Toronto
Willowdale	Ontario	Toronto
York Centre	Ontario	Toronto

# LPC-CPC Rest of Ontario

Includes LPC-CPC seats (competitive for both the LPC and CPC, but no other parties) in the rest of Ontario.

Federal Electoral District	Province	Sub-region
Barrie--Innisfil	Ontario	Ontario: North/East
Barrie--Springwater--Oro-Medonte	Ontario	Ontario: North/East
Bay Of Quinte	Ontario	Ontario: North/East
Dufferin--Caledon	Ontario	Ontario: North/East
Glengarry--Prescott--Russell	Ontario	Ontario: North/East
Hastings--Lennox And Addington	Ontario	Ontario: North/East
Kanata--Carleton	Ontario	Ontario: North/East
Leeds--Grenville--Thousand Islands And Rideau Lakes	Ontario	Ontario: North/East
Nepean	Ontario	Ontario: North/East
Northumberland--Peterborough South	Ontario	Ontario: North/East
Orléans	Ontario	Ontario: North/East
Ottawa West--Nepean	Ontario	Ontario: North/East
Parry Sound--Muskoka	Ontario	Ontario: North/East
Peterborough--Kawartha	Ontario	Ontario: North/East
Carleton	Ontario	Ontario: North/East
Sault Ste. Marie	Ontario	Ontario: North/East
Simcoe--Grey	Ontario	Ontario: North/East
Simcoe North	Ontario	Ontario: North/East
Bruce--Grey--Owen Sound	Ontario	Ontario: South/West
Cambridge	Ontario	Ontario: South/West
Chatham-Kent--Leamington	Ontario	Ontario: South/West
Flamborough--Glanbrook	Ontario	Ontario: South/West
Haldimand--Norfolk	Ontario	Ontario: South/West
Hamilton West--Ancaster--Dundas	Ontario	Ontario: South/West
Huron--Bruce	Ontario	Ontario: South/West
Kitchener Centre	Ontario	Ontario: South/West
Kitchener--Conestoga	Ontario	Ontario: South/West
Kitchener South--Hespeler	Ontario	Ontario: South/West
London North Centre	Ontario	Ontario: South/West
London West	Ontario	Ontario: South/West
Niagara Falls	Ontario	Ontario: South/West
Perth--Wellington	Ontario	Ontario: South/West

# LPC-CPC Lower Mainland

Includes LPC-CPC seats (competitive for both the LPC and CPC, but no other parties) in the Lower Mainland.

Federal Electoral District	Province	Sub-region
Chilliwack--Hope	British Columbia	Lower mainland
Cloverdale--Langley City	British Columbia	Lower mainland
Delta	British Columbia	Lower mainland
Fleetwood--Port Kells	British Columbia	Lower mainland
Langley--Aldergrove	British Columbia	Lower mainland
Mission--Matsqui--Fraser Canyon	British Columbia	Lower mainland
Richmond Centre	British Columbia	Lower mainland
South Surrey--White Rock	British Columbia	Lower mainland
Steveston--Richmond East	British Columbia	Lower mainland
Vancouver Granville	British Columbia	Lower mainland
Vancouver South	British Columbia	Lower mainland

# LPC-CPC Atlantic Canada

Includes LPC-CPC seats (competitive for both the LPC and CPC, but no other parties) in Atlantic Canada.

Federal Electoral District	Province	Sub-region
Fundy Royal	New Brunswick	Atlantic
Madawaska--Restigouche	New Brunswick	Atlantic
Miramichi--Grand Lake	New Brunswick	Atlantic
Moncton--Riverview--Dieppe	New Brunswick	Atlantic
New Brunswick Southwest	New Brunswick	Atlantic
Saint John--Rothesay	New Brunswick	Atlantic
Tobique--Mactaquac	New Brunswick	Atlantic
Avalon	Newfoundland and Labrador	Atlantic
Labrador	Newfoundland and Labrador	Atlantic
Central Nova	Nova Scotia	Atlantic
Cumberland--Colchester	Nova Scotia	Atlantic
South Shore--St. Margarets	Nova Scotia	Atlantic
West Nova	Nova Scotia	Atlantic
Egmont	Prince Edward Island	Atlantic

## Other LPC-CPC

Includes all other LPC-CPC seats (competitive for both the LPC and CPC, but no other parties). Three of these are in Quebec, five in rural BC, and eleven in the prairies/Alberta.

Federal Electoral District	Province	Sub-region
Calgary Centre	Alberta	Edmonton/Calgary
Calgary Confederation	Alberta	Edmonton/Calgary
Calgary Skyview	Alberta	Edmonton/Calgary
Edmonton Centre	Alberta	Edmonton/Calgary
Edmonton Mill Woods	Alberta	Edmonton/Calgary
Cariboo--Prince George	British Columbia	Rest of BC
Central Okanagan--Similkameen--Nicola	British Columbia	Rest of BC
Kelowna--Lake Country	British Columbia	Rest of BC
North Okanagan--Shuswap	British Columbia	Rest of BC
Charleswood--St. James--Assiniboia--Headingley	Manitoba	Winnipeg
Kildonan--St. Paul	Manitoba	Winnipeg
Saint Boniface--Saint Vital	Manitoba	Winnipeg
Winnipeg South	Manitoba	Winnipeg
Winnipeg South Centre	Manitoba	Winnipeg
Nunavut	Nunavut	Territories
Mount Royal	Quebec	Montreal: Anglophone ridings
Beauport--Côte-De-Beaupré--Île D'orléans--Charlevoix	Quebec	Quebec City Area
Mégantic--L'érable	Quebec	Quebec City Area
Yukon	Yukon	Territories



# LPC-NDP Quebec

Includes LPC-NDP seats (competitive for both the LPC and CPC, but no other parties) in Quebec.

Federal Electoral District	Province	Sub-region
Ahuntsic-Cartierville	Quebec	Montreal: Anglophone ridings
Dorval--Lachine--Lasalle	Quebec	Montreal: Anglophone ridings
Laval--Les Îles	Quebec	Montreal: Anglophone ridings
Pierrefonds--Dollard	Quebec	Montreal: Anglophone ridings
Ville-Marie--Le Sud-Ouest--Île-Des-Soeurs	Quebec	Montreal: Anglophone ridings
Alfred-Pellan	Quebec	Montreal: Francophone ridings
Thérèse-De Blainville	Quebec	Montreal: Francophone ridings
Brossard--Saint-Lambert	Quebec	Montreal: Francophone ridings
Honoré-Mercier	Quebec	Montreal: Francophone ridings
Hull--Aylmer	Quebec	Montreal: Francophone ridings
La Prairie	Quebec	Montreal: Francophone ridings
Lasalle--Émard--Verdun	Quebec	Montreal: Francophone ridings
Longueuil--Charles-Lemoyne	Quebec	Montreal: Francophone ridings
Rivière-Des-Mille-Îles	Quebec	Montreal: Francophone ridings
Marc-Aurèle-Fortin	Quebec	Montreal: Francophone ridings
Vaudreuil--Soulanges	Quebec	Montreal: Francophone ridings
Vimy	Quebec	Montreal: Francophone ridings
Louis-Hébert	Quebec	Quebec City Area
Argenteuil--La Petite-Nation	Quebec	Rest of Quebec
Brome--Missisquoi	Quebec	Rest of Quebec
Châteauguay--Lacolle	Quebec	Rest of Quebec
Compton--Stanstead	Quebec	Rest of Quebec
Gatineau	Quebec	Rest of Quebec
Pontiac	Quebec	Rest of Quebec
Saint-Jean	Quebec	Rest of Quebec
Saint-Maurice--Champlain	Quebec	Rest of Quebec
Shefford	Quebec	Rest of Quebec

# LPC-NDP Rest of Canada

Includes LPC-NDP seats (competitive for both the LPC and CPC, but no other parties) in the rest of Canada.

Federal Electoral District	Province	Sub-region
Surrey Centre	British Columbia	Lower mainland
Surrey--Newton	British Columbia	Lower mainland
Winnipeg Centre	Manitoba	Winnipeg
Winnipeg North	Manitoba	Winnipeg
Acadie--Bathurst	New Brunswick	Atlantic
St. John's East	Newfoundland and Labrador	Atlantic
St. John's South--Mount Pearl	Newfoundland and Labrador	Atlantic
Northwest Territories	Northwest Territories	Territories
Dartmouth--Cole Harbour	Nova Scotia	Atlantic
Halifax	Nova Scotia	Atlantic
Sackville--Preston--Chezzetcook	Nova Scotia	Atlantic
Nickel Belt	Ontario	Ontario: North/East
Ottawa Centre	Ontario	Ontario: North/East
Sudbury	Ontario	Ontario: North/East
Thunder Bay--Rainy River	Ontario	Ontario: North/East
Hamilton East--Stoney Creek	Ontario	Ontario: South/West
Brampton East	Ontario	Rest of GTA
Beaches--East York	Ontario	Toronto
Davenport	Ontario	Toronto
Parkdale--High Park	Ontario	Toronto
Scarborough North	Ontario	Toronto
Scarborough Southwest	Ontario	Toronto
Spadina--Fort York	Ontario	Toronto
Toronto--Danforth	Ontario	Toronto
University--Rosedale	Ontario	Toronto
York South--Weston	Ontario	Toronto

## NDP Strong/Swing Quebec

Includes NDP stronghold seats (won in both 2011 & 2015 by >10%) or swing seats (competitive for the NDP, but potentially also other parties as well: won in either 2011/2015 or lost by an average of <10% across both elections) in Quebec. Excludes NDP-LPC races, which make up their own group.

Federal Electoral District	Province	Sub-region
Outremont	Quebec	Montreal: Anglophone ridings
Laurier--Sainte-Marie	Quebec	Montreal: Francophone ridings
Longueuil--Saint-Hubert	Quebec	Montreal: Francophone ridings
Rosemont--La Petite-Patrie	Quebec	Montreal: Francophone ridings
Abitibi--Baie-James--Nunavik--Eeyou	Quebec	Rest of Quebec
Abitibi--Témiscamingue	Quebec	Rest of Quebec
Berthier--Maskinongé	Quebec	Rest of Quebec
Rimouski-Neigette--Témiscouata--Les Basques	Quebec	Rest of Quebec
Drummond	Quebec	Rest of Quebec
Jonquière	Quebec	Rest of Quebec
Lac-Saint-Jean	Quebec	Rest of Quebec
Saint-Hyacinthe--Bagot	Quebec	Rest of Quebec
Sherbrooke	Quebec	Rest of Quebec
Trois-Rivières	Quebec	Rest of Quebec

## NDP Strong/Swing Rest of Canada

Includes NDP stronghold seats (won in both 2011 & 2015 by >10%) or swing seats (competitive for the NDP, but potentially also other parties as well: won in either 2011/2015 or lost by an average of <10% across both elections) outside of Quebec. Excludes NDP-LPC races, which make up their own group. Burnaby South was added to this category manually based on the by-election result (based on the 2015 result it would be classified as a 3-way race).

Federal Electoral District	Province	Sub-region
Edmonton Strathcona	Alberta	Edmonton/Calgary
Burnaby South	British Columbia	Lower mainland
New Westminster--Burnaby	British Columbia	Lower mainland
Vancouver Kingsway	British Columbia	Lower mainland
Kootenay--Columbia	British Columbia	Rest of BC
Skeena--Bulkley Valley	British Columbia	Rest of BC
Churchill--Keewatinook Aski	Manitoba	Rest of prairies
Algoma--Manitoulin--Kapusksing	Ontario	Ontario: North/East
Timmins--James Bay	Ontario	Ontario: North/East
Essex	Ontario	Ontario: South/West
Hamilton Centre	Ontario	Ontario: South/West
Hamilton Mountain	Ontario	Ontario: South/West
London--Fanshawe	Ontario	Ontario: South/West
Windsor--Tecumseh	Ontario	Ontario: South/West
Windsor West	Ontario	Ontario: South/West
Saskatoon West	Saskatchewan	Saskatoon/Regina

## BQ Competitive

Includes any seat marked as BQ competitive (won in either 2011/2015 or lost by an average of <10% across both elections) unless the seat is another party's stronghold (won by a party in 2011 & 2015 by >10%) or a Green Target.

Federal Electoral District	Province	Sub-region
Hochelaga	Quebec	Montreal: Francophone ridings
La Pointe-De-L'île	Quebec	Montreal: Francophone ridings
Mirabel	Quebec	Montreal: Francophone ridings
Montarville	Quebec	Montreal: Francophone ridings
Repentigny	Quebec	Montreal: Francophone ridings
Terrebonne	Quebec	Montreal: Francophone ridings
Richmond--Arthabaska	Quebec	Quebec City Area
Avignon--La Mitis--Matane--Matapédia	Quebec	Rest of Quebec
Bécancour--Nicolet--Saurel	Quebec	Rest of Quebec
Beloeil--Chambly	Quebec	Rest of Quebec
Chicoutimi--Le Fjord	Quebec	Rest of Quebec
Gaspésie--Les Îles-De-La-Madeleine	Quebec	Rest of Quebec
Joliette	Quebec	Rest of Quebec
Laurentides--Labelle	Quebec	Rest of Quebec
Manicouagan	Quebec	Rest of Quebec
Montcalm	Quebec	Rest of Quebec
Rivière-Du-Nord	Quebec	Rest of Quebec
Salaberry--Suroît	Quebec	Rest of Quebec

# Green Target

Any seat where the greens got  $\geq 8\%$  in 2015. Note that 7/15 of these seats are Vancouver Island.

Federal Electoral District	Province	Sub-region
North Vancouver	British Columbia	Lower mainland
Vancouver East	British Columbia	Lower mainland
West Vancouver--Sunshine Coast--Sea To Sky Country	British Columbia	Lower mainland
Courtenay--Alberni	British Columbia	Vancouver Island
Cowichan--Malahat--Langford	British Columbia	Vancouver Island
Nanaimo--Ladysmith	British Columbia	Vancouver Island
Esquimalt--Saanich--Sooke	British Columbia	Vancouver Island
Saanich--Gulf Islands	British Columbia	Vancouver Island
North Island--Powell River	British Columbia	Vancouver Island
Victoria	British Columbia	Vancouver Island
Fredericton	New Brunswick	Atlantic
Thunder Bay--Superior North	Ontario	Ontario: North/East
Guelph	Ontario	Ontario: South/West
Malpeque	Prince Edward Island	Atlantic
Pierre-Boucher--Les Patriotes--Verchères	Quebec	Montreal: Francophone ridings

## 2015 3-way Races

Includes any seat where the CPC, NDP, and LPC were all within 10 points in 2015, so long as it is not also a green target or BQ competitive seat.

Federal Electoral District	Province	Sub-region
Burnaby North--Seymour	British Columbia	Lower mainland
Coquitlam--Port Coquitlam	British Columbia	Lower mainland
Pitt Meadows--Maple Ridge	British Columbia	Lower mainland
Port Moody--Coquitlam	British Columbia	Lower mainland
Kamloops--Thompson--Cariboo	British Columbia	Rest of BC
South Okanagan--West Kootenay	British Columbia	Rest of BC
Elmwood--Transcona	Manitoba	Winnipeg
Kenora	Ontario	Ontario: North/East
Niagara Centre	Ontario	Ontario: South/West
Beauport--Limoilou	Quebec	Quebec City Area
Montmagny--L'islet--Kamouraska--Rivière-Du-Loup	Quebec	Quebec City Area
Québec	Quebec	Quebec City Area
Desnethé--Missinippi--Churchill River	Saskatchewan	Rest of prairies
Regina--Lewvan	Saskatchewan	Saskatoon/Regina



# Building Understanding.

*Personalized research to connect you and your audiences.*

For more information, please contact:

**Greg Lyle**

President

416-642-6429

[glyle@innovativeresearch.ca](mailto:glyle@innovativeresearch.ca)

**Innovative Research Group Inc.**

56 The Esplanade, Suite 310

Toronto ON | M5E 1A7

[www.innovativeresearch.ca](http://www.innovativeresearch.ca)