

# 2019 Election Political Landscape



October 8<sup>th</sup>-10<sup>th</sup>, 2019

# Methodology



These are the results of an online survey conducted between October 8<sup>th</sup> to 10<sup>th</sup>, 2019.

This online survey of 2,394 adult Canadians was conducted using INNOVATIVE's Canada 20/20 national research panel with additional respondents from Lucid, a leading provider of online sample. The results are weighted to n=2,200 based on Census data from Statistics Canada.

Respondents from the Canada 20/20 Panel and the Lucid constituent panels are recruited from a wide variety of sources to reflect the age, gender, region, and language characteristics of the country as a whole. Each survey is administered to a series of randomly selected samples from the panel and weighted to ensure that the overall sample's composition reflects that of the actual Canadian population according to Census data to provide results that are intended to approximate a probability sample.

INNOVATIVE provides each panellist with a unique URL via an email invitation so that only invited panel members are able to complete the survey, and panel members can only complete a particular survey once. Sub-regional quotas are set within regions to ensure there is a representative sample of respondents from across the entire region.


A total of 559 panelists started but did not finish the survey and another 220 panelists were screened out for exceeding age/gender/region quotas.

**Confidence:** This is a representative sample. However, since the online survey was not a random probability based sample, a margin of error cannot be calculated. Statements about margins of sampling error or population estimates do not apply to most online panels.

**Weighting:** Results for Canada are weighted by age, gender, and region to ensure that the overall sample's composition reflects that of the actual population according to Census data; in order to provide results that are intended to approximate a probability sample. Weighted and unweighted frequencies are reported in the table.

	Unweighted (n)	Unweighted (%)	Weighted (n)	Weighted (%)
<b>Males 18-34</b>	276	11.5%	306	13.9%
<b>Males 35-54</b>	368	15.4%	369	16.8%
<b>Males 55+</b>	432	18.0%	398	18.1%
<b>Females 18-34</b>	360	15.0%	299	13.6%
<b>Females 35-54</b>	441	18.4%	380	17.3%
<b>Females 55+</b>	517	21.6%	449	20.4%
<b>BC</b>	403	16.8%	299	13.6%
<b>Alberta</b>	237	9.9%	251	11.4%
<b>Prairies</b>	161	6.7%	147	6.7%
<b>Ontario</b>	913	38.1%	840	38.2%
<b>Quebec</b>	517	21.6%	513	23.3%
<b>Atlantic</b>	163	6.8%	149	6.8%

# Federal Vote

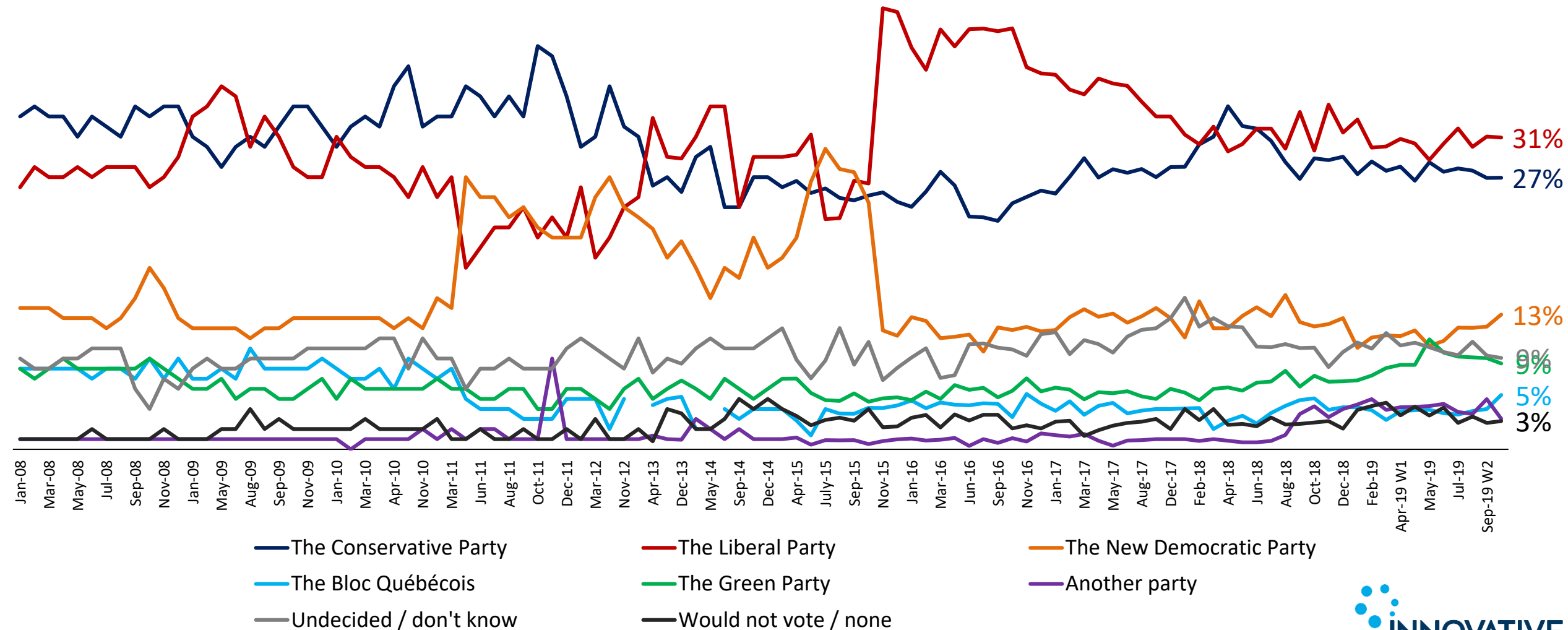


# Combined Federal Vote: Liberals (31%) and Conservatives (27%) steady since early September



If a federal election were held today, which party would you vote for? In that case, which party do you lean toward slightly? [VOTE + LEAN]

[asked of all respondents; n=2,200]



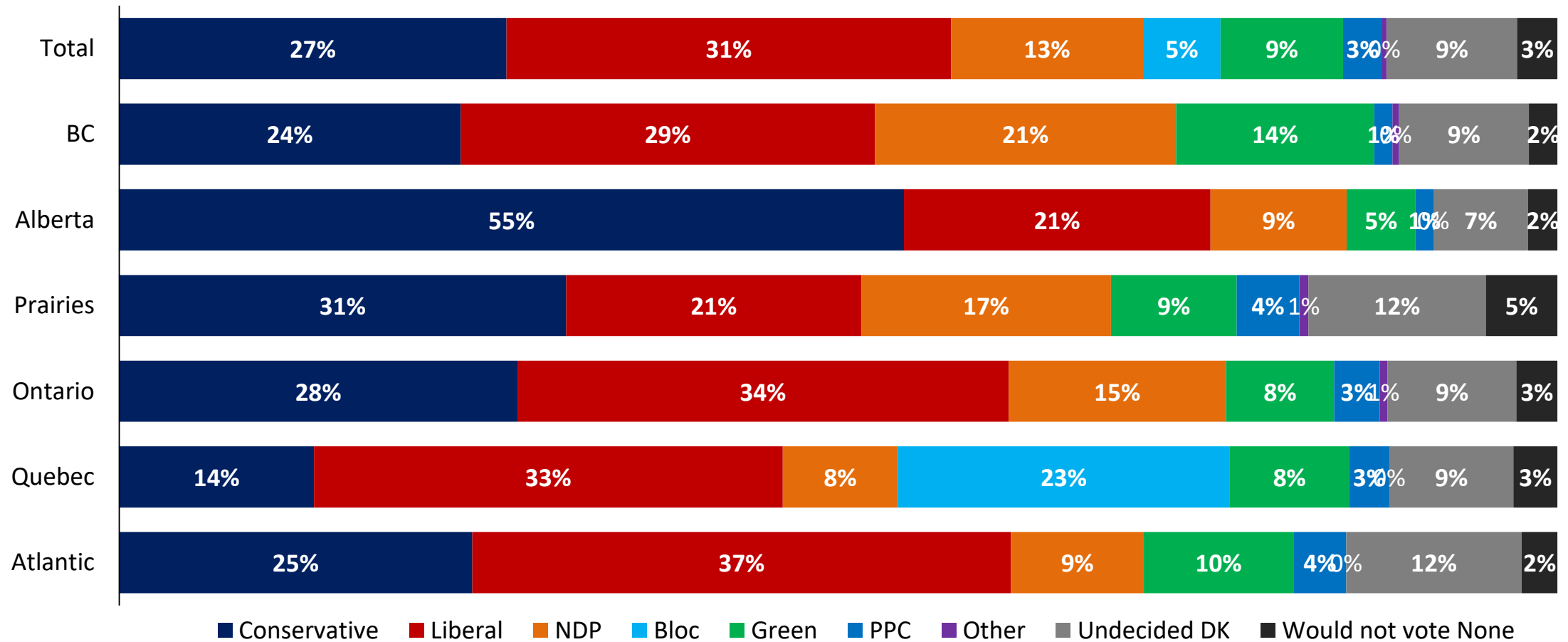
**Note:** People's Party of Canada has been added since September 2018, included in 'Another party'.

# Combined Federal Vote by Region: Liberals lead in Ontario and Quebec, while the CPC is ahead in Alberta and the Prairies



If a federal election were held today, which party would you vote for? In that case, which party do you lean toward slightly? [VOTE + LEAN]

[asked of all respondents; n=2,200]

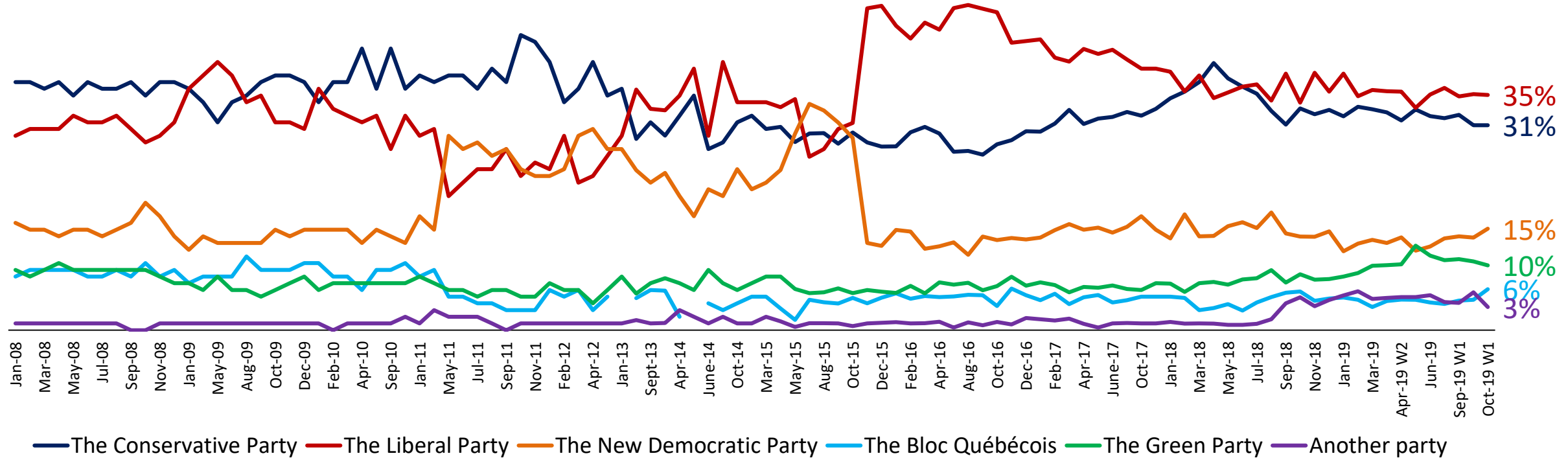


# Decided Federal Vote: The Liberals are steady since early September, maintain a four point lead over the Conservatives



If a federal election were held today, which party would you vote for? In that case, which party do you lean toward slightly? [DECIDED VOTE]

[showing only decided voters; n=1,939]

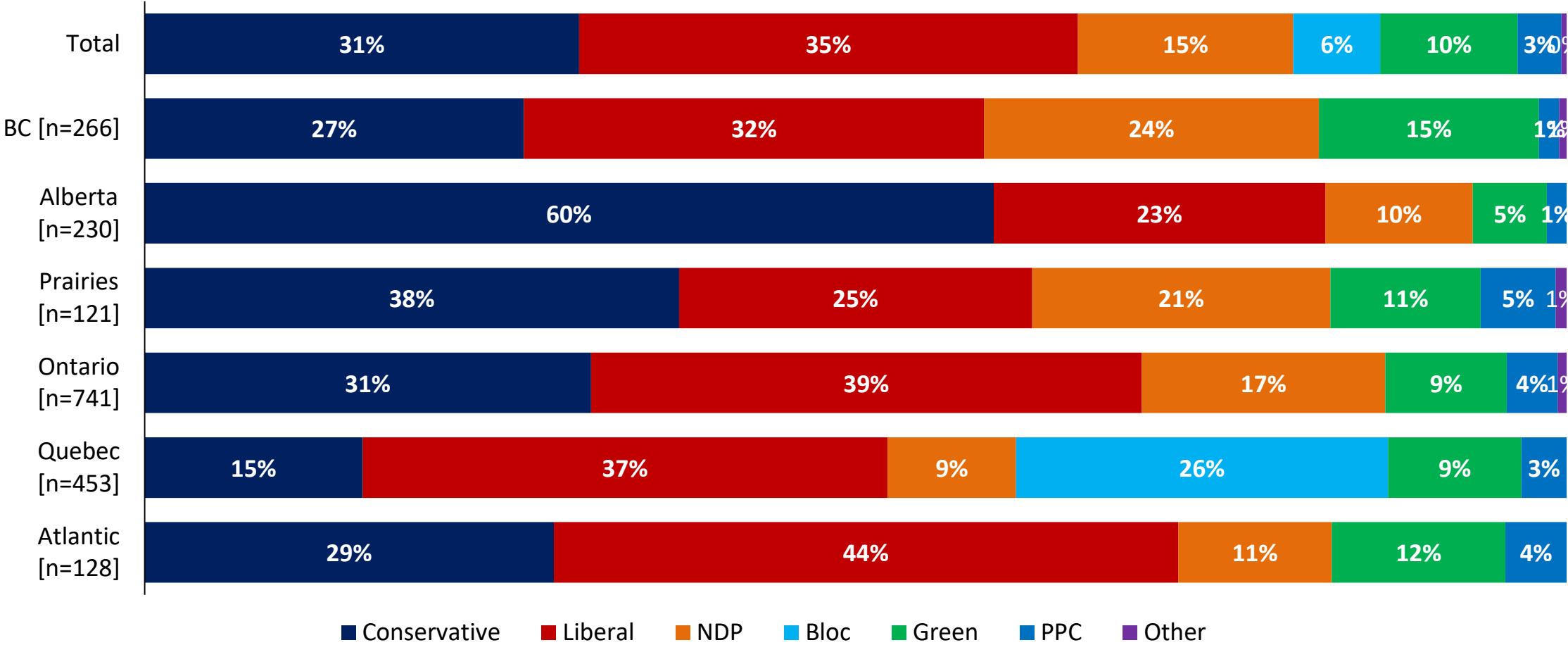


**Note:** People's Party of Canada has been added since September 2018, included in 'Another party'.

# Decided Federal Vote by Region: The Liberals hold substantial leads in Ontario and Quebec, while the CPC leads in Alberta and the Prairies



If a federal election were held today, which party would you vote for? In that case, which party do you lean toward slightly? [DECIDED]  
[showing only decided voters; n=1,939]

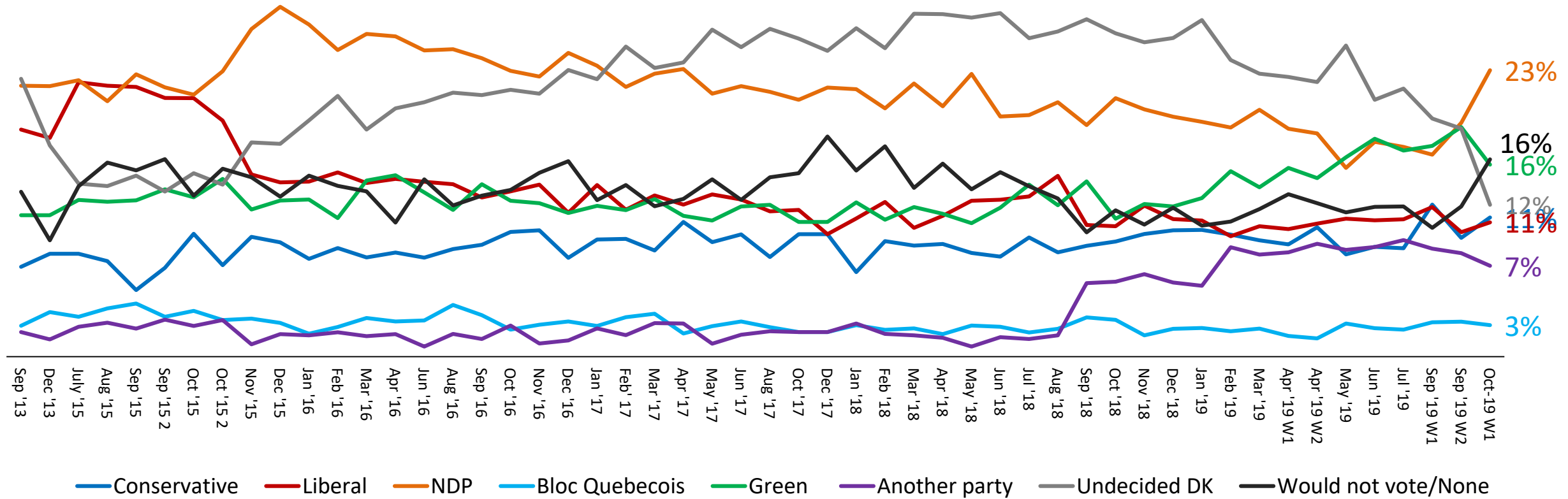


# Second Choice: NDP gains to 23% for second choice, Greens drop to 16%; Undecided down seven points to 12%



And which party would be your second choice?

[asked only of respondents who had a first choice, n=1,939]





# 2<sup>nd</sup> Choice by 1<sup>st</sup> Choice: 36% of Liberal voters say the NDP is their second choice, while another 20% say the Green Party is theirs

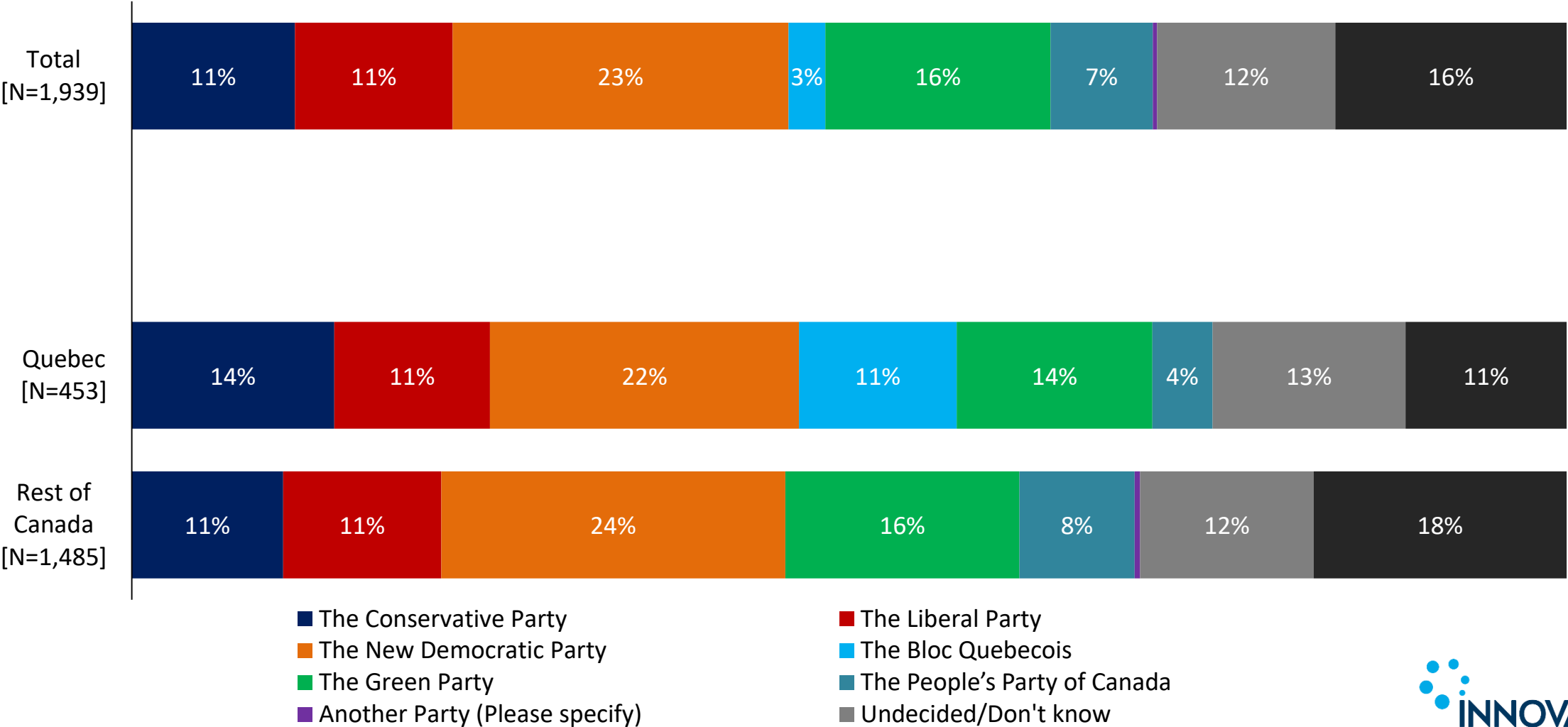
Q And which party would be your second choice? **BY** Combined Vote

		Combined Vote					
2 <sup>nd</sup> Choice		Conservative	Liberal	NDP	Bloc [QC Only]	Green	PPC/Other
	Conservative	n/a	15%	15%	24%	15%	28%
	Liberal	10%	n/a	33%	14%	16%	13%
	NDP	21%	36%	n/a	19%	30%	9%
	Bloc	3%	3%	1%	n/a	5%	6%
	Green	10%	20%	27%	15%	n/a	22%
	People’s Party	13%	3%	6%	8%	8%	0%
	Other	0%	0%	1%	0%	0%	4%
	Undecided/ Don’t know	14%	11%	12%	9%	19%	4%
	Would not vote/Nobody	28%	14%	6%	10%	7%	14%

# Second Choice: NDP leads on second choice in both Quebec and the rest of Canada

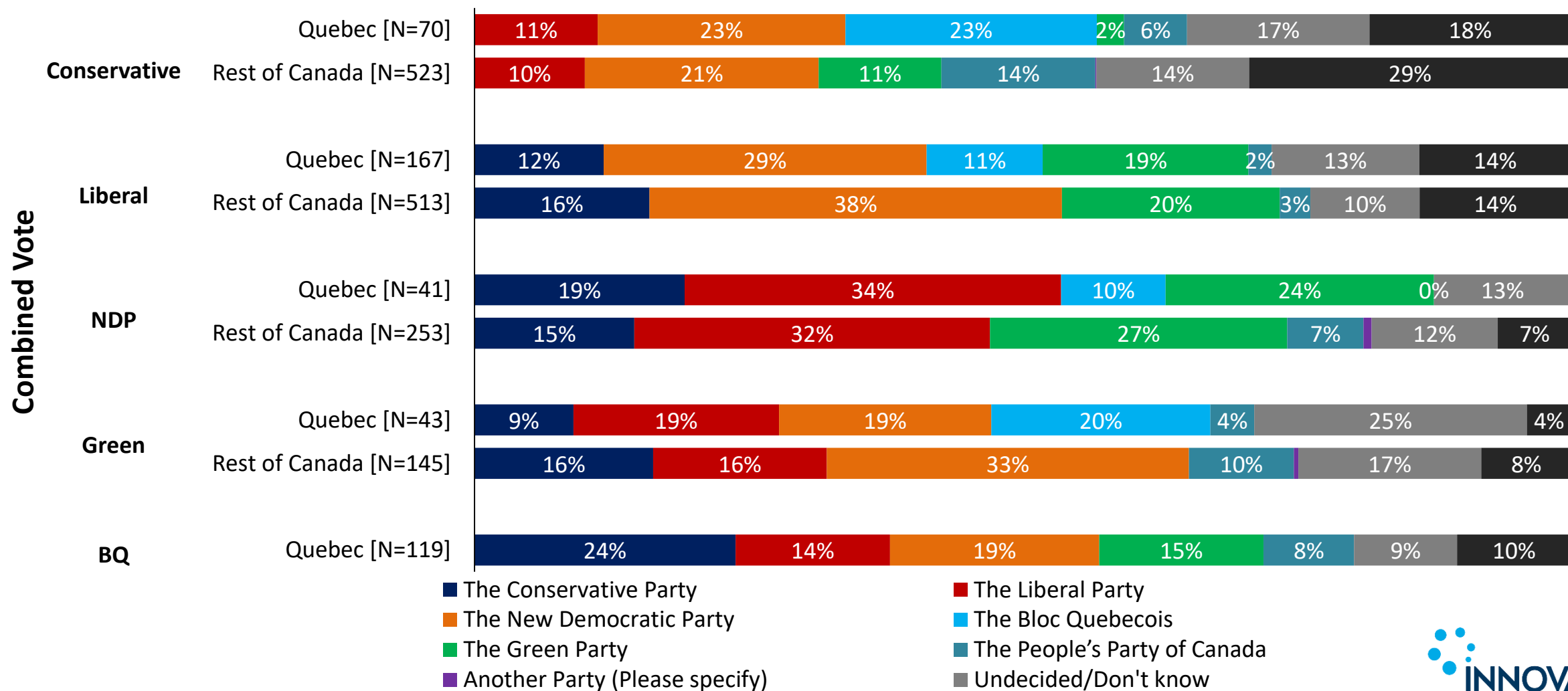


And which party would be your second choice?  
[asked only of respondents who had a first choice]




# 2<sup>nd</sup> Choice by 1<sup>st</sup> Choice: Outside of Quebec, the NDP are the clear top 2<sup>nd</sup> choice among Green and Liberal Voters <sup>11</sup>

Q And which party would be your second choice? **BY** Combined Vote  
[asked only of respondents who had a first choice]



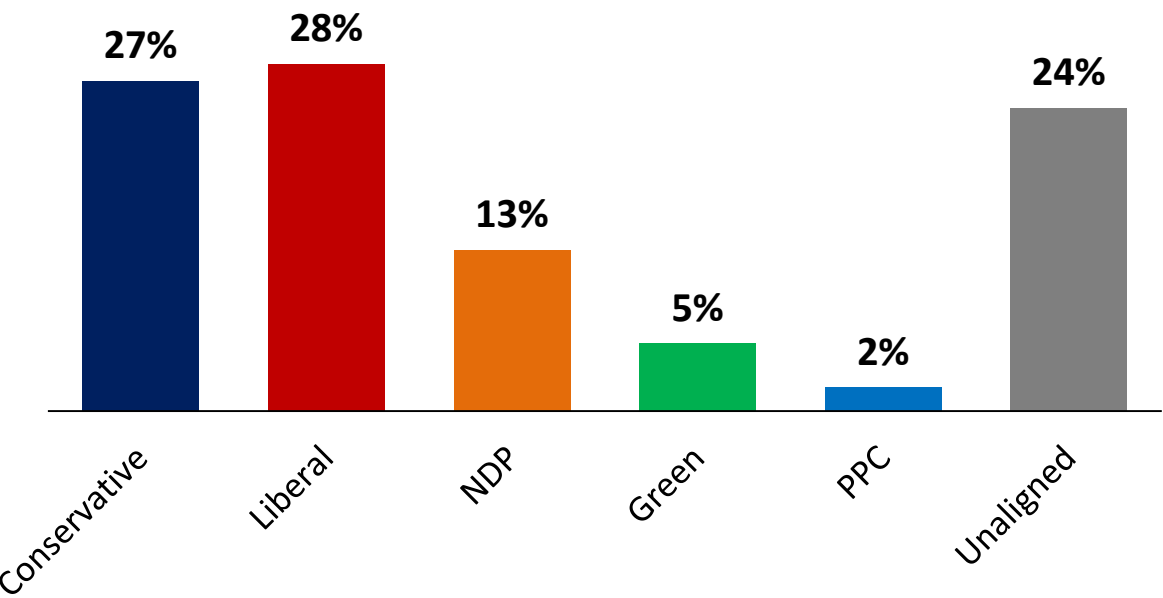
Party ID



# Federal Party ID: The Liberals and Conservatives are tied on ID outside of Quebec, but in Quebec the Liberals have a wide lead

Q Thinking about politics in Canada, generally speaking, do you think of yourself as a...  
[asked of all respondents; n=2,200]

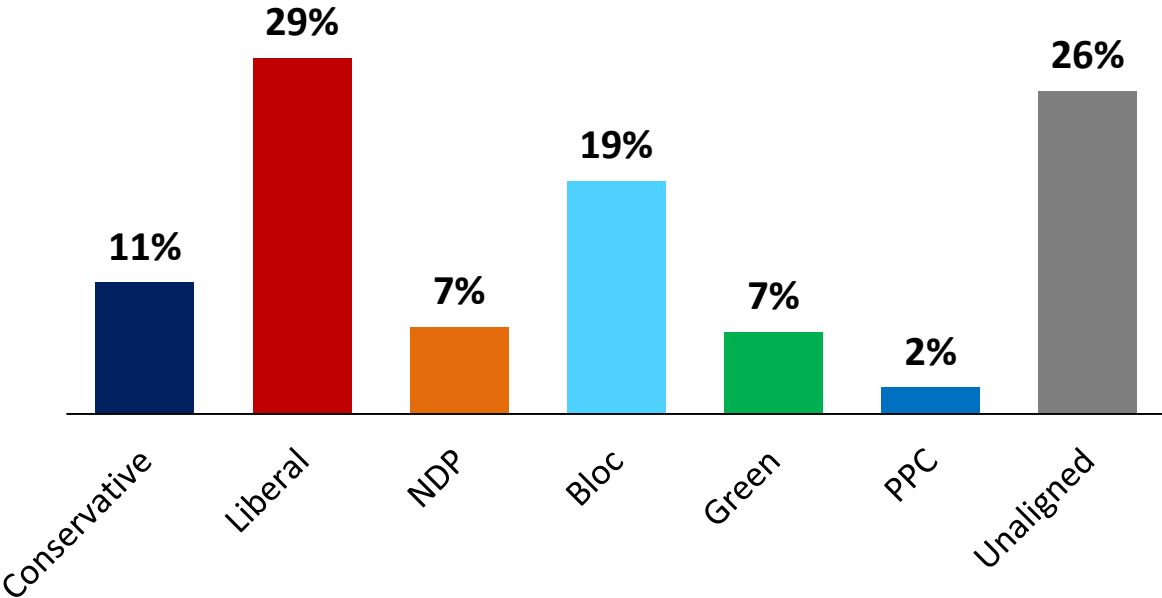
Rest of Canada



n=1,687

Note: Other (1%) not shown.

Quebec



n=513

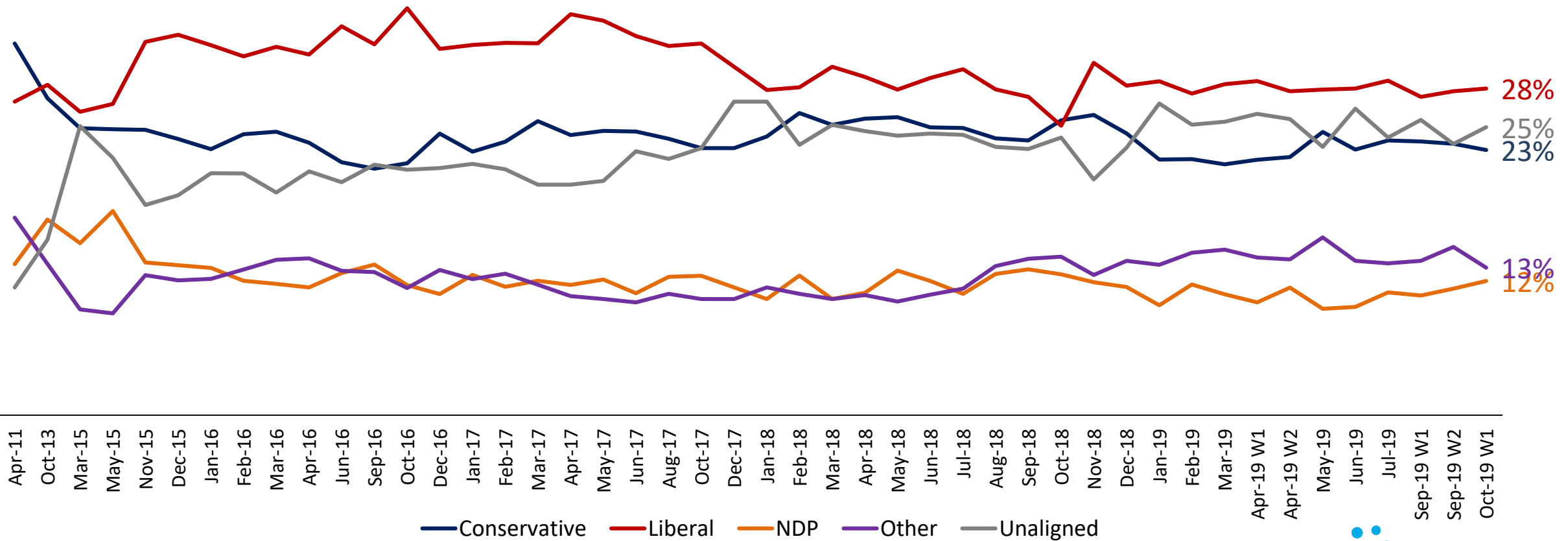
Note: Other (<1%) not shown.

# Federal Party ID: The Liberals (28%) lead on ID over the Conservatives (23%); 25% are unaligned



Thinking about politics in Canada, generally speaking, do you think of yourself as a...

[asked of all respondents; n=2,200]



# Vote by Party ID: 88% of Conservative partisans say they would vote CPC, while 85% of Liberals say they would vote for the LPC




Combined Vote BY Thinking about politics in Canada, generally speaking, do you think of yourself as a...

[asked of all respondents; n=2,200]

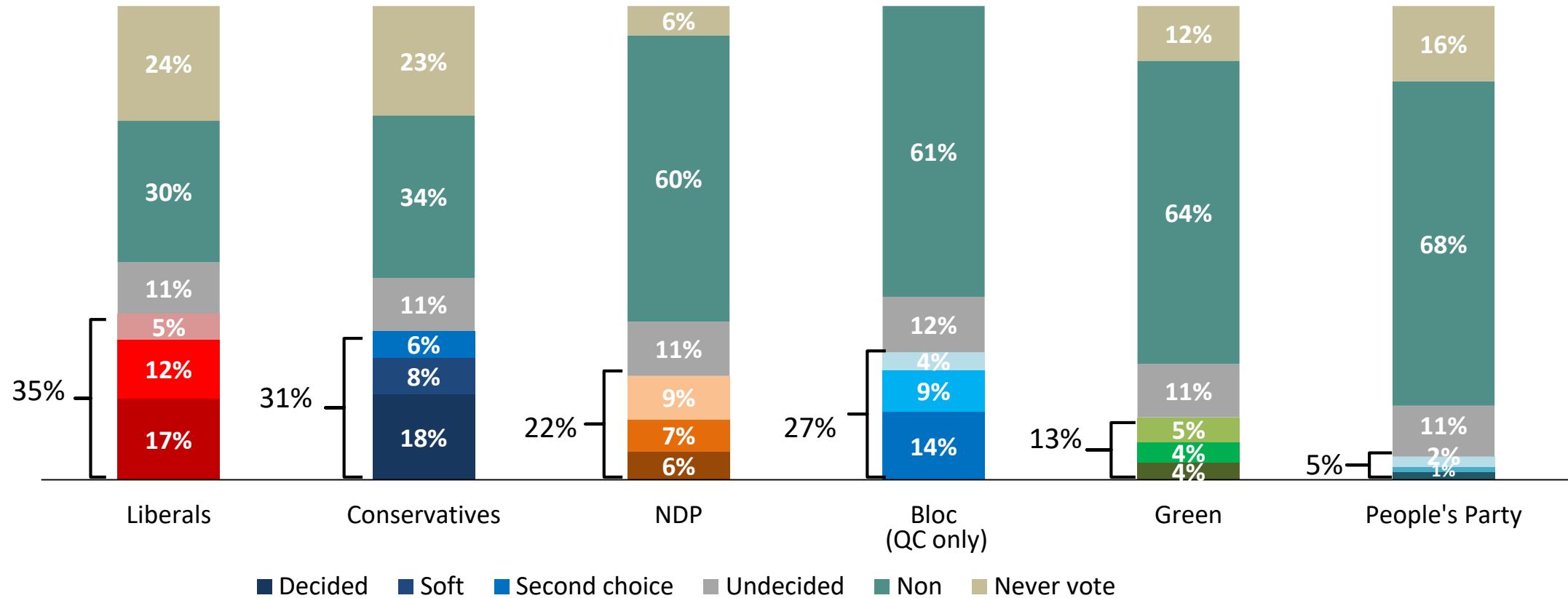
Combined Vote	Party ID						
	Conservative	Liberal	NDP	Bloc [QC Only]	Green	PPC/Other	Unaligned
	Conservative	88%	4%	7%	2%	1%	18%
	Liberal	4%	85%	13%	8%	7%	11%
	NDP	3%	4%	69%	0%	7%	17%
	Bloc	1%	0%	1%	83%	2%	2%
	Green	1%	3%	6%	3%	80%	5%
	People's Party	1%	1%	2%	2%	1%	35%
	Other	0%	0%	0%	0%	0%	3%
Undecided/ Don't know	2%	2%	1%	1%	1%	1%	5%
Would not vote/Nobody	0%	0%	0%	1%	1%	1%	5%

# Voter Pools





# Voter Pools: Liberal (35%) base slightly larger than CPC (31%) with more Soft Choice voters



**Decided:** Voting for the party, and have heard all they need to make up their mind

**Soft:** Voting for the party, but would like to hear more before making up their mind

**Second Choice:** The party is second choice, and they would like to hear more before making up their mind

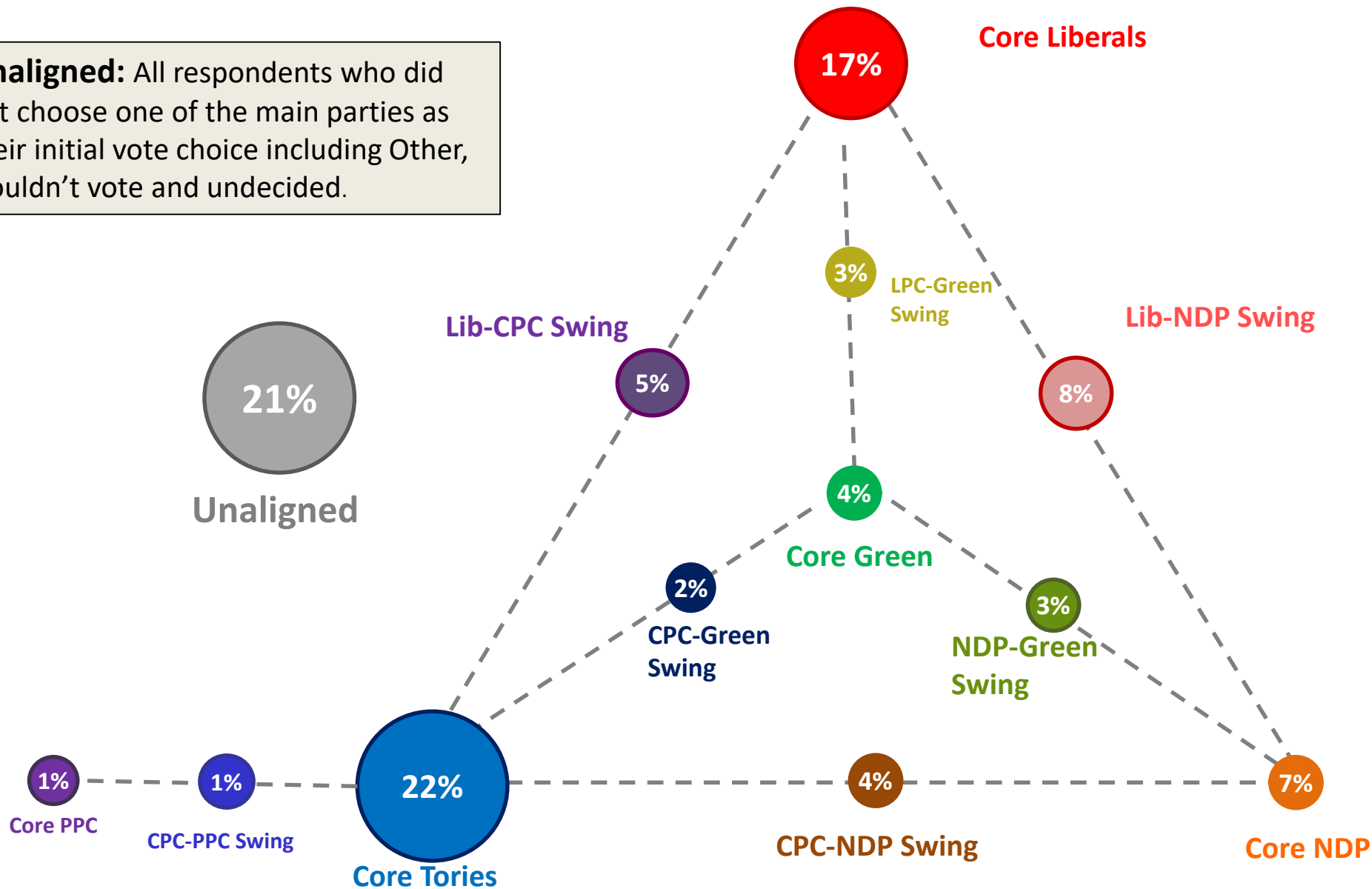
**Undecided:** Undecided voters

**Non-party:** Voting for another party and second choice is not for the party, or they have made up their mind

**Never vote:** Would never vote for that party


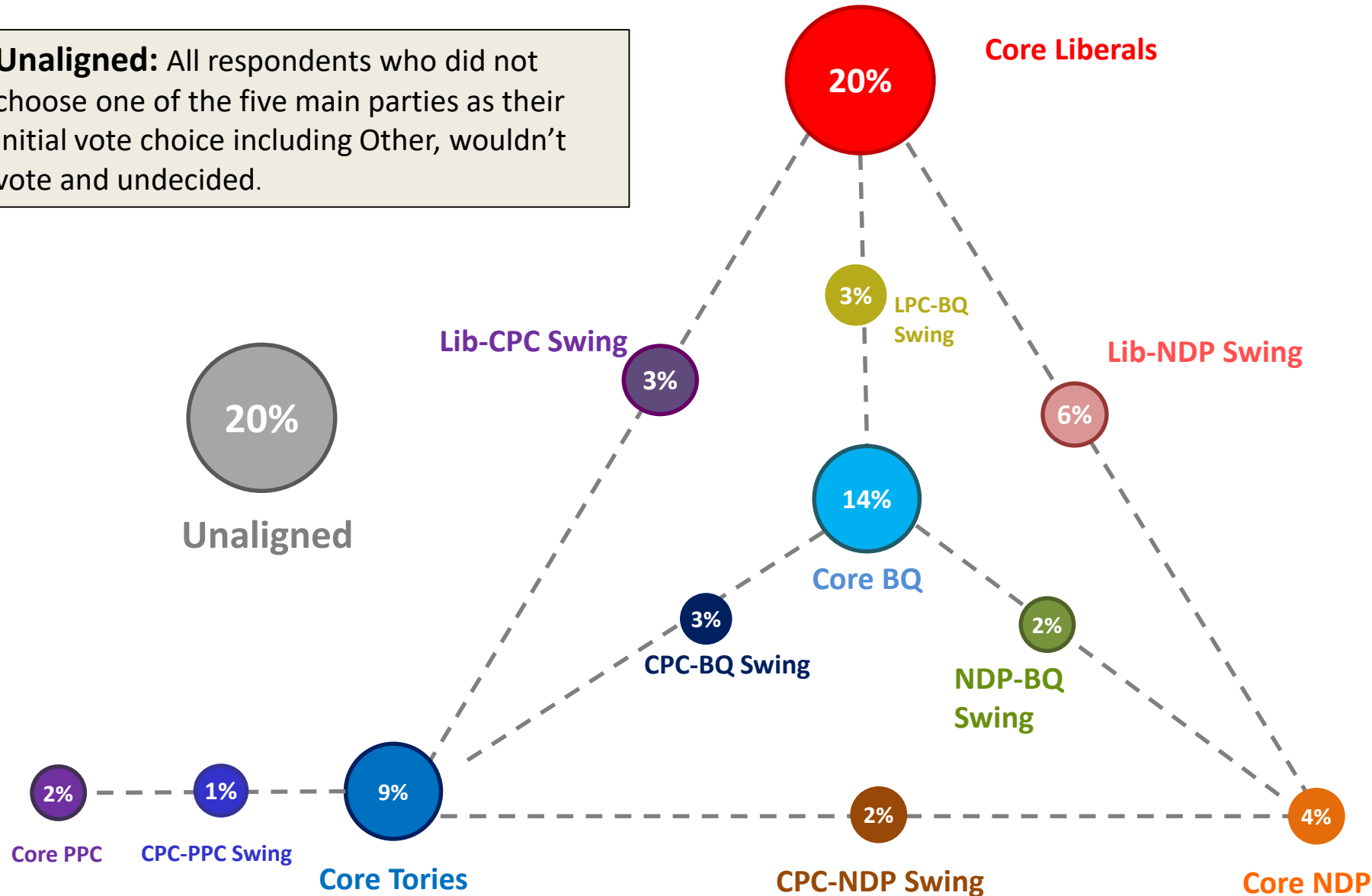
# Battleground Segments (Rest of Canada): Tory base slightly larger, but there are more Liberal swing voters

**Unaligned:** All respondents who did not choose one of the main parties as their initial vote choice including Other, wouldn't vote and undecided.




# Battleground Segments (Quebec): In Quebec, the Liberals have the largest pool of core voters and swing voters

**Unaligned:** All respondents who did not choose one of the five main parties as their initial vote choice including Other, wouldn't vote and undecided.



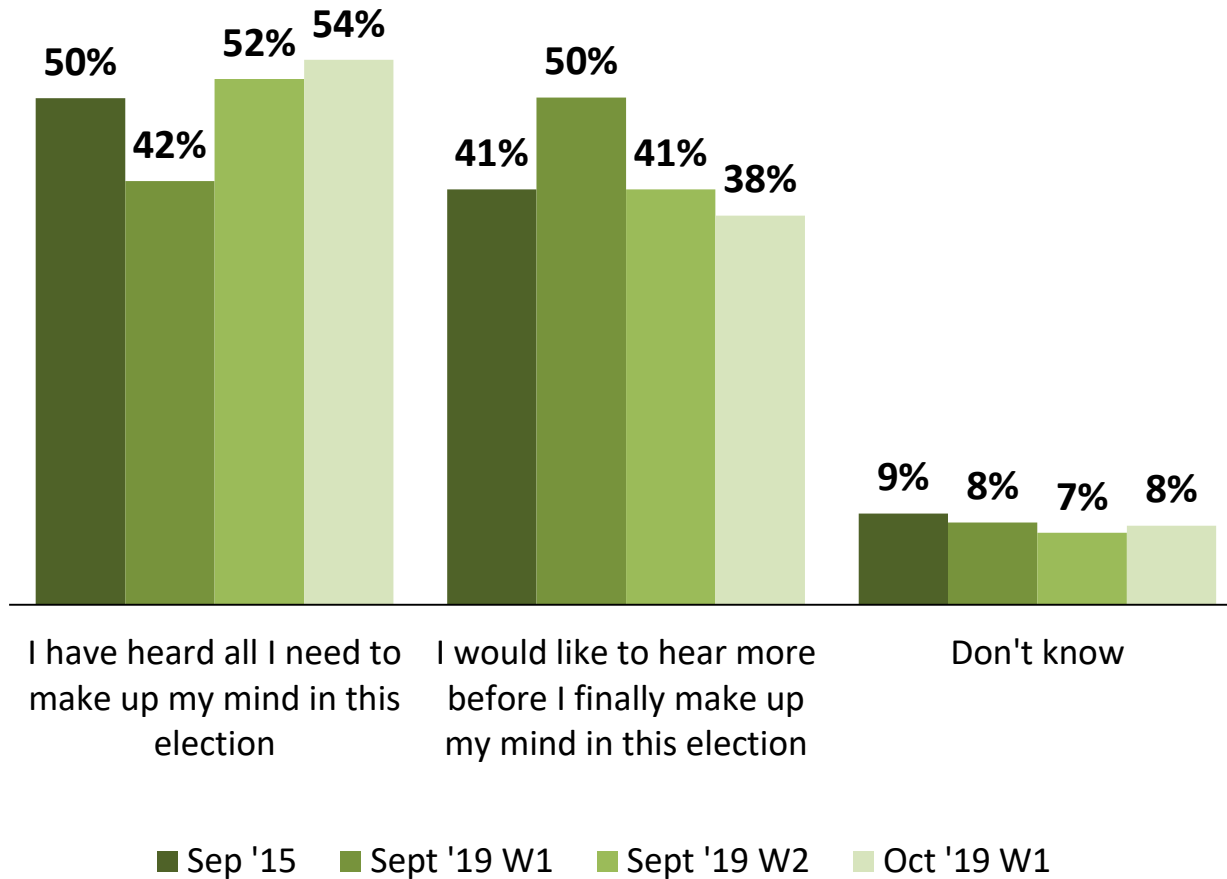
# Satisficing



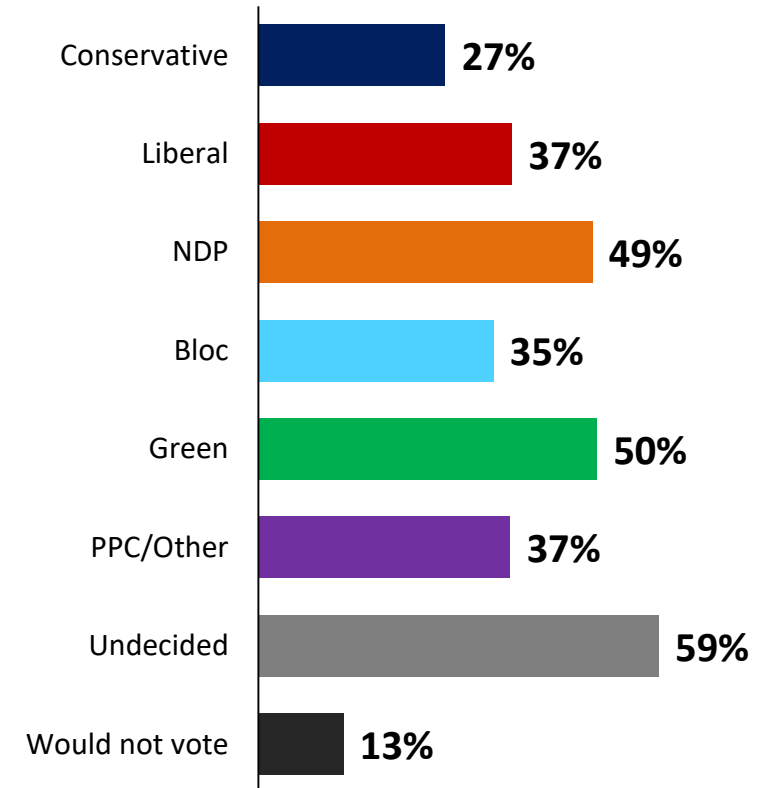
# Made up Mind: A majority have now made up their minds in the federal election



Which statement is closest to your view about the upcoming federal election?



% Would like to hear more  
By current combined vote choice

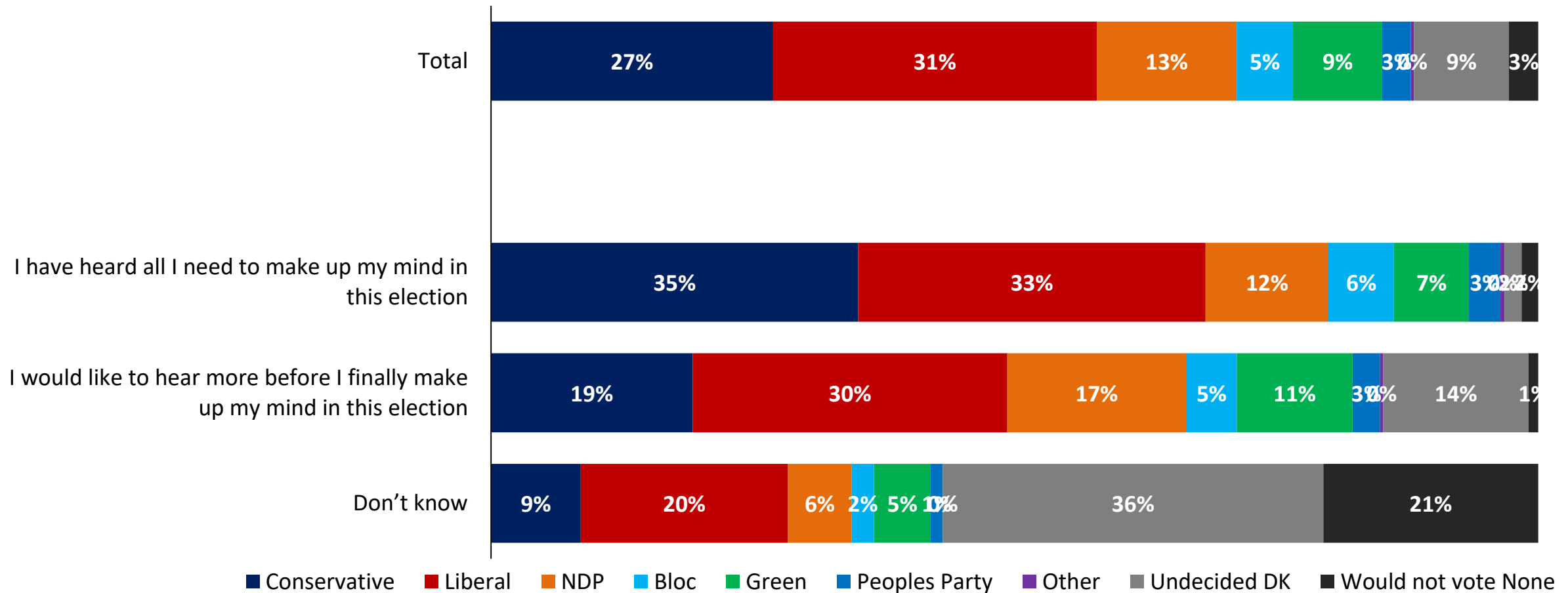


# Combined Vote by Certainty: The CPC (35%) are slightly ahead of the Liberals (33%) among those who have made up their minds




Combined vote by: Which statement is closest to your view about the upcoming federal election?

[asked of all respondents; n=2,200]

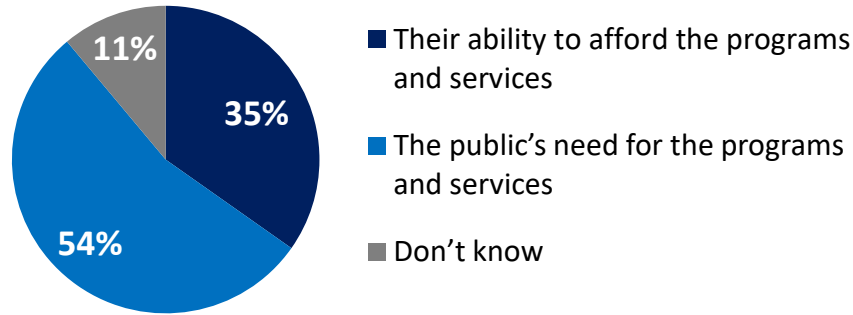


# 2015 Value Clusters: Where are we now?

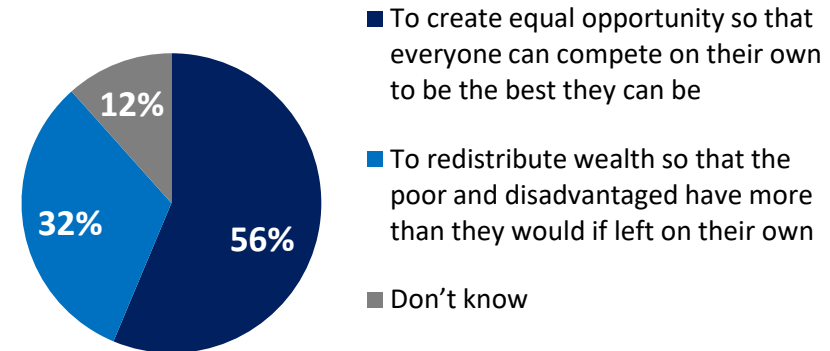


# Core Political Values: Tracked since the 2015 federal election

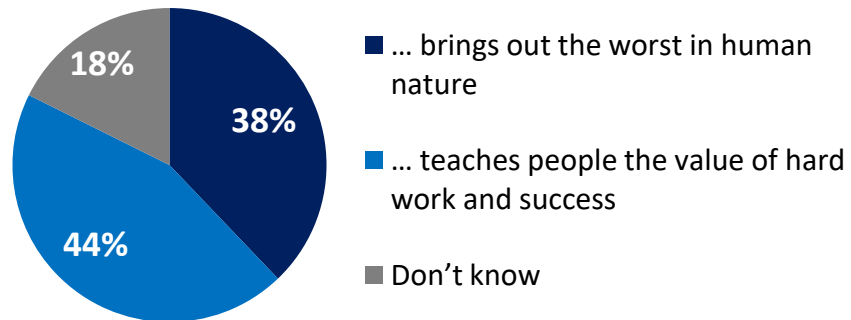
Q When governments make major decisions concerning spending on programs and services, do you think they should be based on ...?



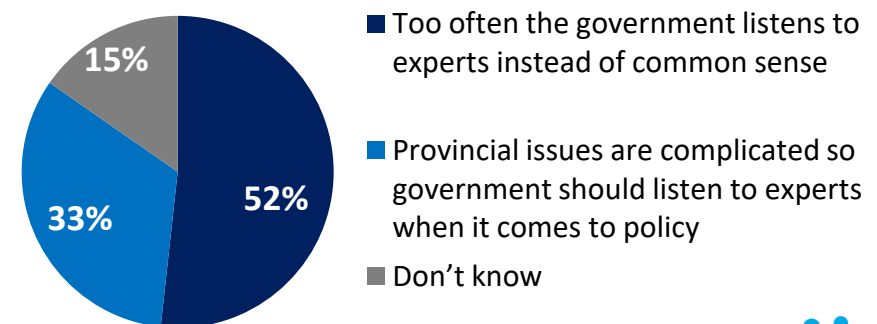
Q Is the main role of government ...?



Q Which one of the following statements comes closest to your view? The profit system ...



Q When it comes to government decision making, which of the following statements is closest to your view?

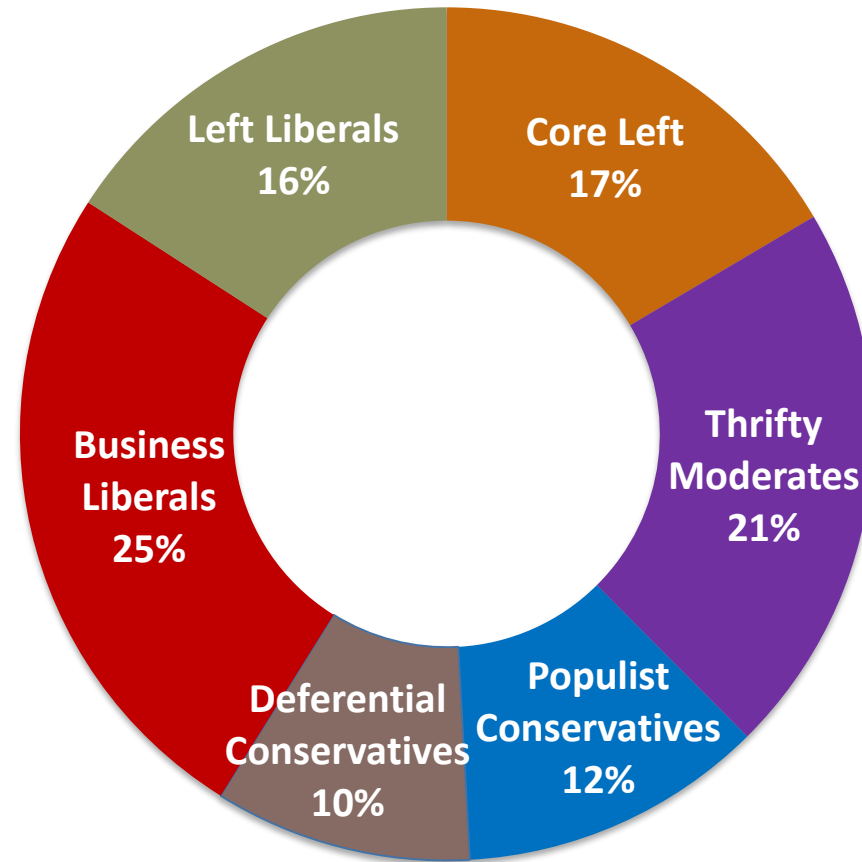


Note: Showing October 2019 Wave 1 results.



# Value Clusters: Respondents are clustered into groups based on their answers to the core value questions

Clusters are based on 4 basic values: equal opportunity versus redistribution; trust in the profit system; whether spending should be based on ability to afford or public need; and whether government should listen to experts or common sense.



**Note:** Showing October 2019 Wave 1 results.

# Defining Value Clusters

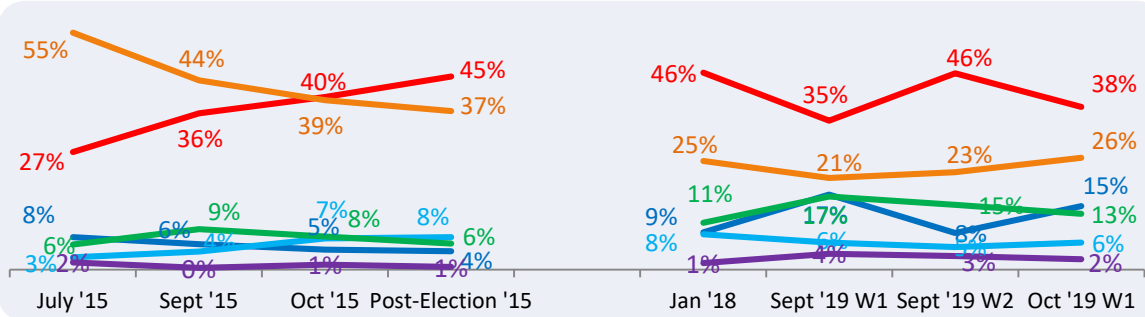
Core Political Values by Value Clusters

Column %		Core Left	Thrifty Moderates	Populist Conservatives	Deferential Conservatives	Business Liberals	Left Liberals
Is the main role of government to ...?	Create equal opportunity	0%	31%	99%	73%	63%	97%
	Redistribute wealth	95%	39%	0%	19%	25%	0%
The profit system ...	Brings out worst in human nature	81%	56%	0%	0%	0%	80%
	Teaches value of hard work and success	0%	14%	86%	92%	90%	0%
When gov'ts make decisions on spending on programs/services, do you think they should base their decisions on...	Ability to afford	0%	74%	89%	91%	0%	0%
	Public need	92%	0%	0%	0%	97%	92%
When it comes to government decision making...	Rely on common sense	50%	52%	100%	0%	48%	56%
	Listen to experts	34%	19%	0%	88%	40%	30%

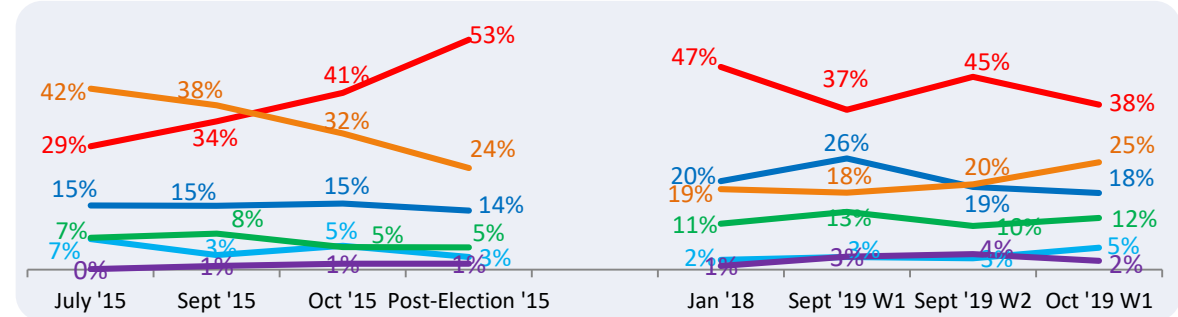
**Note:** Showing October 2019 Wave 1 results.

# Value Clusters: Liberals dip with Core Left and Left Liberals, while the Conservatives now directionally lead among Thrifty Moderates

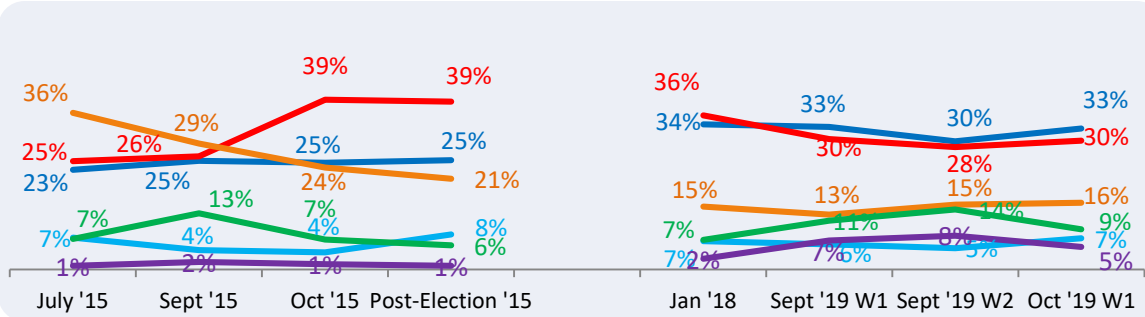
## Core Left



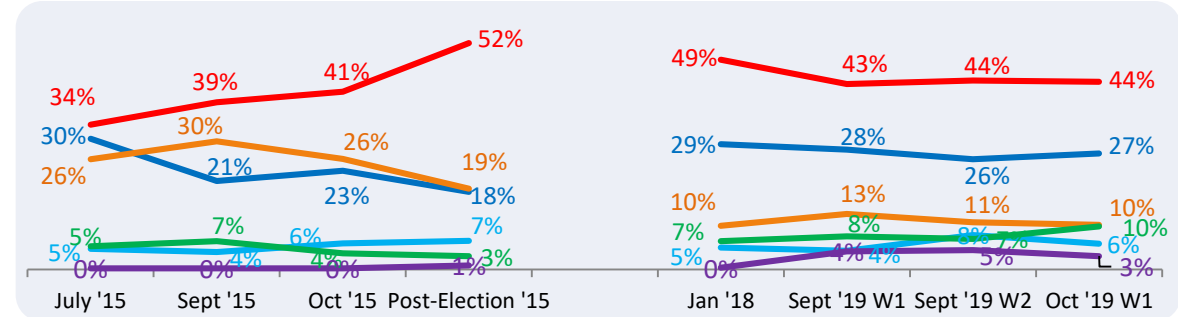
## Left Liberals



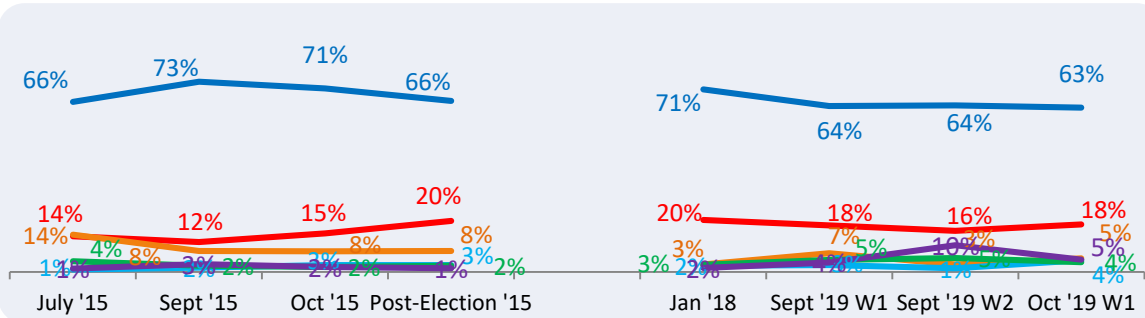
## Thrifty Moderates



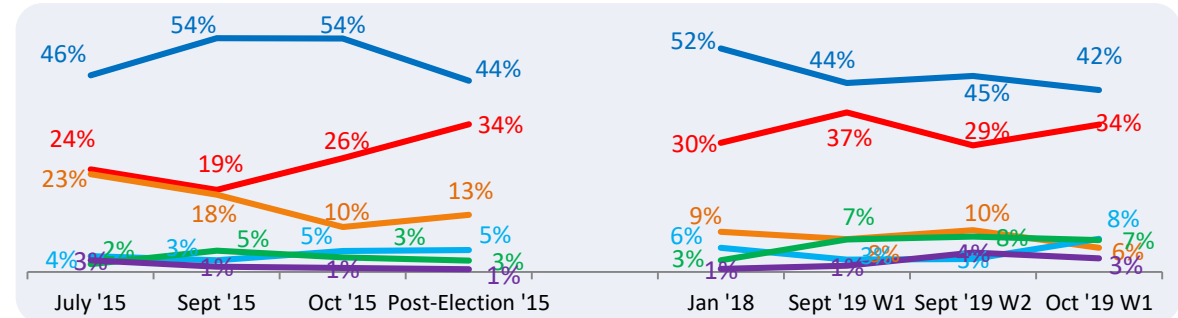
## Business Liberals



## Populist Conservatives



## Deferential Conservatives



Note: Individual charts use different scales.  
Use caution when comparing across charts.

Decided vote:

Liberal

Conservative


NDP

Green

Bloc

PPC/Other

# The Economic Gap



# Segmentation Attitudes: A majority of Canadians both believe in the Canadian dream and say it is harder to get by




Now turning to a different subject...Do you agree or disagree with the following statements?

[asked of all respondents]

Here in [PROVINCE] you can be anything you want if you are willing to work for it



No matter how hard I work, every year it seems more difficult to get by



■ Strongly agree

■ Somewhat agree

■ Neither agree nor disagree

■ Somewhat disagree

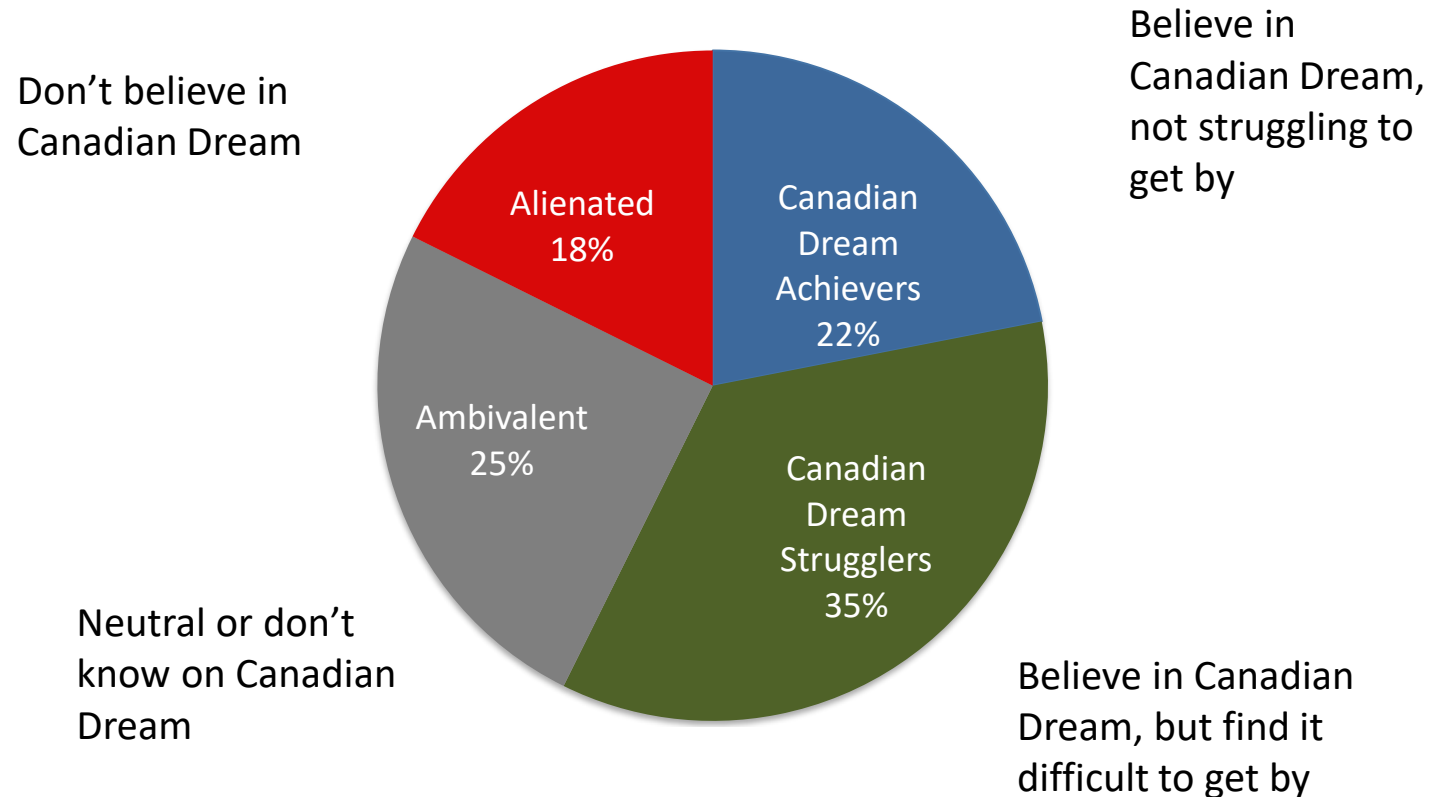
■ Strongly disagree

■ Don't know

# Economic Gap Segmentation: More than 1-in-3 (35%) believe in the Canadian dream but are struggling to get by



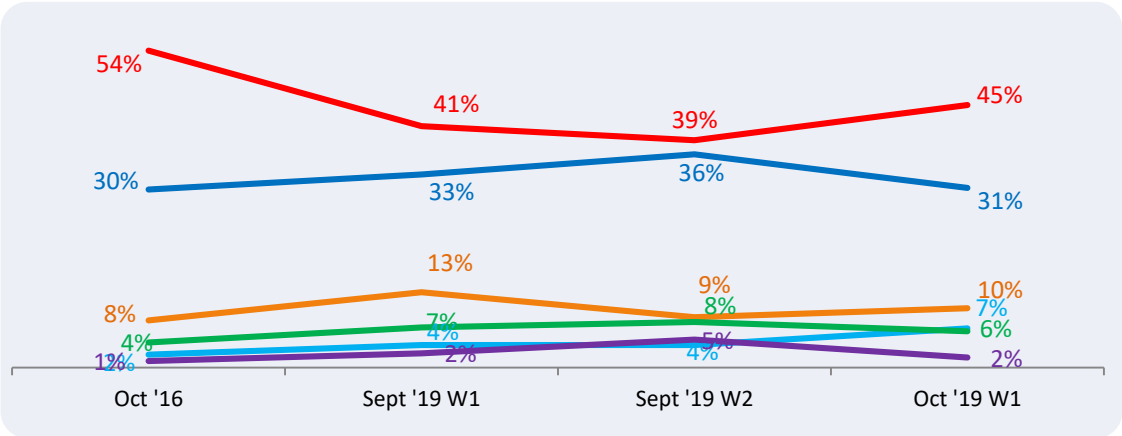
Gap segmentation: Agree with “Here in [PROVINCE] you can be anything you want if you are willing to work for it” BY Agree with “No matter how hard I work, every year it seems more difficult to get by”.



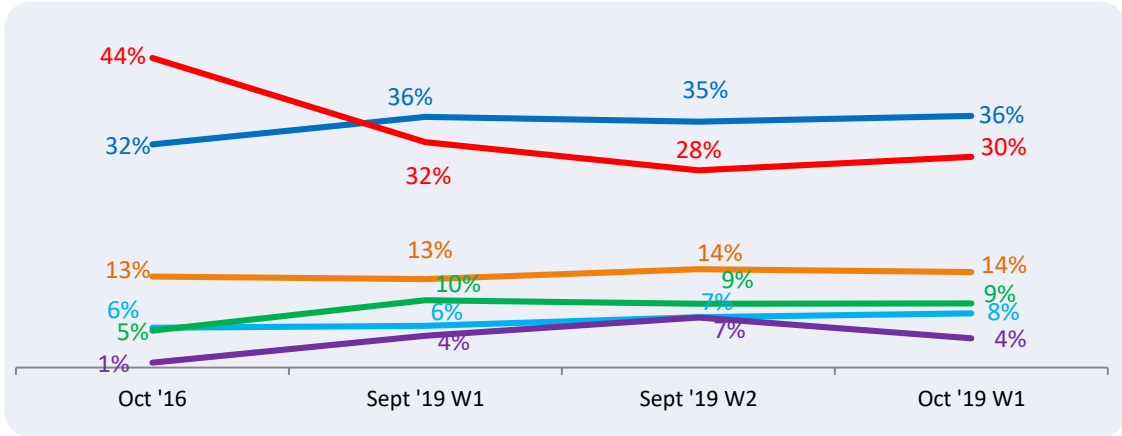
**Note:** Showing October 2019 Wave 1 results.

# Federal Vote by Gap Segments: CPC leads among Strugglers since the start of the election

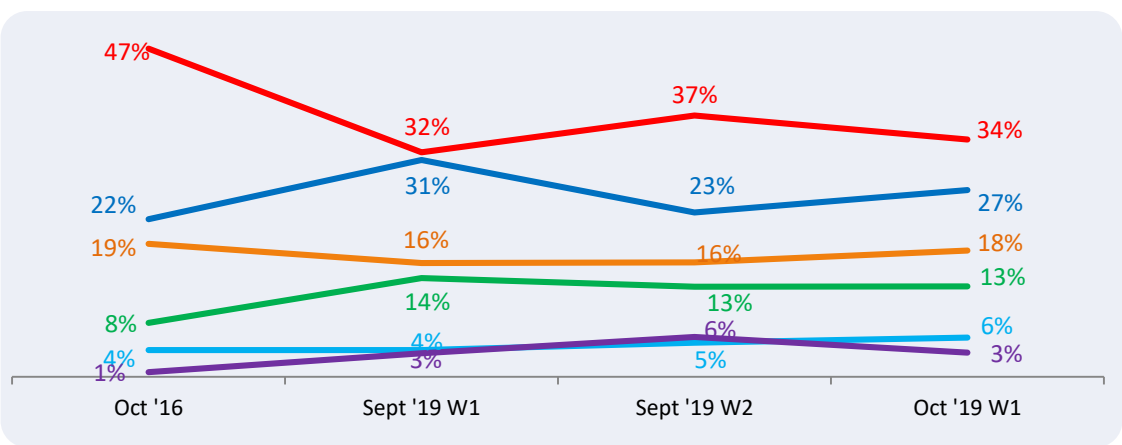
Canadian Dream Achievers



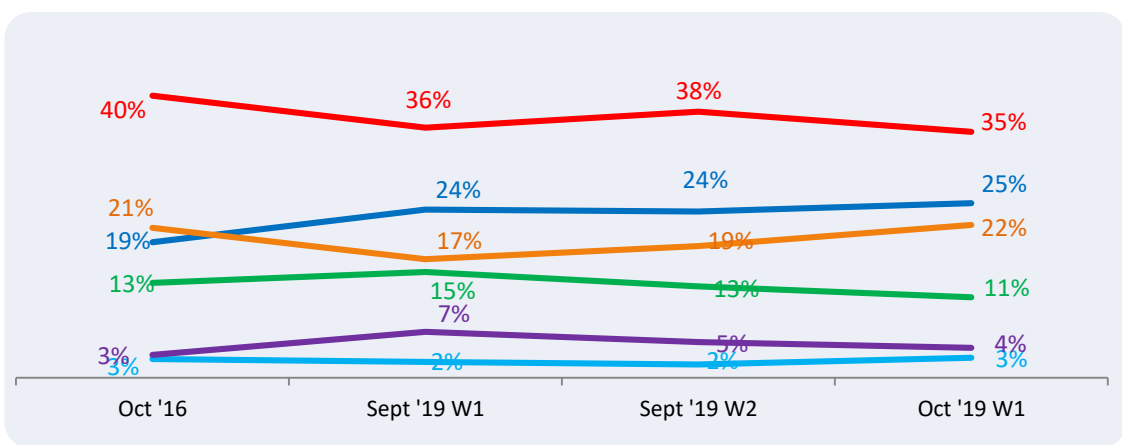
Canadian Dream Strugglers



Ambivalent



Alienated




Decided vote:    **Liberal**    **Conservative**    **NDP**    **Green**    **Bloc**    **PPC/Other**



Note: Individual charts use different scales.  
Use caution when comparing across charts.

Time for a Change

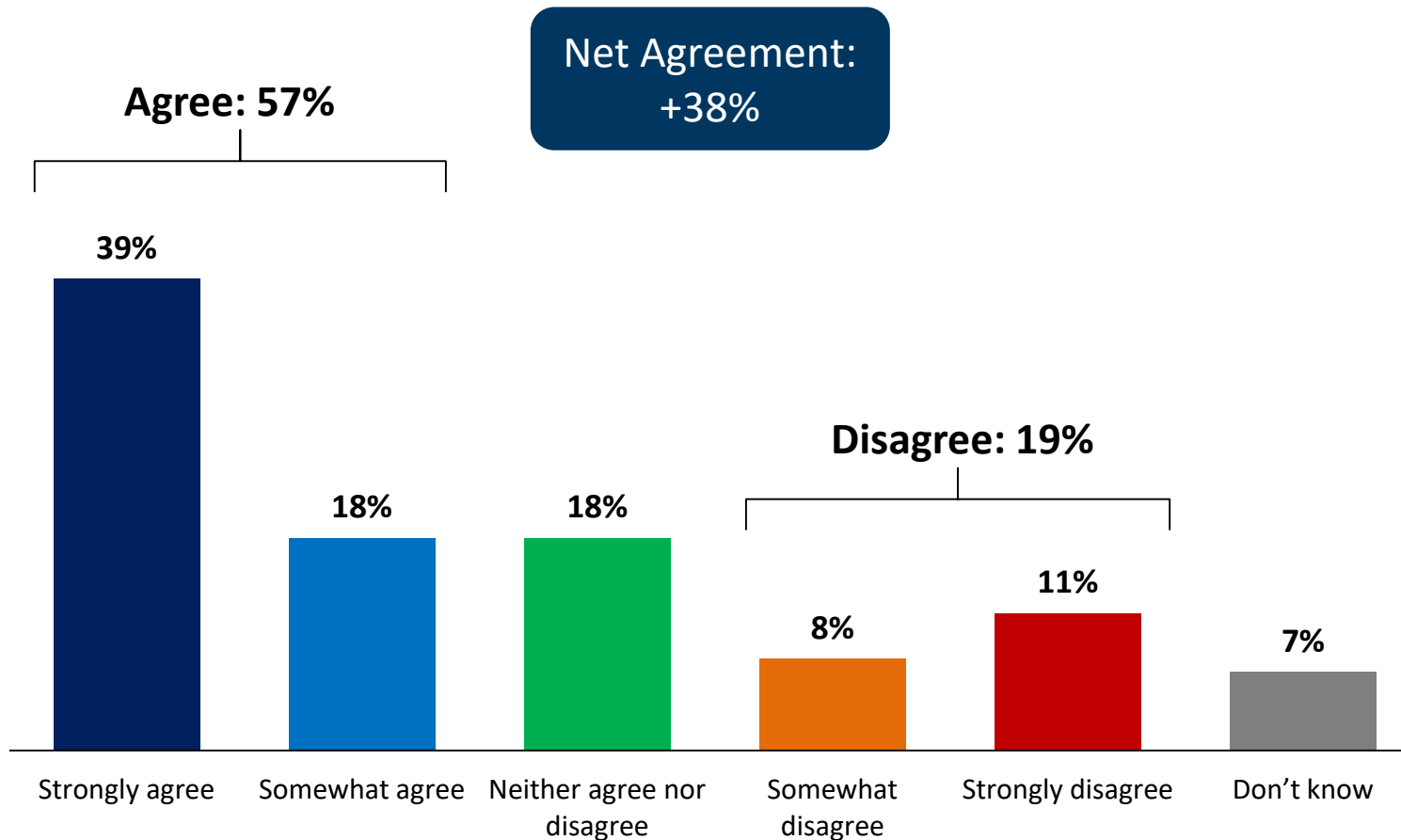




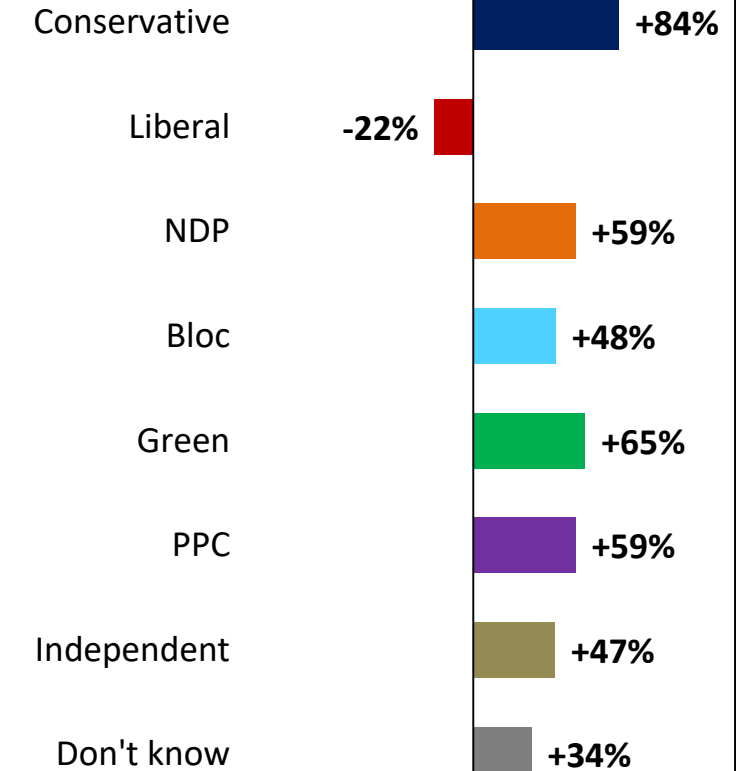
# Time for a change: A majority believe it is time for a change, highest among Conservative partisans



Do you agree or disagree with the following statements? It is time for a change in government here in Canada. [asked of all respondents; n=2,200]



## Party ID Segmentation Net agreement



**Note:** Net agreement is [Total agree]-[Total disagree]. For Party ID segmentation, Other (n=15) not shown.

# Best of a bad lot: Respondents are split on whether or not the Liberals are still the best party to form government

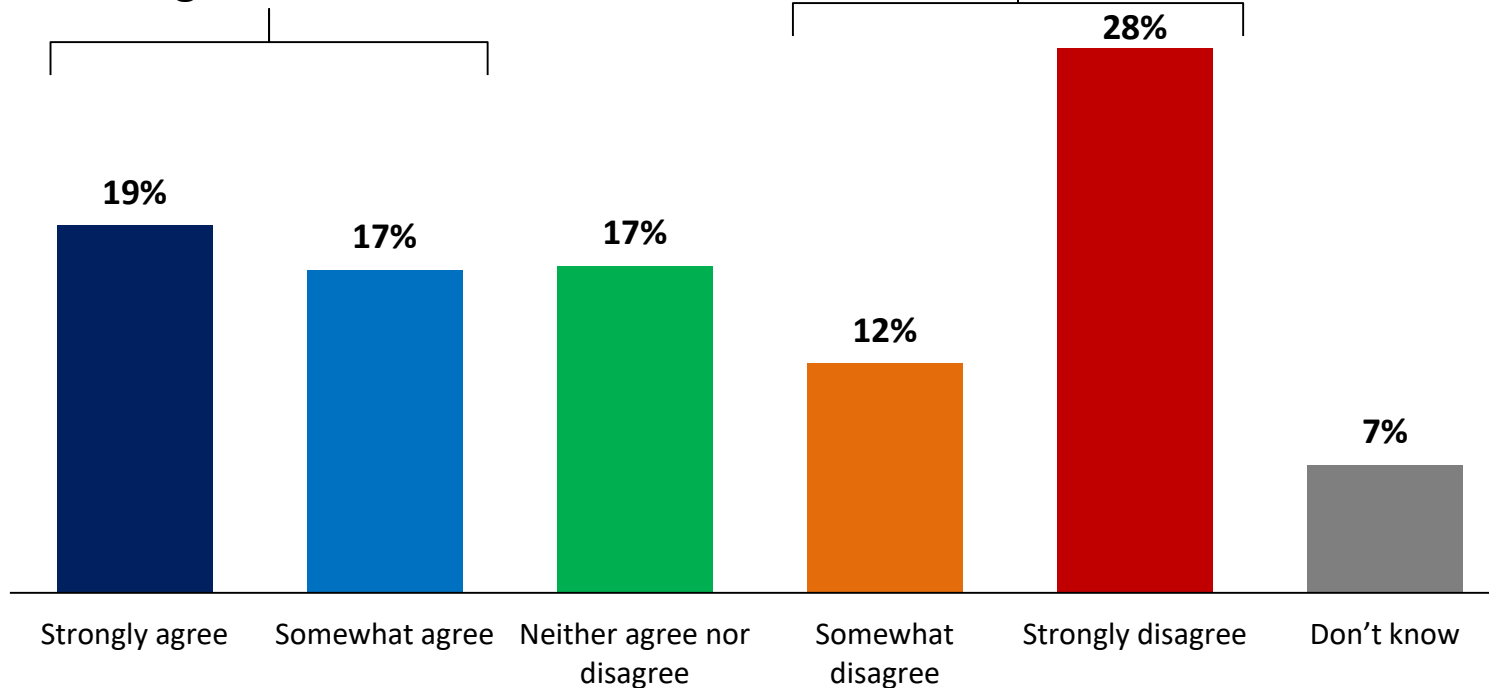


Do you agree or disagree with the following statements? The Liberals may have their problems but they are still the best party to form government. [asked of all respondents; n=2,200]

**Net Agreement:**  
-4%

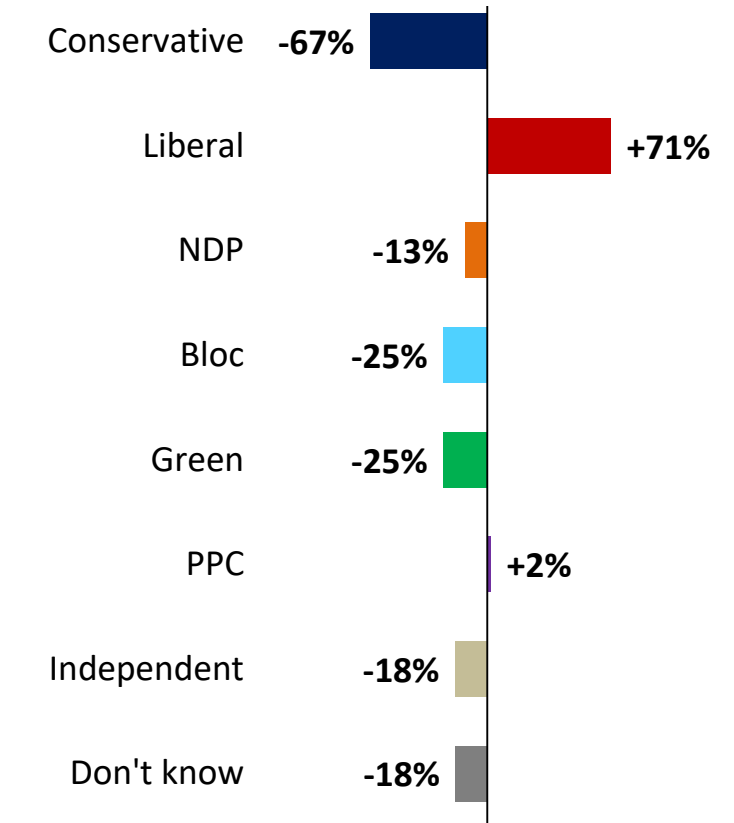
**Disagree: 40%**

**Agree: 36%**



## Party ID Segmentation

*Net agreement*



**Note:** Net agreement is [Total agree]-[Total disagree]. For Party ID segmentation, Other (n=15) not shown.

# Time for Change Segmentation: Creating the Segments

Based on the two agree/disagree statements “It is time for a change in government here in Canada” and “The Liberals may have their problems but they are still the best party to form government”, we create a segmentation for analysis.

		Strongly disagree	Somewhat disagree	Neutral/ Don't know	Somewhat agree	Strongly agree
		<b>LPC Best Party for Government</b>				
<b>Time for Change</b>	Strongly agree	<b>Hostile</b>	<b>Soft Anti-LPC</b>		<b>Time for Change LPC</b>	
	Somewhat agree	<b>Soft Anti-LPC</b>		<b>Soft Anti-LPC</b>		
	Neutral/ Don't know			<b>Uncertain</b>	<b>Soft LPC</b>	
	Somewhat disagree			<b>Soft LPC</b>	<b>Core LPC</b>	
	Strongly disagree					

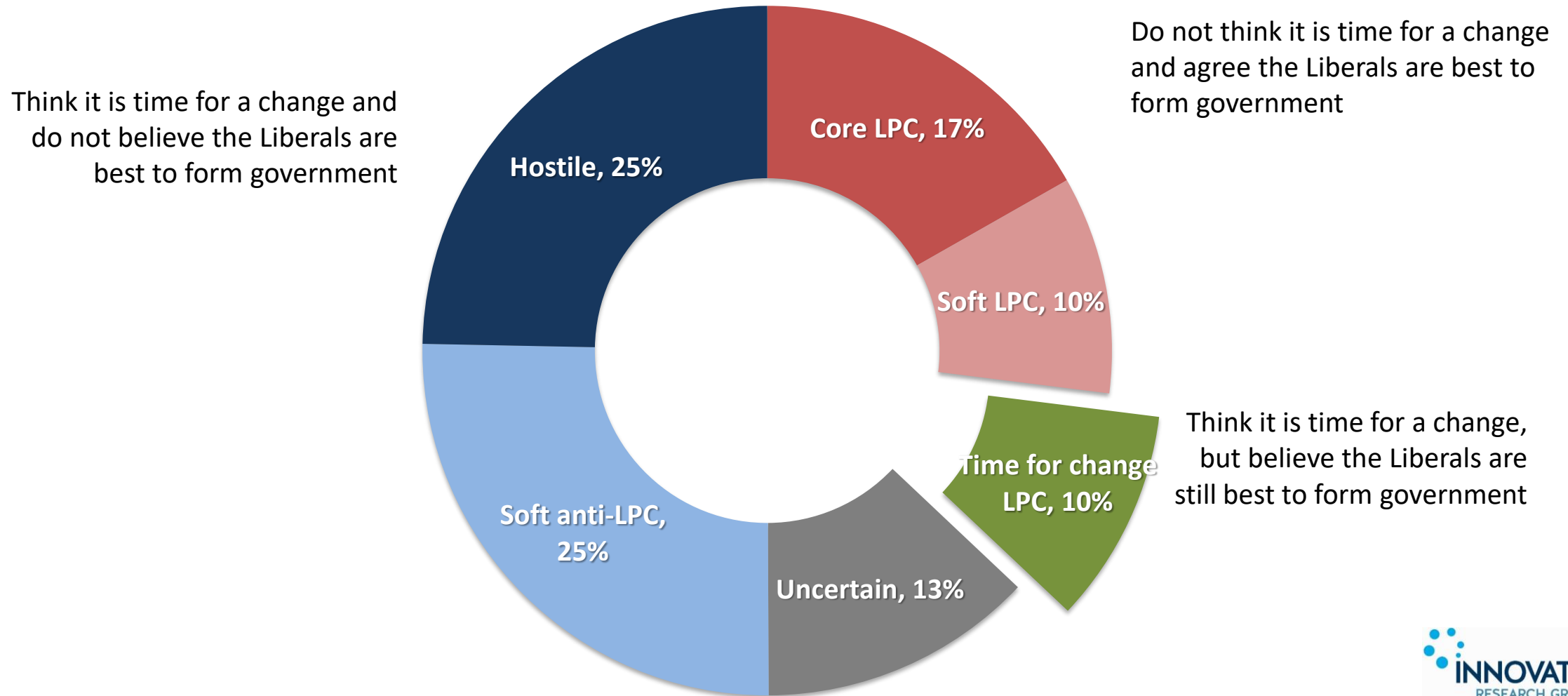
# Time for Change Segmentation: Respondents were grouped together based on their views of the LPC



Do you agree or disagree with the following statements? It is time for a change in government here in Canada.

Do you agree or disagree with the following statements? The Liberals may have their problems but they are still the best party to form government.

[asked of all respondents; n=1,600]

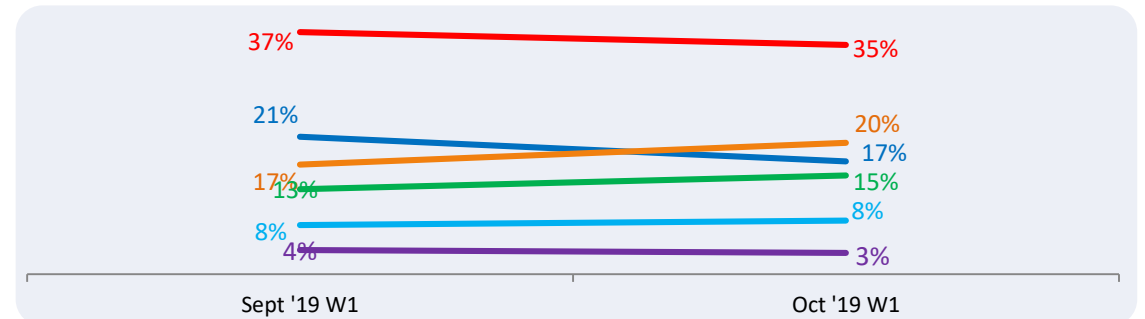


# Vote by Tfc Segment: NDP gains among Time for a change Liberals, Uncertain, and Soft Anti-LPC groups

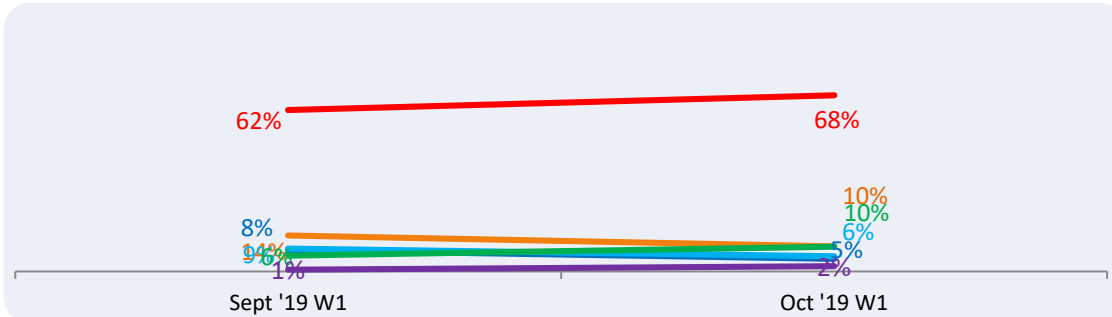
## Core LPC



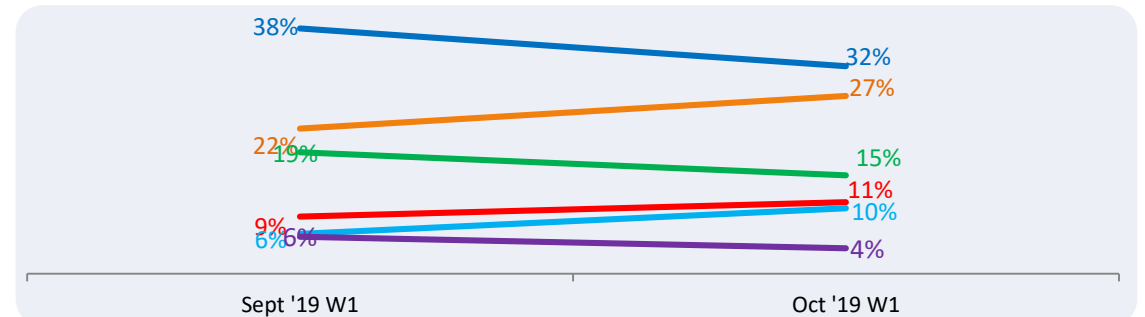
## Uncertain



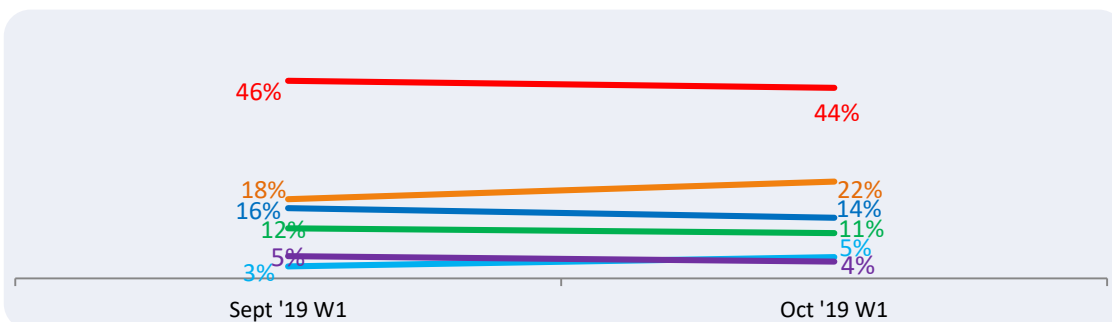
## Soft LPC



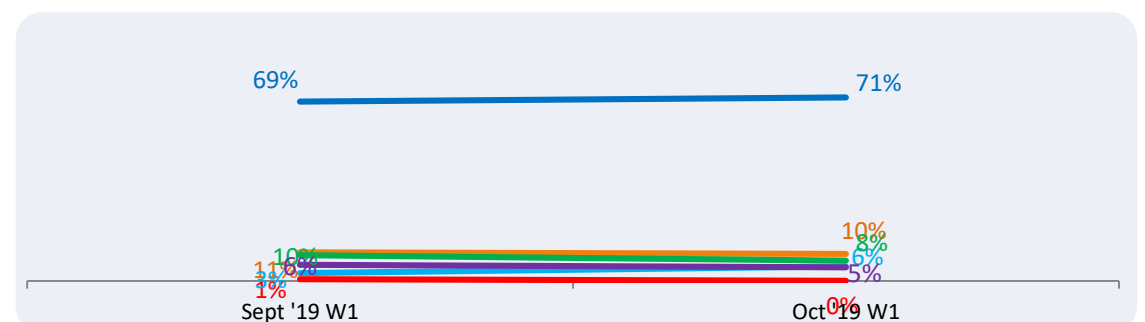
## Soft Anti-LPC



## Tfc LPC



## Hostile



Note: Individual charts use different scales.  
Use caution when comparing across charts.

Decided vote:

Liberal

Conservative


NDP

Green

Bloc

PPC/Other

# Federal Vote: Seat Clusters



# Online Sample Methodology: October 2019



- This report combines the results of two online surveys conducted in October 2019.
- In total, the dataset contains a representative sample of n=5,229 Canadians, 18 years or older. Online samples for the Tracking survey of the surveys were provided by Lucid, while the Ad Testing survey sample was provided by Dynata, both leading providers of online samples. The dates and sample sizes for each survey were:
  - *Tracking Survey:* Conducted from October 8<sup>th</sup> to October 10<sup>th</sup>, 2019 with an unweighted sample size of 2,394 (weighted to 2,200)
  - *Ad-Testing Survey Wave 3:* Conducted from October 3<sup>rd</sup> to October 7<sup>th</sup>, 2019 with an unweighted sample size of 2,835 (weighted to 2,300)
- The combined sample is weighted to n=4,500 by age, gender and provincial sub-regions using the latest Statistics Canada Census data. Results are weighted to ensure that the overall sample's composition reflects that of the actual population to provide results that are intended to approximate a probability sample.
- Respondents were grouped together into their federal electoral districts based on their postal code. A weighted total of 541 respondents could not be grouped into a federal electoral district because they did not provide a postal code or their postal code matched multiple districts.
- INNOVATIVE provides each panellist with a unique URL via an email invitation so that only invited panel members are able to complete the survey, and panel members can only complete a particular survey once. Sub-regional quotas are set within regions to ensure there is a representative sample of respondents from across the entire region.
- This is a representative sample. However, since the online survey was not a random probability-based sample, a margin of error cannot be calculated. Statements about margins of sampling error or population estimates do not apply to most online panels.

# The Seat Clusters

In Canadian elections, we count *seats* not *votes*.

For this analysis, we have grouped seats together into **clusters** where ridings are similar to one another according to which parties have historically been successful there in addition to the region where the seat is located.

These seat clusters can help us better understand changes in support for parties in ridings which have typically had similar voting behaviour. Each of these clusters is listed along with the pooled sample size of respondents from each cluster.

The core analysis that drives the groups is based on classifying ridings as:

- **Stronghold:** A seat won by a party in *both* 2011 and 2015 by >10%
- **Competitive:** A seat won in either 2011 or 2015 by the party OR lost by an average of less than 10% across *both* elections (a seat can be competitive for multiple parties)
- **Two-way races** (e.g. LPC-CPC): Seats that are competitive for both listed parties, but for *no other* parties.

See the Appendix for detailed definitions of each cluster and which ridings they contain.

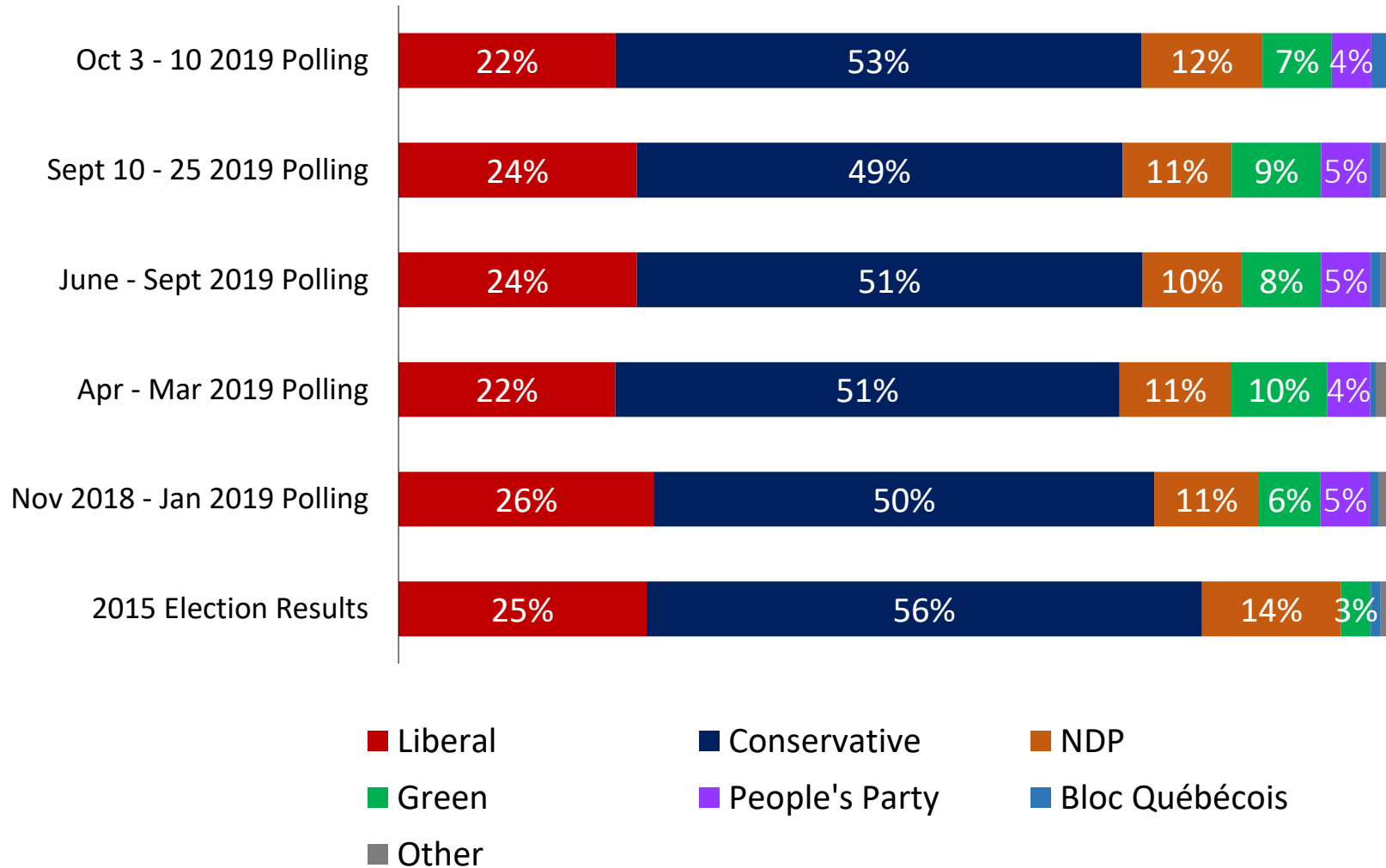
<i>Seat Clusters</i>	<i>Seats</i>	<i>Weighted Sample Size</i>
<i>Strong CPC</i>	65	765
<i>Strong LPC</i>	32	354
<i>LPC-CPC GTA</i>	33	450
<i>LPC-CPC Rest of Ontario</i>	34	390
<i>LPC-CPC Lower mainland</i>	11	120
<i>LPC-CPC Atlantic</i>	14	110
<i>Other LPC-CPC</i>	19	219
<i>LPC-NDP Quebec</i>	27	345
<i>LPC-NDP RoC</i>	26	302
<i>NDP Strong/Swing QC</i>	14	183
<i>NDP Strong/Swing RoC</i>	16	220
<i>BQ Competitive</i>	18	198
<i>Green target</i>	15	191
<i>2015 3-Way</i>	14	168



# Strong CPC: Conservatives are holding on to most of their 2015 support in their safest seats

Q

Decided Vote

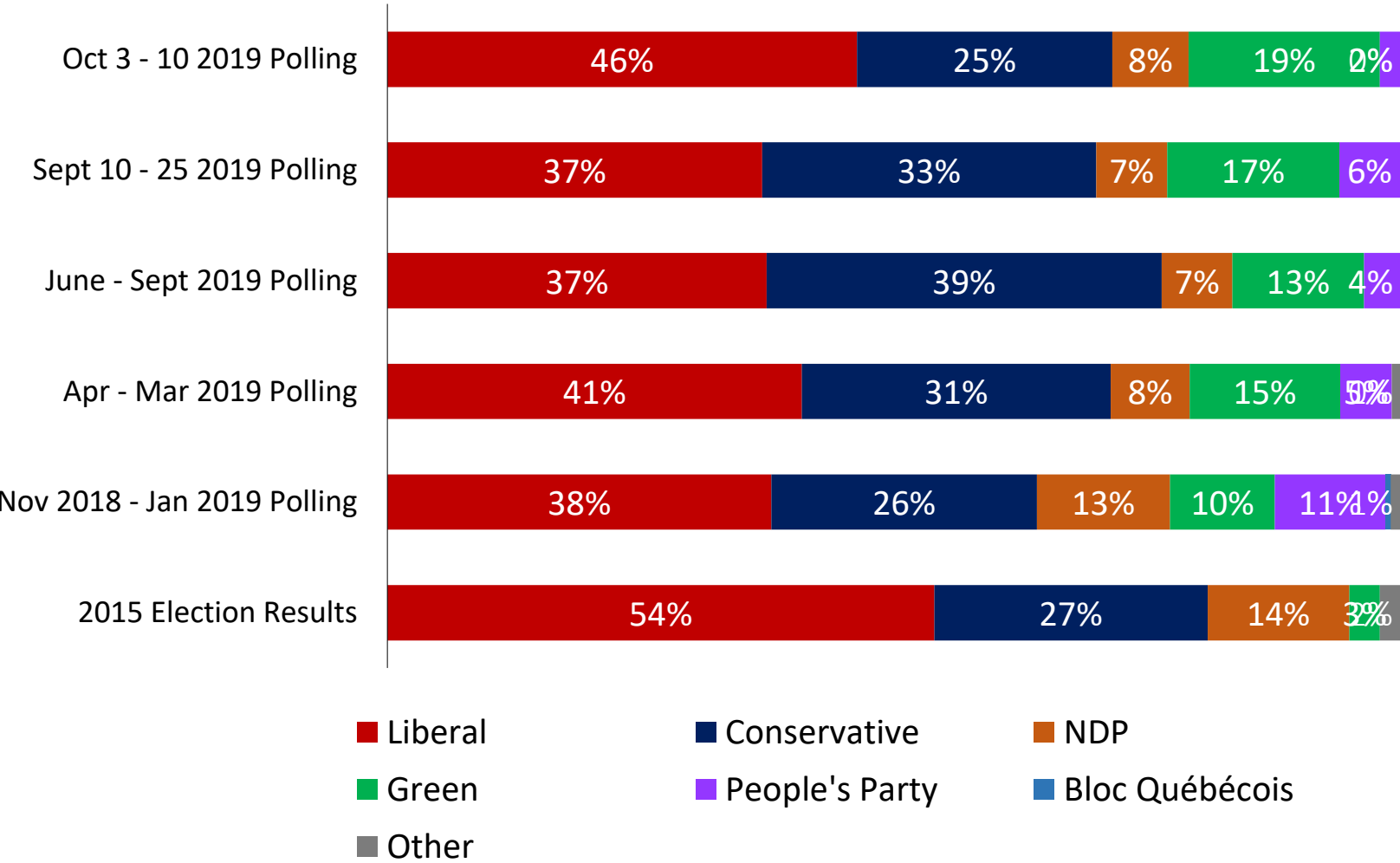


The strongest Conservative seats across the last two elections. These seats are unlikely to flip in the 2019 campaign.

Party	Seats Won 2015	Seats Won 2011*
Liberal	0	0
CPC	65	62
NDP	0	3

# LPC-CPC Atlantic: In the new October polling, the Liberals look to have regained their lead in these seats <sup>42</sup>

Q Decided Vote



Seats historically competitive for both Liberals and Conservatives in Atlantic Canada.

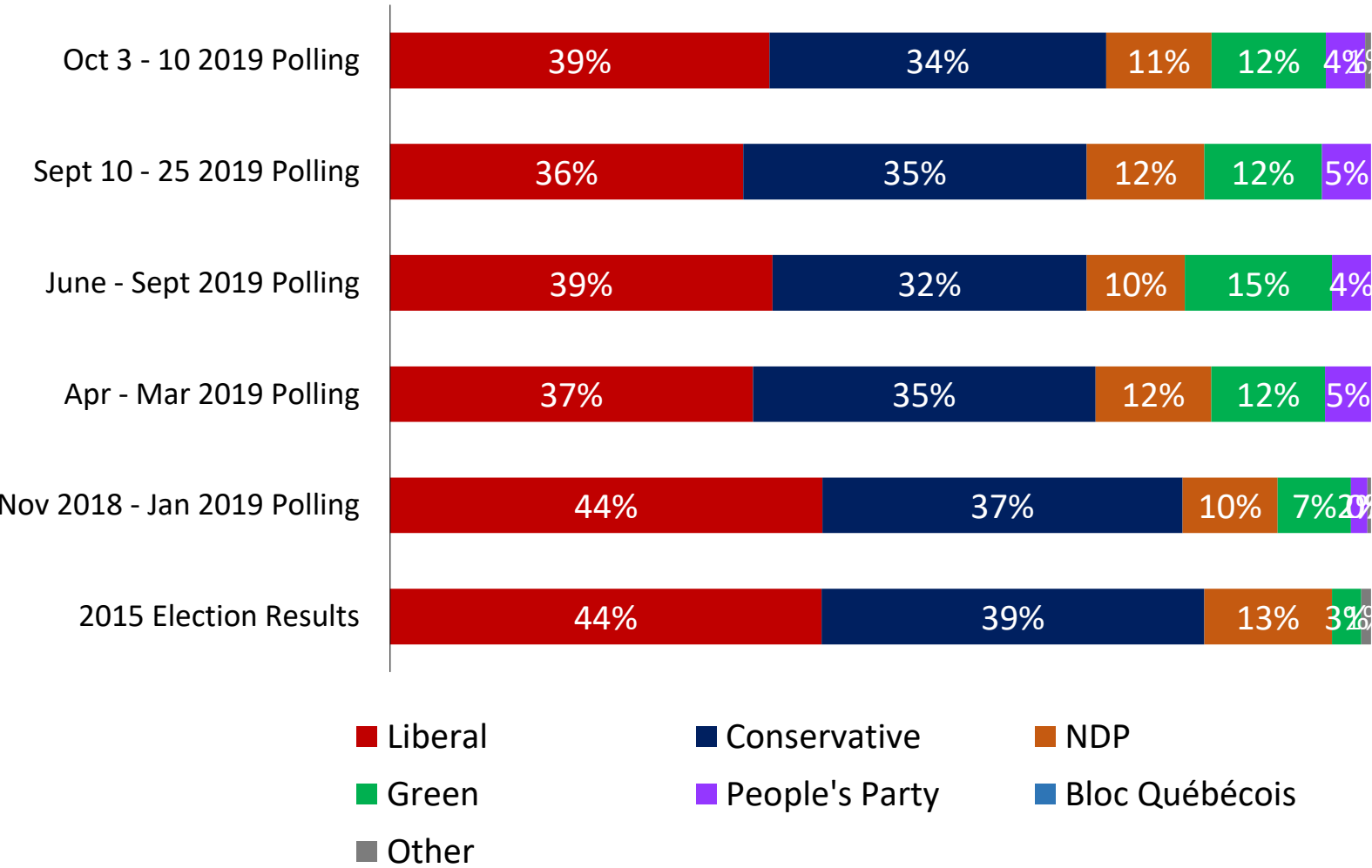
Party	Seats Won 2015	Seats Won 2011*
Liberal	14	0
CPC	0	14
NDP	0	0

\*2011 results were transposed from previous riding boundaries to the 338 current federal electoral districts

# LPC-CPC Rest of Ontario: In two-way races outside the GTA, the Liberals now hold a five-point lead over the CPC



Decided Vote



Races that have been historically close between the Liberals and Conservatives in Ontario outside of the GTA.

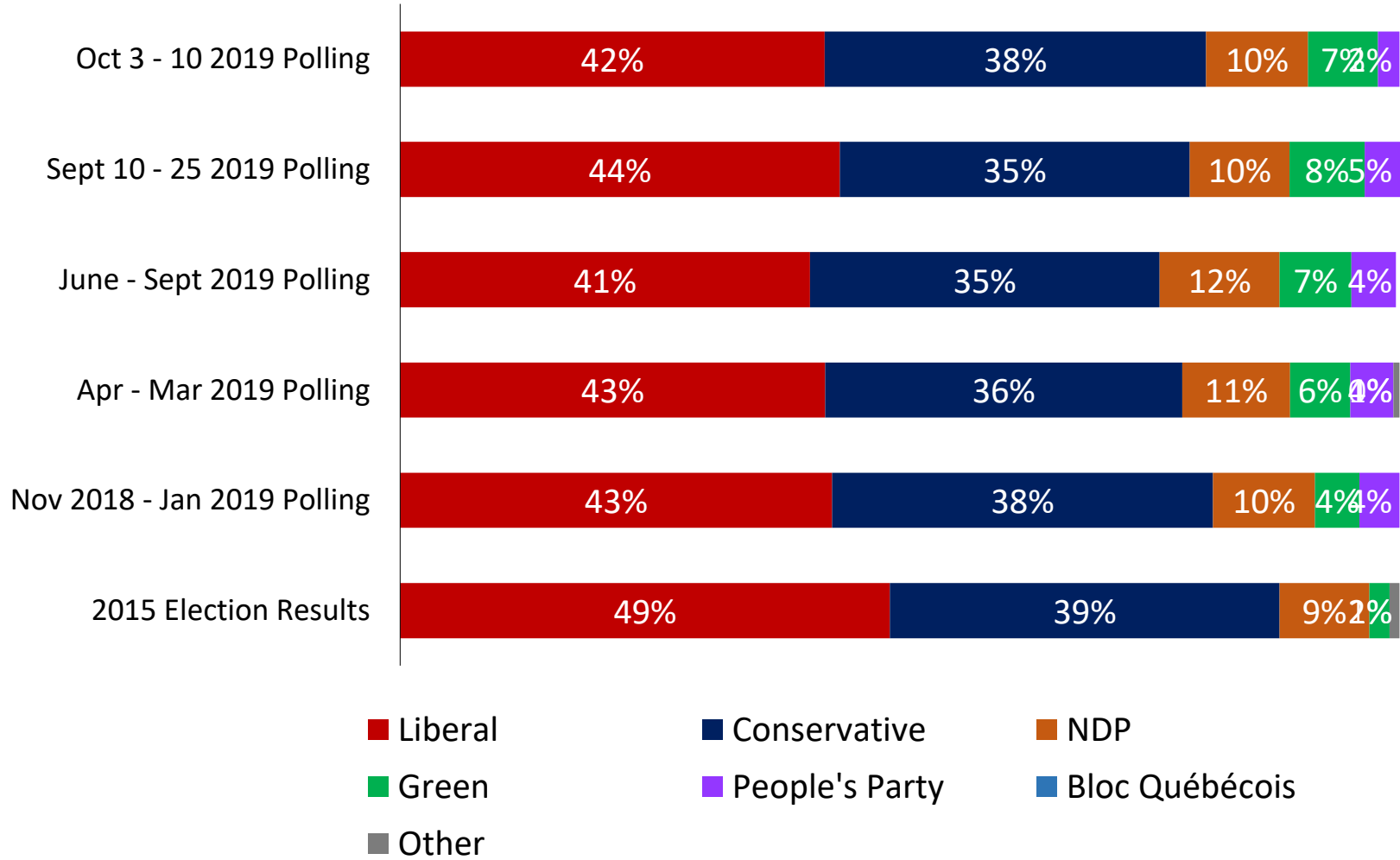
Party	Seats Won 2015	Seats Won 2011*
Liberal	18	0
CPC	16	34
NDP	0	0

\*2011 results were transposed from previous riding boundaries to the 338 current federal electoral districts

# LPC-CPC Toronto & GTA: The Liberals have slipped, while the CPC has gained, narrowing the Liberal lead to only four points



Decided Vote



Races that have been historically close between the Liberals and Conservatives in Toronto and the GTA.

Party	Seats Won 2015	Seats Won 2011*
Liberal	30	0
CPC	3	33
NDP	0	0

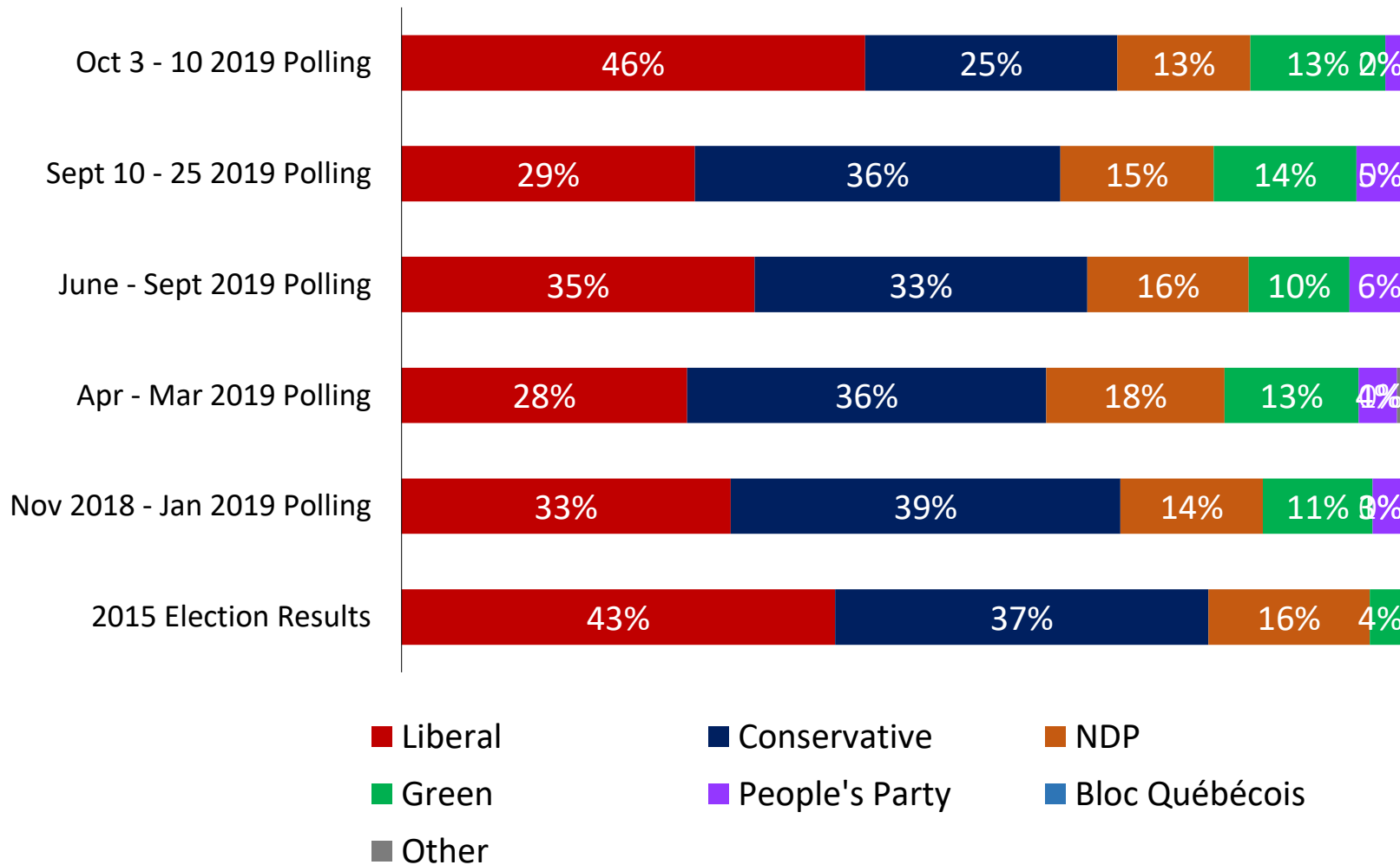
\*2011 results were transposed from previous riding boundaries to the 338 current federal electoral districts

# LPC-CPC Lower Mainland: The Liberals have made strong gains since September, while the Conservatives have slipped to 2<sup>nd</sup> place

45

Q

Decided Vote

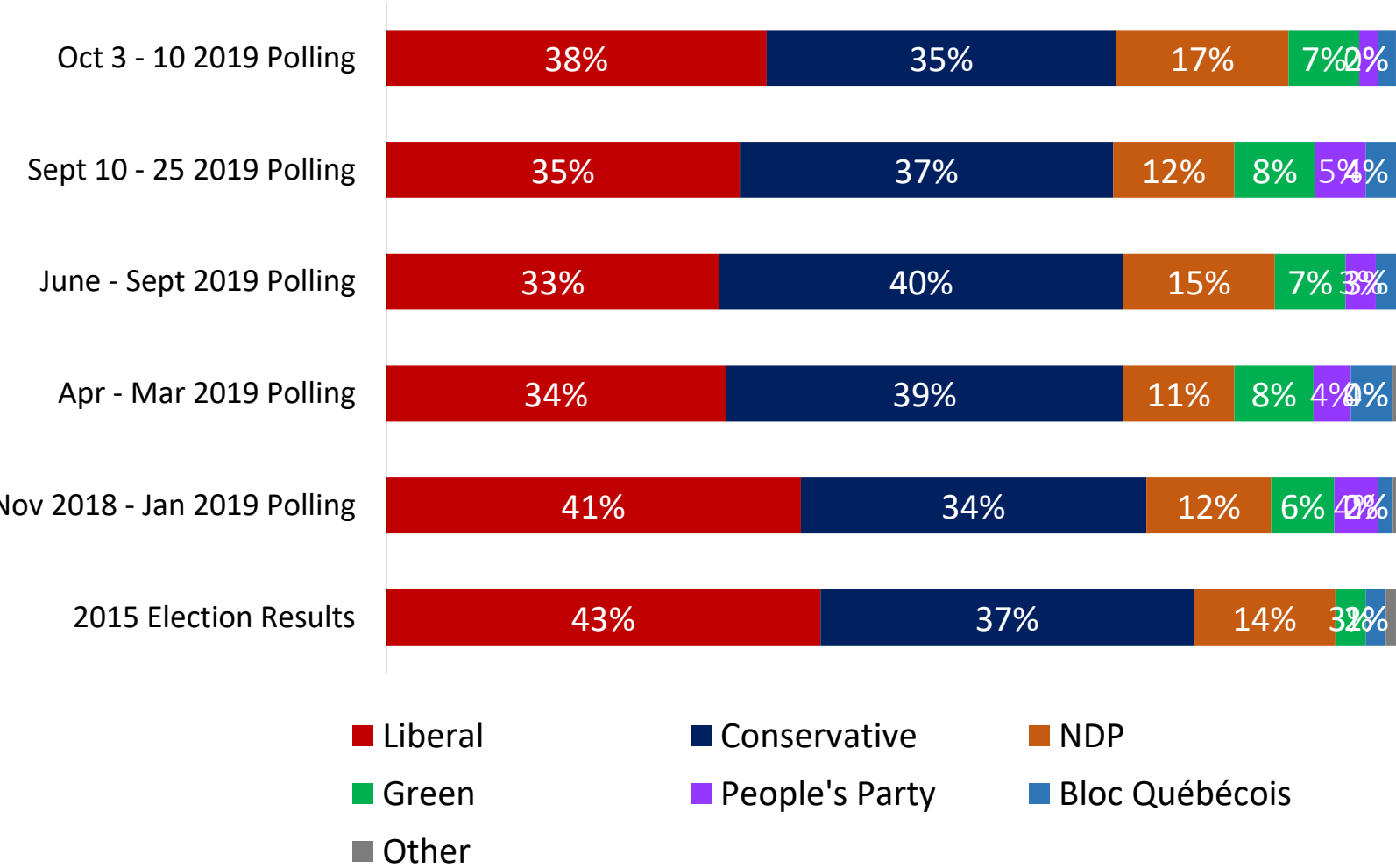


Seats historically competitive for both Liberals and Conservatives in BC's Lower Mainland.

Party	Seats Won 2015	Seats Won 2011*
Liberal	7	0
CPC	4	11
NDP	0	0

# Other LPC-CPC: After winning this cluster by six points in 2015 and picking up 12 seats, the Liberals are now nearly tied with the CPC

Q Decided Vote



Liberal vs. Tory races in the rest of the country. Three of these are in Quebec, five in BC's Interior or North, and eleven in the Prairies or Alberta

Party	Seats Won 2015	Seats Won 2011*
Liberal	13	1
CPC	6	17
NDP	0	1

\*2011 results were transposed from previous riding boundaries to the 338 current federal electoral districts

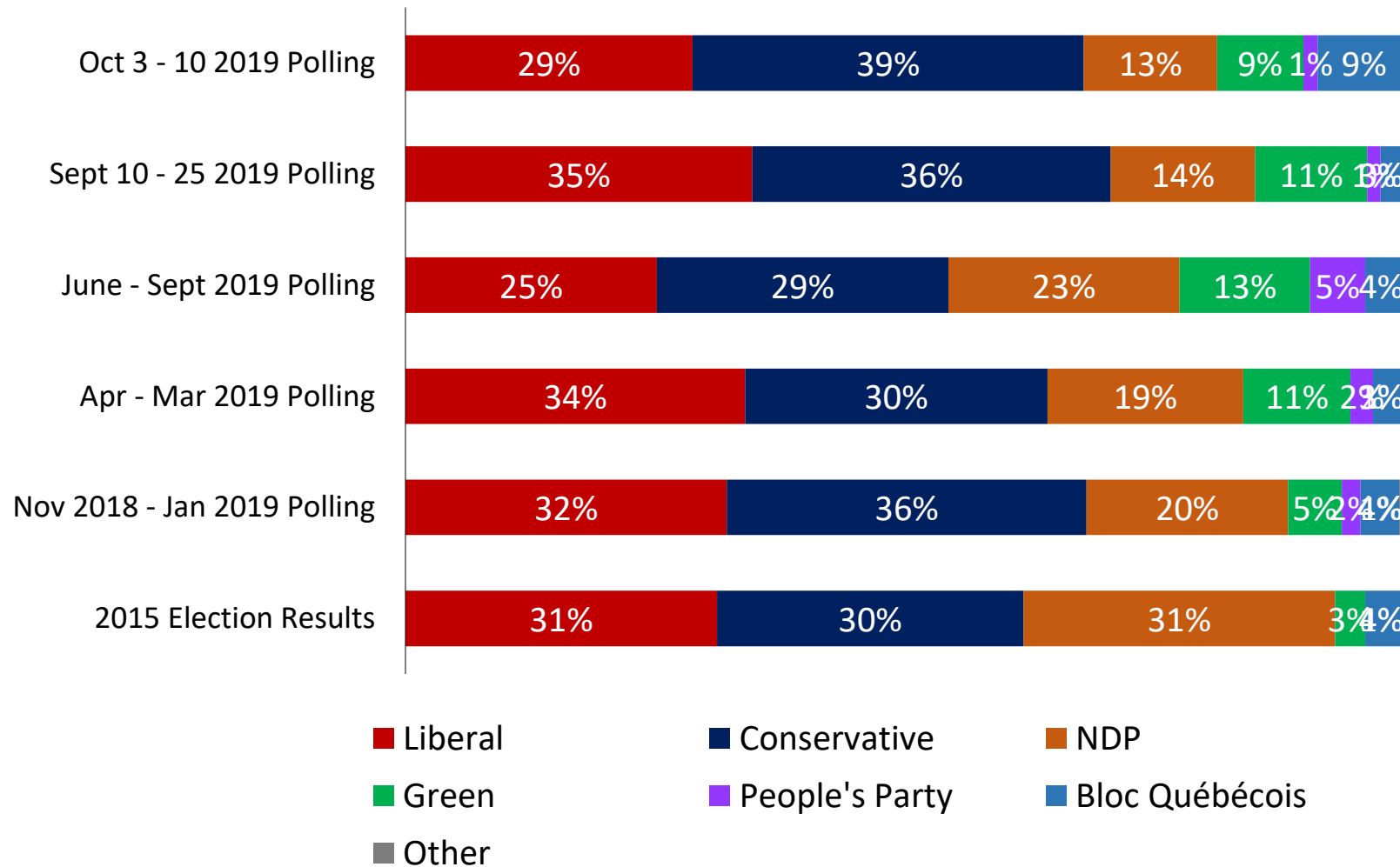
# 2015 3-Way: An 18-point loss for the NDP since 2015 makes way to a rise in the Conservative strength, putting the CPC in 1<sup>st</sup> in these seats

47

Q

Decided Vote

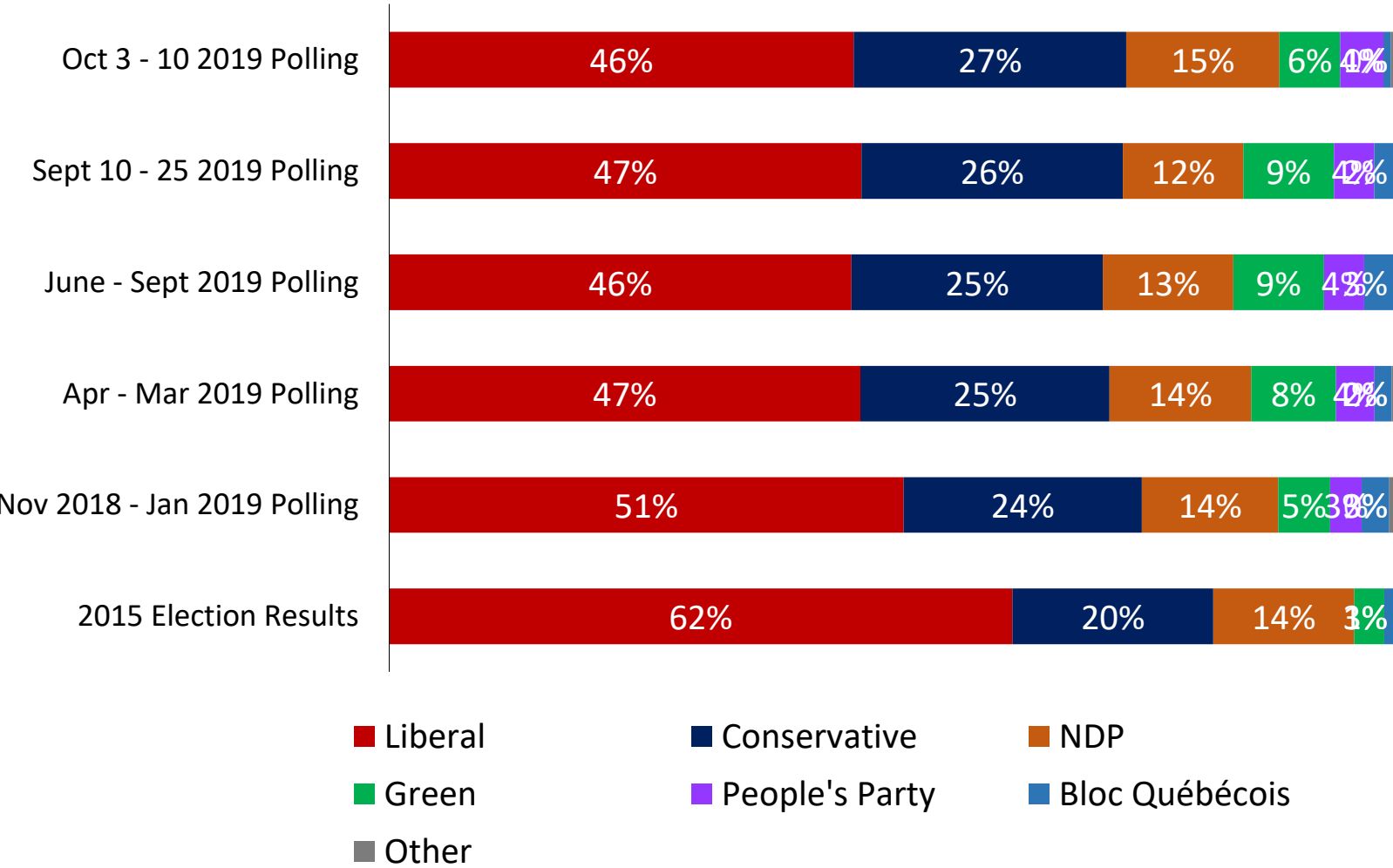
Seats that were 3-way races in the 2015 election campaign.



Party	Seats Won 2015	Seats Won 2011*
Liberal	6	0
CPC	3	9
NDP	5	5

# Strong LPC: The Liberals continue to lead in these seats, despite dropping 16 points since the last election

Q Decided Vote



The strongest LPC seats that they held onto even in the tough 2011 campaign. These seats are their core base.

Party	Seats Won 2015	Seats Won 2011*
Liberal	32	32
CPC	0	0
NDP	0	0

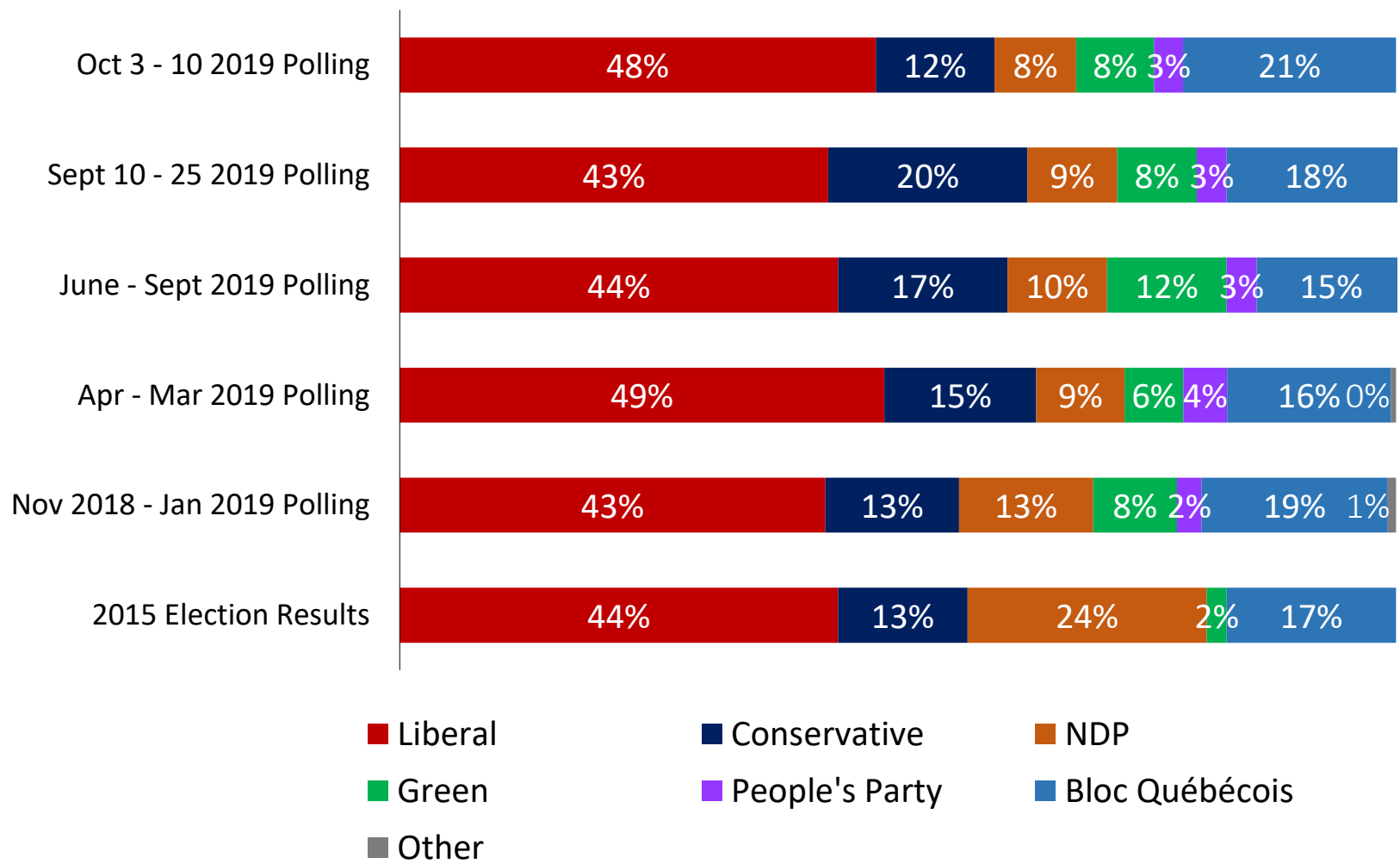
\*2011 results were transposed from previous riding boundaries to the 338 current federal electoral districts



# LPC-NDP Quebec: With the NDP down 16 points since 2015 in these seats, the Liberals hold a strong lead



Decided Vote



Seats historically competitive between the Liberals and NDP in Quebec.

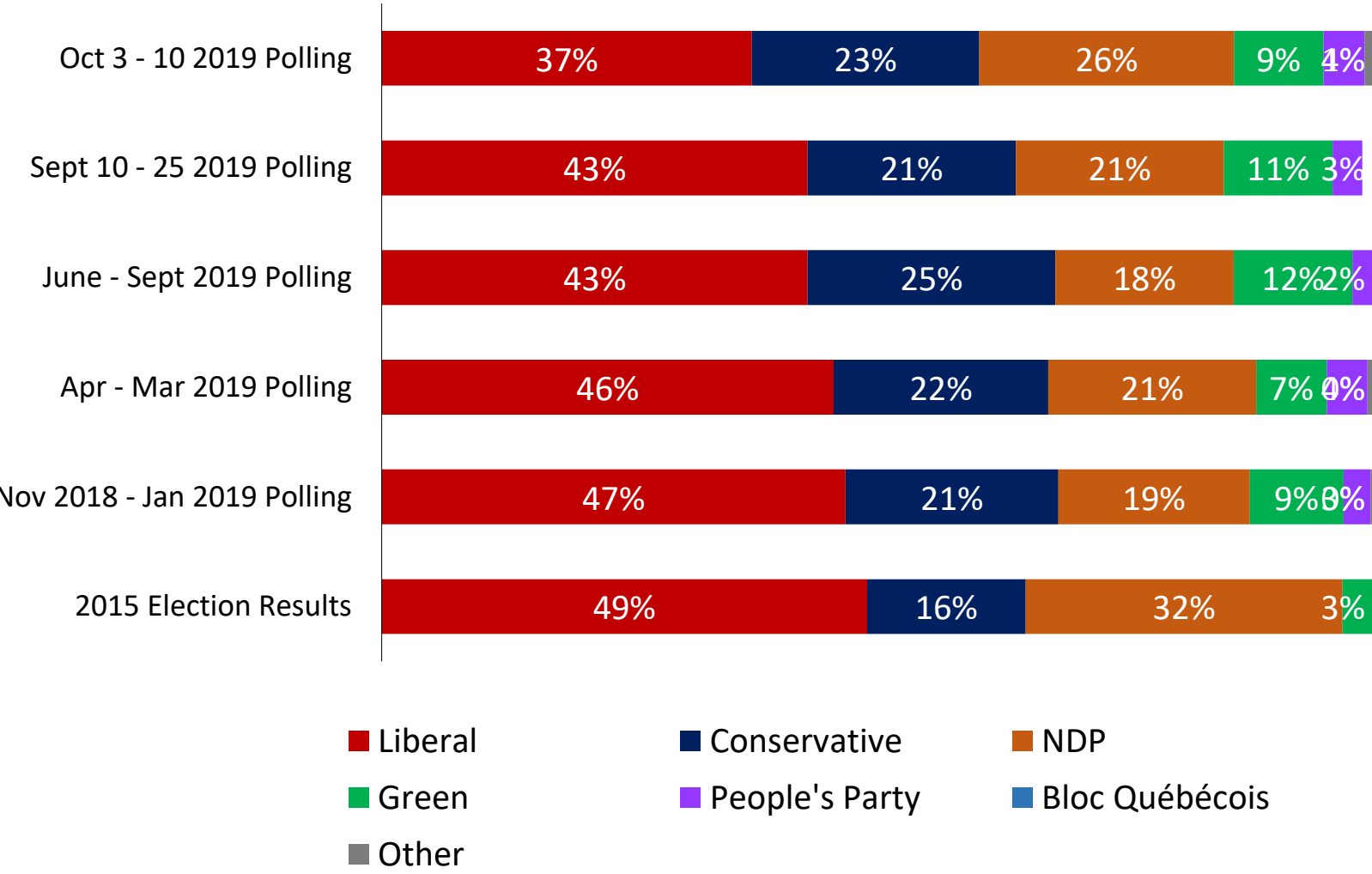
Party	Seats Won 2015	Seats Won 2011*
Liberal	26	0
CPC	0	0
NDP	0	26

\*2011 results were transposed from previous riding boundaries to the 338 current federal electoral districts

# LPC-NDP Rest of Canada: CPC and Greens may be benefiting from the NDP post-election decline in these seats, but the Liberals look strong



Decided Vote



Seats historically competitive between the NDP and Liberals outside of Quebec.

Party	Seats Won 2015	Seats Won 2011*
Liberal	26	1
CPC	0	0
NDP	0	26

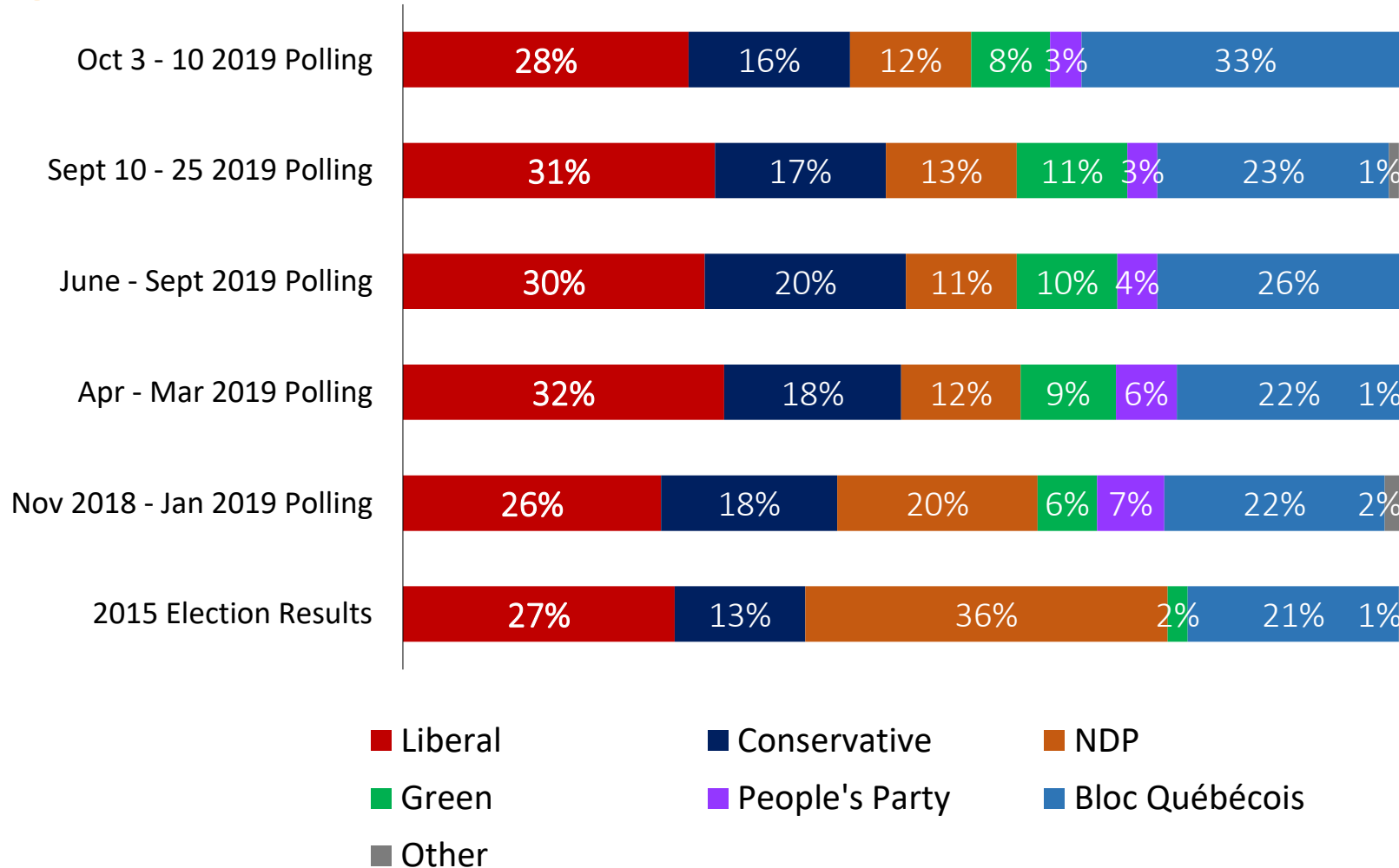
\*2011 results were transposed from previous riding boundaries to the 338 current federal electoral districts

# Quebec NDP Strong/Swing: The Bloc are up 12 points in these seats since the last election, now ahead of the Liberals

51

Q

Decided Vote



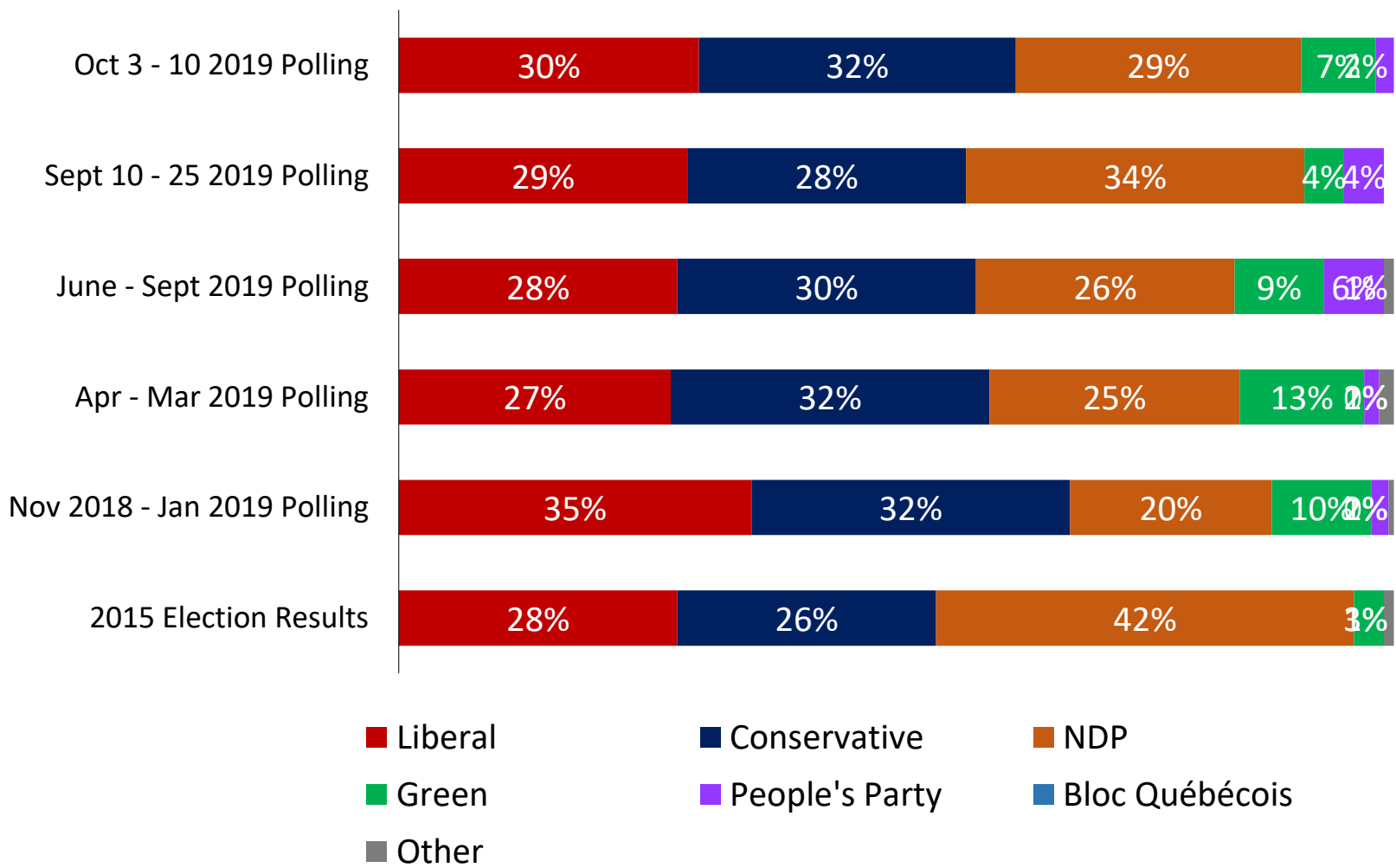
The strongest NDP seats in Quebec grouped with some in which they were competitive against the Conservatives or Bloc.

Party	Seats Won 2015	Seats Won 2011*
Liberal	0	0
CPC	1	1
NDP	13	13

# NDP Strong/Swing Rest of Canada: These seats are now a three-way race between the Liberals, Conservatives, and NDP



Decided Vote



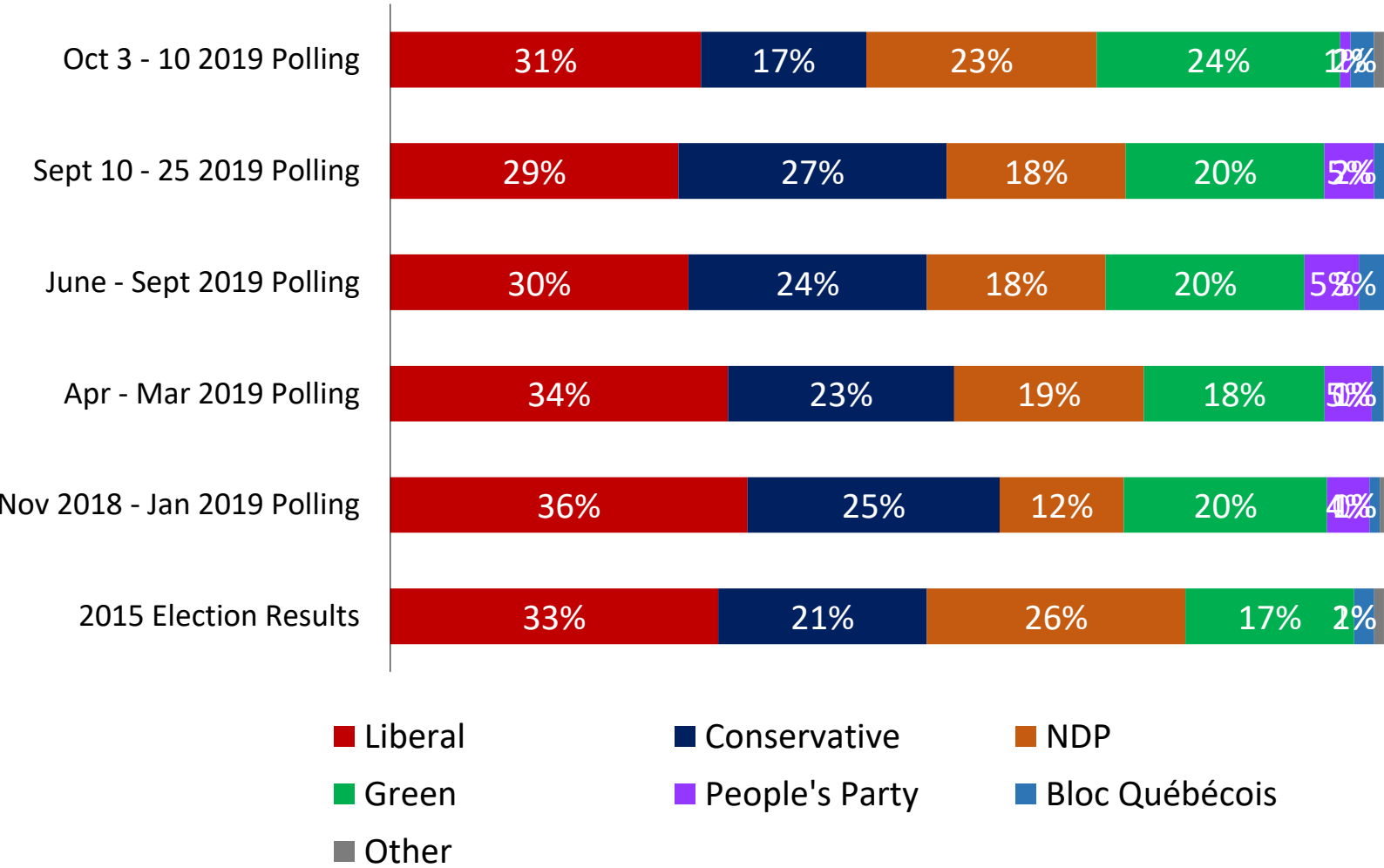
The strongest NDP seats outside of Quebec grouped with some in which they were competitive against the Conservatives.

Party	Seats Won 2015	Seats Won 2011*
Liberal	0	0
CPC	0	2
NDP	16	14

\*2011 results were transposed from previous riding boundaries to the 338 current federal electoral districts

# Green Target: The Greens are up to 24% in their target seats, still trailing behind the Liberals

Q Decided Vote



Seats where the Greens showed some strength in 2015 and could target this time around. 7/15 of these seats are on Vancouver Island.

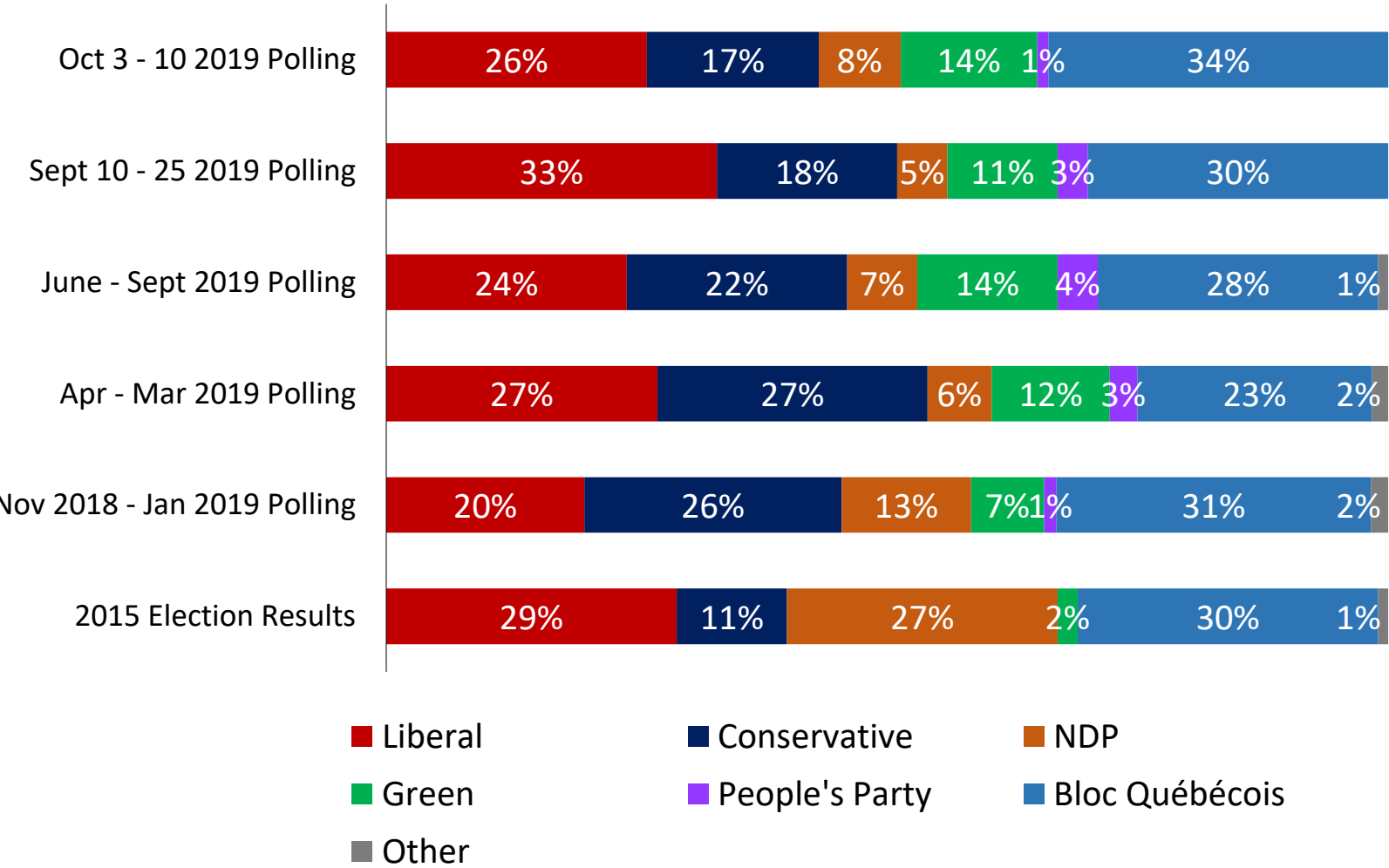
Party	Seats Won 2015	Seats Won 2011*
Liberal	6	2
CPC	0	5
NDP	7	7
Bloc	1	0
Green	1	1

\*2011 results were transposed from previous riding boundaries to the 338 current federal electoral districts

# BQ Competitive: The Bloc are now ahead of where they were in 2015, putting them in the lead in this group of seats



Decided Vote




Seats where the Bloc has been competitive in 2011 and 2015, excluding some that fall into other clusters.

Party	Seats Won 2015	Seats Won 2011*
Liberal	5	0
CPC	1	0
NDP	3	14
Bloc	9	4

\*2011 results were transposed from previous riding boundaries to the 338 current federal electoral districts

# Federal Vote: Quebec Regions



# Regional Analysis

Respondents were grouped together into their federal electoral districts based on the first three digits of their postal code. The electoral districts were then grouped geographically into subregions within the larger divisions of the country.

**This section shows the results of the most Quebec subregions and compares them to the last election, as well as various points throughout 2019.**

Because of the small sample in each subregion, the results of the several surveys have been pooled together.

The table beside here shows the complete list of regions and the sample size of respondents in each region. The total weighted n-size of respondents matched to electoral districts is 4,016 in the October 3<sup>rd</sup> to 10<sup>th</sup> sample.

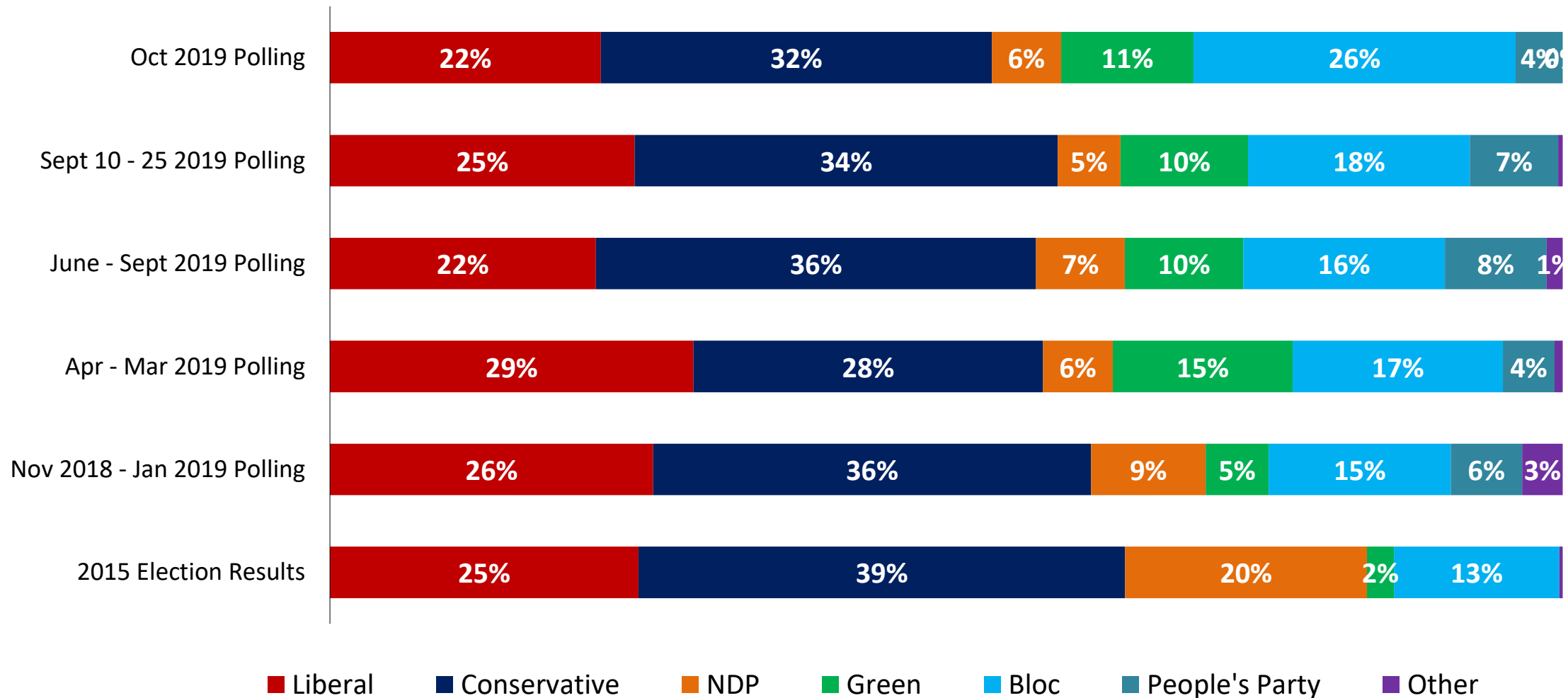
Region	Subregion	N-Size
		Oct 3-10
Atlantic Canada	Urban Atlantic	114
	Rural Atlantic	144
Quebec	<b>Quebec City Area</b>	147
	<b>Rural Francophone Quebec</b>	303
	<b>Francophone Montreal/Suburbs</b>	251
	<b>Quebec: Anglophone or Mixed</b>	231
Ontario	Toronto	325
	GTA Suburbs	390
	South/West	419
	North/East	418
Prairies	Saskatoon/Regina	64
	Winnipeg	109
	Rest of Prairies	90
Alberta	Edmonton	120
	Calgary	149
	Rest of Alberta	195
BC	City of Vancouver	92
	Vancouver Suburbs	185
	Fraser Valley	49
	Vancouver Island	102
	Rest of BC	118



# Quebec City & Beauce Area: The Bloc Quebecois have doubled their vote share in the Quebec City Area, likely at the expense of the NDP

Q

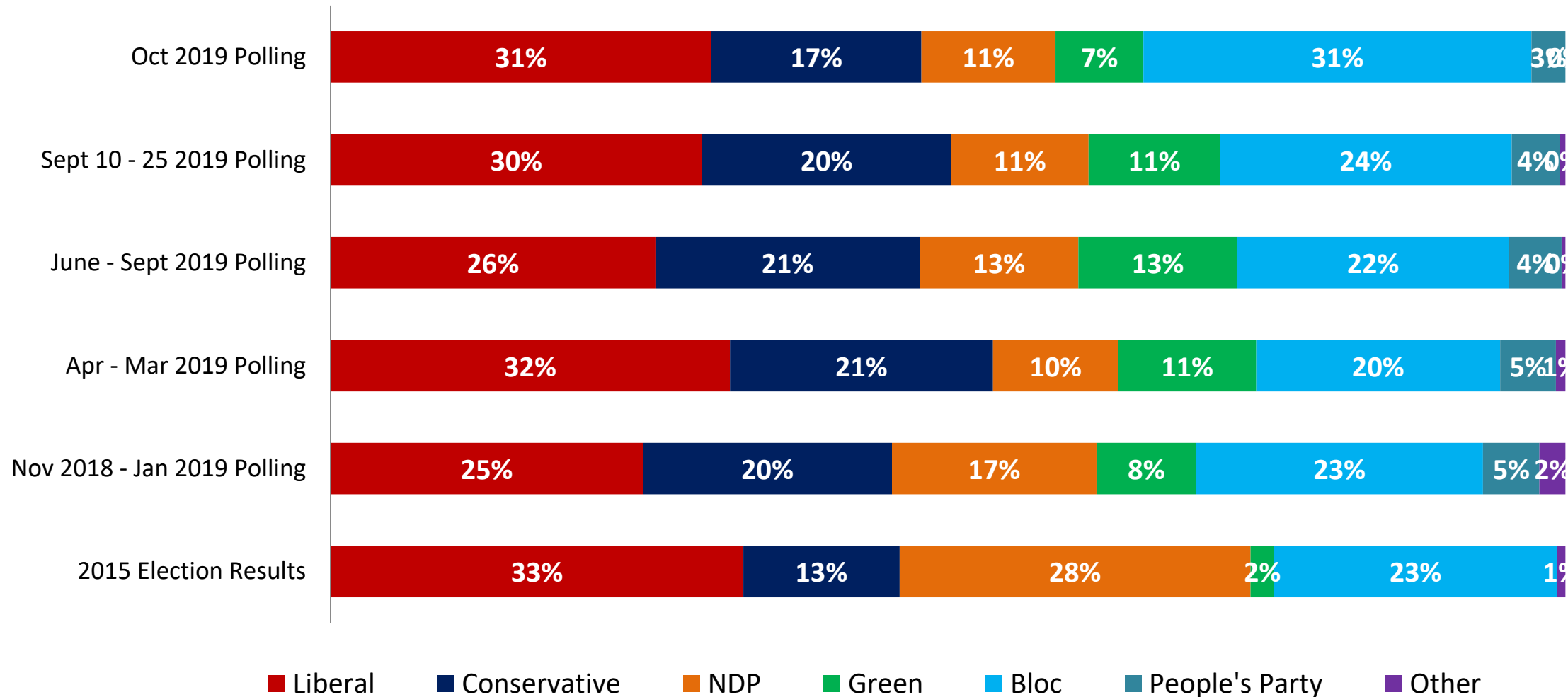
Decided Vote



# Rural Francophone Quebec: The Bloc are up eight points in the last election; the Liberals have remained steady, now tied with the Bloc

Q

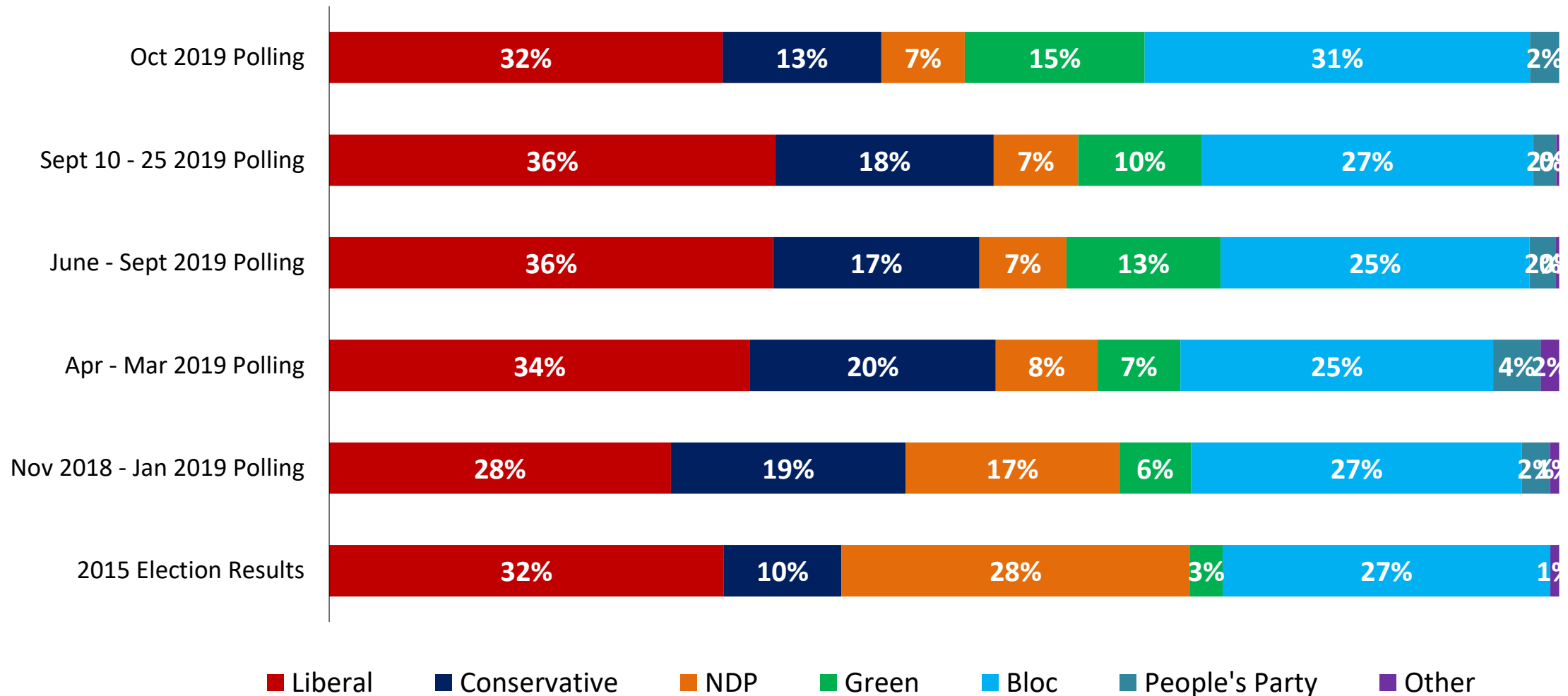
Decided Vote



# Francophone Montreal/Suburbs: The Liberals and Bloc remain close while the NDP has dropped more than 20 points

Q

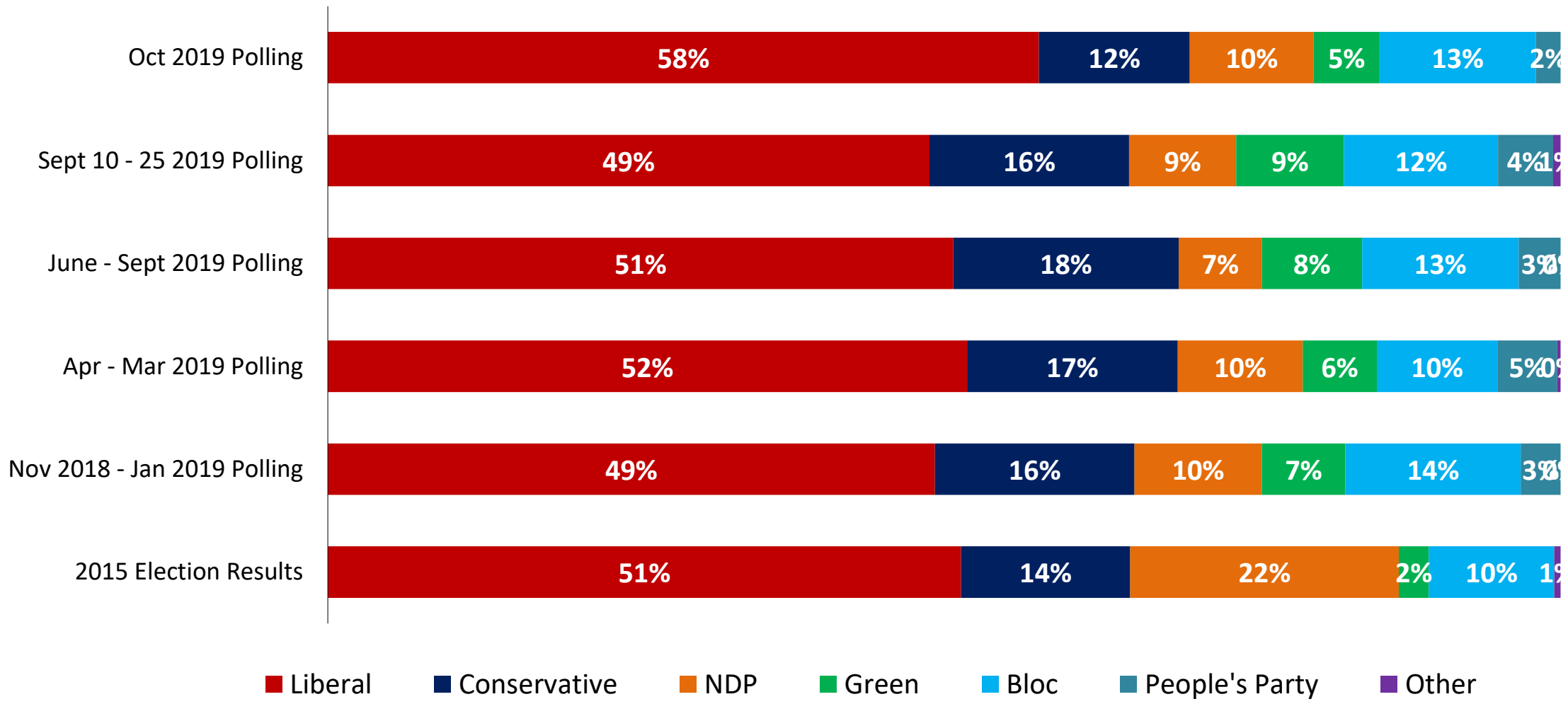
Decided Vote



# Quebec Anglophone/Mixed: The Liberal lead in Anglophone Quebec is now stronger than it was in 2015




Decided Vote



# Appendix:

## Seat Cluster Definitions



## Defining the Seat Clusters

**This section outlines the precise definition of each seat cluster and which federal electoral districts it contains.**

For this analysis, we based the clusters on a few key definitions that are repeated throughout this section:

- **Stronghold:** A seat won by a party in *both* 2011 and 2015 by >10%
- **Competitive:** A seat won in either 2011 or 2015 by the party OR lost by an average of less than 10% across *both* elections (a seat can be competitive for multiple parties)
- **Two-way races** (e.g. LPC-CPC): Seats that are competitive for both listed parties, but for *no other* parties.
  - LPC-CPC note: These seats have a manual adjustment so that if the Liberals were competitive in 2015 but not 2011 they are still included.

Seats are assigned to clusters by a combination of the classifications above with regional breakdowns. Some special rules are used for Green Targets and 2015 3-way races and some manual adjustments are made to reflect special circumstances and are noted throughout.

# Seat Cluster Distribution by Region

	Vancouver Island	Lower Mainland	Rest of BC	Edmonton /Calgary	Rest of Alberta	Saskatoon /Regina	Winnipeg	Rest of Prairies	Toronto	Rest of GTA	Ontario: South/ West	Ontario: North/ East	Montreal: Anglophone ridings	Montreal: Francophone ridings	Quebec City Area	Rest of Quebec	Atlantic
Strong CPC		1	1	13	15	3		12		2	7	5			6		
Other LPC-CPC			5	5			5	1					1		2		
LPC-CPC Atlantic																	14
LPC-CPC Rest of Ontario											16	18					
LPC-CPC Toronto & GTA									8	25							
LPC-CPC Lower Mainland		11															
2015 3-Way		4	2			1	1	1			1	1			3		
Strong LPC		2				1			8	1		4	5	1			10
LPC-NDP Quebec													5	12	1	9	
LPC-NDP RoC		2					2	1	9	1	1	4					6
NDP Strong/Swing QC													1	3		10	
NDP Strong/Swing RoC		3	2	1		1		1			6	2					
Green Target	7	3									1	1		1			2
BQ Competitive														6	1	11	

# Strong CPC

Includes CPC stronghold seats (won in both 2011 & 2015 by >10%) OR CPC-only competitive seats (won in either 2011/2015 or lost by an average of <10%, and competitive for no other parties). 3 decisive CPC wins in Quebec city from 2015 are added manually to this group even though they technically are classified as competitive for the NDP because based on their strength in 2011.

Federal Electoral District	Province	Sub-region
Calgary Forest Lawn	Alberta	Edmonton/Calgary
Calgary Heritage	Alberta	Edmonton/Calgary
Calgary Midnapore	Alberta	Edmonton/Calgary
Calgary Nose Hill	Alberta	Edmonton/Calgary
Calgary Rocky Ridge	Alberta	Edmonton/Calgary
Calgary Shepard	Alberta	Edmonton/Calgary
Calgary Signal Hill	Alberta	Edmonton/Calgary
Edmonton Griesbach	Alberta	Edmonton/Calgary
Edmonton Manning	Alberta	Edmonton/Calgary
Edmonton Riverbend	Alberta	Edmonton/Calgary
Edmonton West	Alberta	Edmonton/Calgary
St. Albert--Edmonton	Alberta	Edmonton/Calgary
Sherwood Park--Fort Saskatchewan	Alberta	Edmonton/Calgary
Banff--Airdrie	Alberta	Rest of Alberta
Battle River--Crowfoot	Alberta	Rest of Alberta
Bow River	Alberta	Rest of Alberta
Edmonton--Wetaskiwin	Alberta	Rest of Alberta
Foothills	Alberta	Rest of Alberta
Fort McMurray--Cold Lake	Alberta	Rest of Alberta
Grande Prairie--Mackenzie	Alberta	Rest of Alberta
Lakeland	Alberta	Rest of Alberta
Lethbridge	Alberta	Rest of Alberta
Medicine Hat--Cardston--Warner	Alberta	Rest of Alberta
Peace River--Westlock	Alberta	Rest of Alberta
Red Deer--Mountain View	Alberta	Rest of Alberta
Red Deer--Lacombe	Alberta	Rest of Alberta
Sturgeon River--Parkland	Alberta	Rest of Alberta
Yellowhead	Alberta	Rest of Alberta

Federal Electoral District	Province	Sub-region
Abbotsford	British Columbia	Lower mainland
Prince George--Peace River--Northern Rockies	British Columbia	Rest of BC
Brandon--Souris	Manitoba	Rest of prairies
Dauphin--Swan River--Neepawa	Manitoba	Rest of prairies
Portage--Lisgar	Manitoba	Rest of prairies
Provencher	Manitoba	Rest of prairies
Selkirk--Interlake--Eastman	Manitoba	Rest of prairies
Haliburton--Kawartha Lakes--Brock	Ontario	Ontario: North/East
Lanark--Frontenac--Kingston	Ontario	Ontario: North/East
Renfrew--Nipissing--Pembroke	Ontario	Ontario: North/East
Stormont--Dundas--South Glengarry	Ontario	Ontario: North/East
York--Simcoe	Ontario	Ontario: North/East
Brantford--Brant	Ontario	Ontario: South/West
Elgin--Middlesex--London	Ontario	Ontario: South/West
Lambton--Kent--Middlesex	Ontario	Ontario: South/West
Niagara West	Ontario	Ontario: South/West
Oxford	Ontario	Ontario: South/West
Sarnia--Lambton	Ontario	Ontario: South/West
Wellington--Halton Hills	Ontario	Ontario: South/West
Oshawa	Ontario	Rest of GTA
Thornhill	Ontario	Rest of GTA

Federal Electoral District	Province	Sub-region
Beauce	Quebec	Quebec City Area
Bellechasse--Les Etchemins--Lévis	Quebec	Quebec City Area
Charlesbourg--Haute-Saint-Charles	Quebec	Quebec City Area
Lévis--Lotbinière	Quebec	Quebec City Area
Louis-Saint-Laurent	Quebec	Quebec City Area
Portneuf--Jacques-Cartier	Quebec	Quebec City Area
Battlefords--Lloydminster	Saskatchewan	Rest of prairies
Cypress Hills--Grasslands	Saskatchewan	Rest of prairies
Carlton Trail--Eagle Creek	Saskatchewan	Rest of prairies
Moose Jaw--Lake Centre--Lanigan	Saskatchewan	Rest of prairies
Prince Albert	Saskatchewan	Rest of prairies
Souris--Moose Mountain	Saskatchewan	Rest of prairies
Yorkton--Melville	Saskatchewan	Rest of prairies
Regina--Qu'Appelle	Saskatchewan	Saskatoon/Regina
Saskatoon--Grasswood	Saskatchewan	Saskatoon/Regina
Saskatoon--University	Saskatchewan	Saskatoon/Regina



# Strong LPC

Includes LPC stronghold seats (won in both 2011 & 2015 by >10%) OR LPC-only competitive seats (won in either 2011/2015 or lost by an average of <10%, and competitive for no other parties).

Federal Electoral District	Province	Sub-region
Vancouver Centre	British Columbia	Lower mainland
Vancouver Quadra	British Columbia	Lower mainland
Beauséjour	New Brunswick	Atlantic
Bonavista--Burin--Trinity	Newfoundland and Labrador	Atlantic
Coast Of Bays--Central--Notre Dame	Newfoundland and Labrador	Atlantic
Long Range Mountains	Newfoundland and Labrador	Atlantic
Cape Breton--Canso	Nova Scotia	Atlantic
Halifax West	Nova Scotia	Atlantic
Kings--Hants	Nova Scotia	Atlantic
Sydney--Victoria	Nova Scotia	Atlantic
Kingston And The Islands	Ontario	Ontario: North/East
Nipissing--Timiskaming	Ontario	Ontario: North/East
Ottawa South	Ontario	Ontario: North/East
Ottawa--Vanier	Ontario	Ontario: North/East
Markham--Thornhill	Ontario	Rest of GTA
Don Valley East	Ontario	Toronto
Etobicoke North	Ontario	Toronto
Toronto--St. Paul's	Ontario	Toronto
Scarborough--Agincourt	Ontario	Toronto
Scarborough--Guildwood	Ontario	Toronto
Scarborough--Rouge Park	Ontario	Toronto
Toronto Centre	Ontario	Toronto
Humber River--Black Creek	Ontario	Toronto
Cardigan	Prince Edward Island	Atlantic
Charlottetown	Prince Edward Island	Atlantic
Lac-Saint-Louis	Quebec	Montreal: Anglophone ridings
Notre-Dame-De-Grâce--Westmount	Quebec	Montreal: Anglophone ridings
Papineau	Quebec	Montreal: Anglophone ridings
Saint-Laurent	Quebec	Montreal: Anglophone ridings
Saint-Léonard--Saint-Michel	Quebec	Montreal: Anglophone ridings
Bourassa	Quebec	Montreal: Francophone ridings
Regina--Wascana	Saskatchewan	Saskatoon/Regina

# LPC-CPC GTA

Includes LPC-CPC seats (competitive for both the LPC and CPC, but no other parties) in the Greater Toronto Area.

Federal Electoral District	Province	Sub-region
Ajax	Ontario	Rest of GTA
Aurora--Oak Ridges--Richmond Hill	Ontario	Rest of GTA
Brampton Centre	Ontario	Rest of GTA
Brampton North	Ontario	Rest of GTA
Brampton South	Ontario	Rest of GTA
Brampton West	Ontario	Rest of GTA
Burlington	Ontario	Rest of GTA
Durham	Ontario	Rest of GTA
King--Vaughan	Ontario	Rest of GTA
Markham--Stouffville	Ontario	Rest of GTA
Markham--Unionville	Ontario	Rest of GTA
Milton	Ontario	Rest of GTA
Mississauga Centre	Ontario	Rest of GTA
Mississauga East--Cooksville	Ontario	Rest of GTA
Mississauga--Erin Mills	Ontario	Rest of GTA
Mississauga--Lakeshore	Ontario	Rest of GTA
Mississauga--Malton	Ontario	Rest of GTA
Mississauga--Streetsville	Ontario	Rest of GTA
Newmarket--Aurora	Ontario	Rest of GTA
Oakville	Ontario	Rest of GTA
Oakville North--Burlington	Ontario	Rest of GTA
Pickering--Uxbridge	Ontario	Rest of GTA
Richmond Hill	Ontario	Rest of GTA
Vaughan--Woodbridge	Ontario	Rest of GTA
Whitby	Ontario	Rest of GTA
Don Valley North	Ontario	Toronto
Don Valley West	Ontario	Toronto
Eglinton--Lawrence	Ontario	Toronto
Etobicoke Centre	Ontario	Toronto
Etobicoke--Lakeshore	Ontario	Toronto
Scarborough Centre	Ontario	Toronto
Willowdale	Ontario	Toronto
York Centre	Ontario	Toronto

# LPC-CPC Rest of Ontario

Includes LPC-CPC seats (competitive for both the LPC and CPC, but no other parties) in the rest of Ontario.

Federal Electoral District	Province	Sub-region
Barrie--Innisfil	Ontario	Ontario: North/East
Barrie--Springwater--Oro-Medonte	Ontario	Ontario: North/East
Bay Of Quinte	Ontario	Ontario: North/East
Dufferin--Caledon	Ontario	Ontario: North/East
Glengarry--Prescott--Russell	Ontario	Ontario: North/East
Hastings--Lennox And Addington	Ontario	Ontario: North/East
Kanata--Carleton	Ontario	Ontario: North/East
Leeds--Grenville--Thousand Islands And Rideau Lakes	Ontario	Ontario: North/East
Nepean	Ontario	Ontario: North/East
Northumberland--Peterborough South	Ontario	Ontario: North/East
Orléans	Ontario	Ontario: North/East
Ottawa West--Nepean	Ontario	Ontario: North/East
Parry Sound--Muskoka	Ontario	Ontario: North/East
Peterborough--Kawartha	Ontario	Ontario: North/East
Carleton	Ontario	Ontario: North/East
Sault Ste. Marie	Ontario	Ontario: North/East
Simcoe--Grey	Ontario	Ontario: North/East
Simcoe North	Ontario	Ontario: North/East
Bruce--Grey--Owen Sound	Ontario	Ontario: South/West
Cambridge	Ontario	Ontario: South/West
Chatham-Kent--Leamington	Ontario	Ontario: South/West
Flamborough--Glanbrook	Ontario	Ontario: South/West
Haldimand--Norfolk	Ontario	Ontario: South/West
Hamilton West--Ancaster--Dundas	Ontario	Ontario: South/West
Huron--Bruce	Ontario	Ontario: South/West
Kitchener Centre	Ontario	Ontario: South/West
Kitchener--Conestoga	Ontario	Ontario: South/West
Kitchener South--Hespeler	Ontario	Ontario: South/West
London North Centre	Ontario	Ontario: South/West
London West	Ontario	Ontario: South/West
Niagara Falls	Ontario	Ontario: South/West
Perth--Wellington	Ontario	Ontario: South/West

# LPC-CPC Lower Mainland

Includes LPC-CPC seats (competitive for both the LPC and CPC, but no other parties) in the Lower Mainland.

Federal Electoral District	Province	Sub-region
Chilliwack--Hope	British Columbia	Lower mainland
Cloverdale--Langley City	British Columbia	Lower mainland
Delta	British Columbia	Lower mainland
Fleetwood--Port Kells	British Columbia	Lower mainland
Langley--Aldergrove	British Columbia	Lower mainland
Mission--Matsqui--Fraser Canyon	British Columbia	Lower mainland
Richmond Centre	British Columbia	Lower mainland
South Surrey--White Rock	British Columbia	Lower mainland
Steveston--Richmond East	British Columbia	Lower mainland
Vancouver Granville	British Columbia	Lower mainland
Vancouver South	British Columbia	Lower mainland

# LPC-CPC Atlantic Canada

Includes LPC-CPC seats (competitive for both the LPC and CPC, but no other parties) in Atlantic Canada.

Federal Electoral District	Province	Sub-region
Fundy Royal	New Brunswick	Atlantic
Madawaska--Restigouche	New Brunswick	Atlantic
Miramichi--Grand Lake	New Brunswick	Atlantic
Moncton--Riverview--Dieppe	New Brunswick	Atlantic
New Brunswick Southwest	New Brunswick	Atlantic
Saint John--Rothesay	New Brunswick	Atlantic
Tobique--Mactaquac	New Brunswick	Atlantic
Avalon	Newfoundland and Labrador	Atlantic
Labrador	Newfoundland and Labrador	Atlantic
Central Nova	Nova Scotia	Atlantic
Cumberland--Colchester	Nova Scotia	Atlantic
South Shore--St. Margarets	Nova Scotia	Atlantic
West Nova	Nova Scotia	Atlantic
Egmont	Prince Edward Island	Atlantic

## Other LPC-CPC

Includes all other LPC-CPC seats (competitive for both the LPC and CPC, but no other parties). Three of these are in Quebec, five in rural BC, and eleven in the prairies/Alberta.

Federal Electoral District	Province	Sub-region
Calgary Centre	Alberta	Edmonton/Calgary
Calgary Confederation	Alberta	Edmonton/Calgary
Calgary Skyview	Alberta	Edmonton/Calgary
Edmonton Centre	Alberta	Edmonton/Calgary
Edmonton Mill Woods	Alberta	Edmonton/Calgary
Cariboo--Prince George	British Columbia	Rest of BC
Central Okanagan--Similkameen--Nicola	British Columbia	Rest of BC
Kelowna--Lake Country	British Columbia	Rest of BC
North Okanagan--Shuswap	British Columbia	Rest of BC
Charleswood--St. James--Assiniboia--Headingley	Manitoba	Winnipeg
Kildonan--St. Paul	Manitoba	Winnipeg
Saint Boniface--Saint Vital	Manitoba	Winnipeg
Winnipeg South	Manitoba	Winnipeg
Winnipeg South Centre	Manitoba	Winnipeg
Nunavut	Nunavut	Territories
Mount Royal	Quebec	Montreal: Anglophone ridings
Beauport--Côte-De-Beaupré--Île D'orléans--Charlevoix	Quebec	Quebec City Area
Mégantic--L'érable	Quebec	Quebec City Area
Yukon	Yukon	Territories

# LPC-NDP Quebec

Includes LPC-NDP seats (competitive for both the LPC and CPC, but no other parties) in Quebec.

Federal Electoral District	Province	Sub-region
Ahuntsic-Cartierville	Quebec	Montreal: Anglophone ridings
Dorval--Lachine--Lasalle	Quebec	Montreal: Anglophone ridings
Laval--Les Îles	Quebec	Montreal: Anglophone ridings
Pierrefonds--Dollard	Quebec	Montreal: Anglophone ridings
Ville-Marie--Le Sud-Ouest--Île-Des-Soeurs	Quebec	Montreal: Anglophone ridings
Alfred-Pellan	Quebec	Montreal: Francophone ridings
Thérèse-De Blainville	Quebec	Montreal: Francophone ridings
Brossard--Saint-Lambert	Quebec	Montreal: Francophone ridings
Honoré-Mercier	Quebec	Montreal: Francophone ridings
Hull--Aylmer	Quebec	Montreal: Francophone ridings
La Prairie	Quebec	Montreal: Francophone ridings
Lasalle--Émard--Verdun	Quebec	Montreal: Francophone ridings
Longueuil--Charles-Lemoyne	Quebec	Montreal: Francophone ridings
Rivière-Des-Mille-Îles	Quebec	Montreal: Francophone ridings
Marc-Aurèle-Fortin	Quebec	Montreal: Francophone ridings
Vaudreuil--Soulanges	Quebec	Montreal: Francophone ridings
Vimy	Quebec	Montreal: Francophone ridings
Louis-Hébert	Quebec	Quebec City Area
Argenteuil--La Petite-Nation	Quebec	Rest of Quebec
Brome--Missisquoi	Quebec	Rest of Quebec
Châteauguay--Lacolle	Quebec	Rest of Quebec
Compton--Stanstead	Quebec	Rest of Quebec
Gatineau	Quebec	Rest of Quebec
Pontiac	Quebec	Rest of Quebec
Saint-Jean	Quebec	Rest of Quebec
Saint-Maurice--Champlain	Quebec	Rest of Quebec
Shefford	Quebec	Rest of Quebec

# LPC-NDP Rest of Canada

Includes LPC-NDP seats (competitive for both the LPC and CPC, but no other parties) in the rest of Canada.

Federal Electoral District	Province	Sub-region
Surrey Centre	British Columbia	Lower mainland
Surrey--Newton	British Columbia	Lower mainland
Winnipeg Centre	Manitoba	Winnipeg
Winnipeg North	Manitoba	Winnipeg
Acadie--Bathurst	New Brunswick	Atlantic
St. John's East	Newfoundland and Labrador	Atlantic
St. John's South--Mount Pearl	Newfoundland and Labrador	Atlantic
Northwest Territories	Northwest Territories	Territories
Dartmouth--Cole Harbour	Nova Scotia	Atlantic
Halifax	Nova Scotia	Atlantic
Sackville--Preston--Chezzetcook	Nova Scotia	Atlantic
Nickel Belt	Ontario	Ontario: North/East
Ottawa Centre	Ontario	Ontario: North/East
Sudbury	Ontario	Ontario: North/East
Thunder Bay--Rainy River	Ontario	Ontario: North/East
Hamilton East--Stoney Creek	Ontario	Ontario: South/West
Brampton East	Ontario	Rest of GTA
Beaches--East York	Ontario	Toronto
Davenport	Ontario	Toronto
Parkdale--High Park	Ontario	Toronto
Scarborough North	Ontario	Toronto
Scarborough Southwest	Ontario	Toronto
Spadina--Fort York	Ontario	Toronto
Toronto--Danforth	Ontario	Toronto
University--Rosedale	Ontario	Toronto
York South--Weston	Ontario	Toronto



## NDP Strong/Swing Quebec

Includes NDP stronghold seats (won in both 2011 & 2015 by >10%) or swing seats (competitive for the NDP, but potentially also other parties as well: won in either 2011/2015 or lost by an average of <10% across both elections) in Quebec. Excludes NDP-LPC races, which make up their own group.

Federal Electoral District	Province	Sub-region
Outremont	Quebec	Montreal: Anglophone ridings
Laurier--Sainte-Marie	Quebec	Montreal: Francophone ridings
Longueuil--Saint-Hubert	Quebec	Montreal: Francophone ridings
Rosemont--La Petite-Patrie	Quebec	Montreal: Francophone ridings
Abitibi--Baie-James--Nunavik--Eeyou	Quebec	Rest of Quebec
Abitibi--Témiscamingue	Quebec	Rest of Quebec
Berthier--Maskinongé	Quebec	Rest of Quebec
Rimouski-Neigette--Témiscouata--Les Basques	Quebec	Rest of Quebec
Drummond	Quebec	Rest of Quebec
Jonquière	Quebec	Rest of Quebec
Lac-Saint-Jean	Quebec	Rest of Quebec
Saint-Hyacinthe--Bagot	Quebec	Rest of Quebec
Sherbrooke	Quebec	Rest of Quebec
Trois-Rivières	Quebec	Rest of Quebec

## NDP Strong/Swing Rest of Canada

Includes NDP stronghold seats (won in both 2011 & 2015 by >10%) or swing seats (competitive for the NDP, but potentially also other parties as well: won in either 2011/2015 or lost by an average of <10% across both elections) outside of Quebec. Excludes NDP-LPC races, which make up their own group. Burnaby South was added to this category manually based on the by-election result (based on the 2015 result it would be classified as a 3-way race).

Federal Electoral District	Province	Sub-region
Edmonton Strathcona	Alberta	Edmonton/Calgary
Burnaby South	British Columbia	Lower mainland
New Westminster--Burnaby	British Columbia	Lower mainland
Vancouver Kingsway	British Columbia	Lower mainland
Kootenay--Columbia	British Columbia	Rest of BC
Skeena--Bulkley Valley	British Columbia	Rest of BC
Churchill--Keewatinook Aski	Manitoba	Rest of prairies
Algoma--Manitoulin--Kapuskasing	Ontario	Ontario: North/East
Timmins--James Bay	Ontario	Ontario: North/East
Essex	Ontario	Ontario: South/West
Hamilton Centre	Ontario	Ontario: South/West
Hamilton Mountain	Ontario	Ontario: South/West
London--Fanshawe	Ontario	Ontario: South/West
Windsor--Tecumseh	Ontario	Ontario: South/West
Windsor West	Ontario	Ontario: South/West
Saskatoon West	Saskatchewan	Saskatoon/Regina

## BQ Competitive

Includes any seat marked as BQ competitive (won in either 2011/2015 or lost by an average of <10% across both elections) unless the seat is another party's stronghold (won by a party in 2011 & 2015 by >10%) or a Green Target.

Federal Electoral District	Province	Sub-region
Hochelaga	Quebec	Montreal: Francophone ridings
La Pointe-De-L'île	Quebec	Montreal: Francophone ridings
Mirabel	Quebec	Montreal: Francophone ridings
Montarville	Quebec	Montreal: Francophone ridings
Repentigny	Quebec	Montreal: Francophone ridings
Terrebonne	Quebec	Montreal: Francophone ridings
Richmond--Arthabaska	Quebec	Quebec City Area
Avignon--La Mitis--Matane--Matapédia	Quebec	Rest of Quebec
Bécancour--Nicolet--Saurel	Quebec	Rest of Quebec
Beloeil--Chambly	Quebec	Rest of Quebec
Chicoutimi--Le Fjord	Quebec	Rest of Quebec
Gaspésie--Les Îles-De-La-Madeleine	Quebec	Rest of Quebec
Joliette	Quebec	Rest of Quebec
Laurentides--Labelle	Quebec	Rest of Quebec
Manicouagan	Quebec	Rest of Quebec
Montcalm	Quebec	Rest of Quebec
Rivière-Du-Nord	Quebec	Rest of Quebec
Salaberry--Suroît	Quebec	Rest of Quebec

# Green Target

Any seat where the greens got  $\geq 8\%$  in 2015. Note that 7/15 of these seats are Vancouver Island.

Federal Electoral District	Province	Sub-region
North Vancouver	British Columbia	Lower mainland
Vancouver East	British Columbia	Lower mainland
West Vancouver--Sunshine Coast--Sea To Sky Country	British Columbia	Lower mainland
Courtenay--Alberni	British Columbia	Vancouver Island
Cowichan--Malahat--Langford	British Columbia	Vancouver Island
Nanaimo--Ladysmith	British Columbia	Vancouver Island
Esquimalt--Saanich--Sooke	British Columbia	Vancouver Island
Saanich--Gulf Islands	British Columbia	Vancouver Island
North Island--Powell River	British Columbia	Vancouver Island
Victoria	British Columbia	Vancouver Island
Fredericton	New Brunswick	Atlantic
Thunder Bay--Superior North	Ontario	Ontario: North/East
Guelph	Ontario	Ontario: South/West
Malpeque	Prince Edward Island	Atlantic
Pierre-Boucher--Les Patriotes--Verchères	Quebec	Montreal: Francophone ridings

## 2015 3-way Races

Includes any seat where the CPC, NDP, and LPC were all within 10 points in 2015, so long as it is not also a green target or BQ competitive seat.

Federal Electoral District	Province	Sub-region
Burnaby North--Seymour	British Columbia	Lower mainland
Coquitlam--Port Coquitlam	British Columbia	Lower mainland
Pitt Meadows--Maple Ridge	British Columbia	Lower mainland
Port Moody--Coquitlam	British Columbia	Lower mainland
Kamloops--Thompson--Cariboo	British Columbia	Rest of BC
South Okanagan--West Kootenay	British Columbia	Rest of BC
Elmwood--Transcona	Manitoba	Winnipeg
Kenora	Ontario	Ontario: North/East
Niagara Centre	Ontario	Ontario: South/West
Beauport--Limoilou	Quebec	Quebec City Area
Montmagny--L'islet--Kamouraska--Rivière-Du-Loup	Quebec	Quebec City Area
Québec	Quebec	Quebec City Area
Desnethé--Missinippi--Churchill River	Saskatchewan	Rest of prairies
Regina--Lewvan	Saskatchewan	Saskatoon/Regina



# Building Understanding.

*Personalized research to connect you and your audiences.*

For more information, please contact:

**Greg Lyle**

President

(t) 416-642-6429

(e) [glyle@innovativeresearch.ca](mailto:glyle@innovativeresearch.ca)