

Trans Mountain Pipeline

Canada This Month

June 2019



Methodology



These are the results of the June 2019 Canada This Month survey conducted between June 28th and July 8th, 2019.

This online survey of 2,515 adult Canadians was conducted using INNOVATIVE's Canada 20/20 national research panel with additional respondents from Lucid, a leading provider of online sample. The results are weighted to n=1,200 based on Census data from Statistics Canada.

Respondents from the Canada 20/20 Panel and the Lucid constituent panels are recruited from a wide variety of sources to reflect the age, gender, region, and language characteristics of the country as a whole. Each survey is administered to a series of randomly selected samples from the panel and weighted to ensure that the overall sample's composition reflects that of the actual Canadian population according to Census data to provide results that are intended to approximate a probability sample.

INNOVATIVE provides each panellist with a unique URL via an email invitation so that only invited panel members are able to complete the survey, and panel members can only complete a particular survey once. Sub-regional quotas are set within regions to ensure there is a representative sample of respondents from across the entire region.

Confidence: This is a representative sample. However, since the online survey was not a random probability based sample, a margin of error cannot be calculated. Statements about margins of sampling error or population estimates do not apply to most online panels.

Weighting: Results for Canada are weighted by age, gender, and region to ensure that the overall sample's composition reflects that of the actual population according to Census data; in order to provide results that are intended to approximate a probability. Weighted and unweighted frequencies are reported in the table.

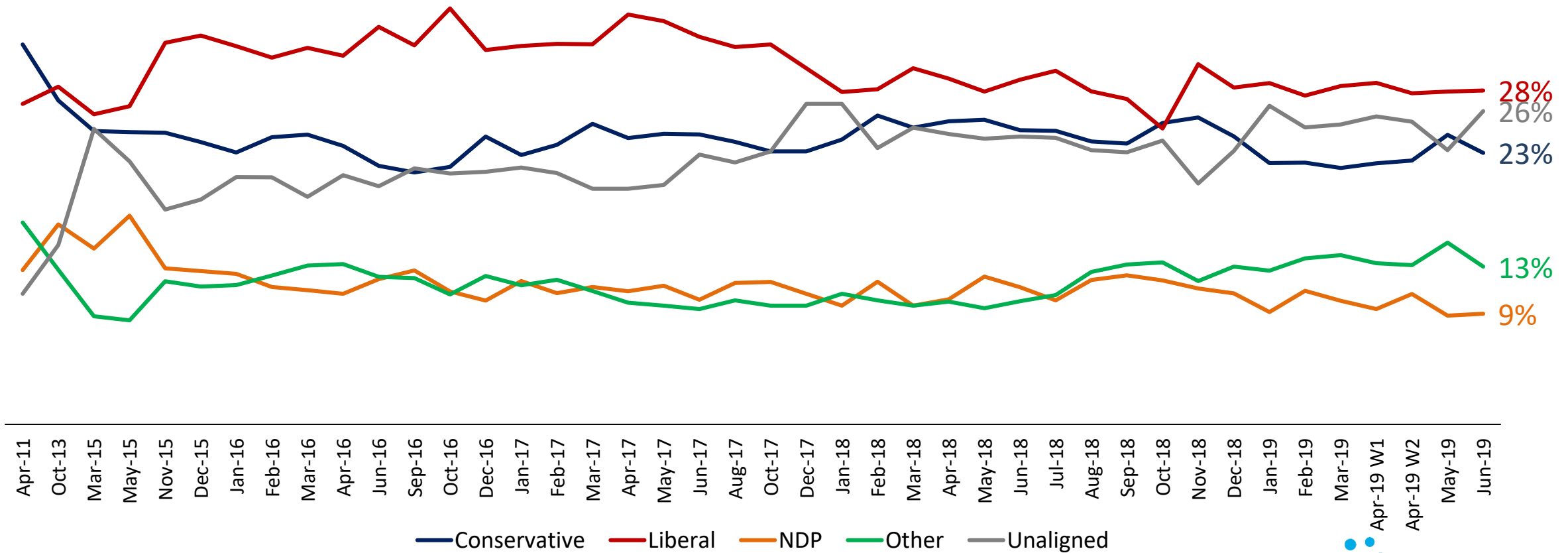
	Unweighted (n)	Unweighted (%)	Weighted (n)	Weighted (%)
Males 18-34	208	8.3%	165	13.8%
Males 35-54	327	13.0%	201	16.7%
Males 55+	806	32.0%	217	18.1%
Females 18-34	240	9.5%	163	13.6%
Females 35-54	343	13.6%	208	17.4%
Females 55+	591	23.5%	245	20.4%
Region				
BC	415	16.5%	163	13.6%
Alberta	275	10.9%	136	11.3%
Prairies	129	5.1%	80	6.7%
Ontario	820	32.6%	459	38.3%
Quebec	737	29.3%	280	23.3%
Atlantic	139	5.5%	82	6.8%

Federal Vote

Federal Party ID: Liberals maintain their lead in partisanship as CPC drop directionally to 23%



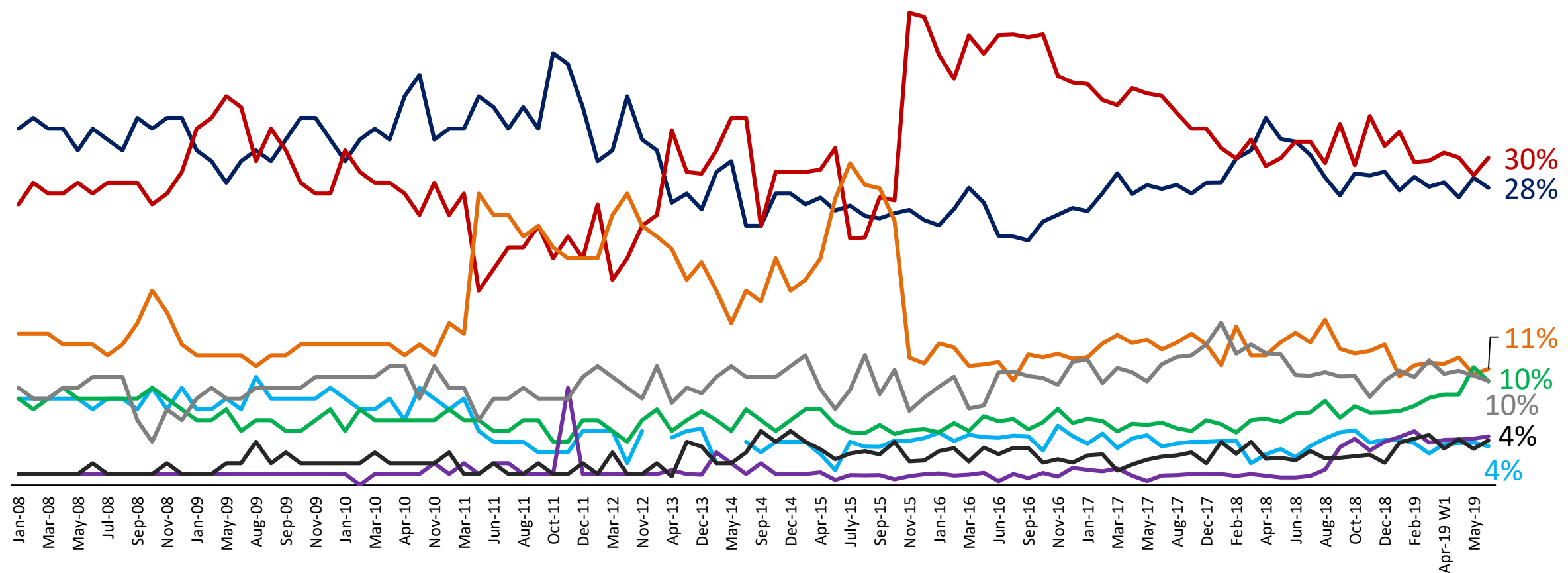
Thinking about politics in Canada, generally speaking, do you think of yourself as a...
[asked of all respondents]



Combined Federal Vote: Liberals and Conservatives remain directionally tied at 30% and 28% respectively



If a federal election were held today, which party would you vote for? In that case, which party do you lean toward slightly? [VOTE + LEAN]
[asked of all respondents]



- The Conservative Party
- The Liberal Party
- The New Democratic Party
- The Bloc Québécois
- The Green Party
- Undecided / don't know
- Would not vote / none
- Another party



Note: People's Party of Canada has been added since September 2018, included in 'Another party'.

Trans Mountain Pipeline

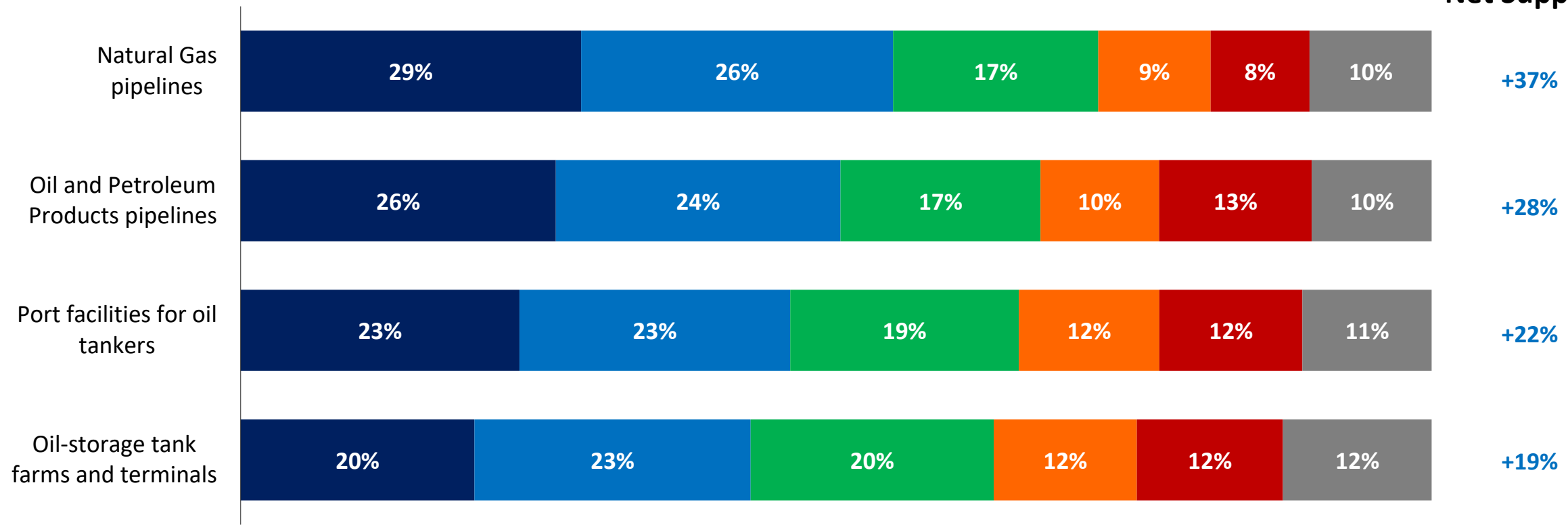
Support for Resource Development Infrastructure: Support is higher for natural gas pipelines than any oil-related infrastructure



Generally speaking, would your initial reaction be to support or oppose a proposal to build each of the following projects?

[asked of all respondents, n=1,200]

Net Support

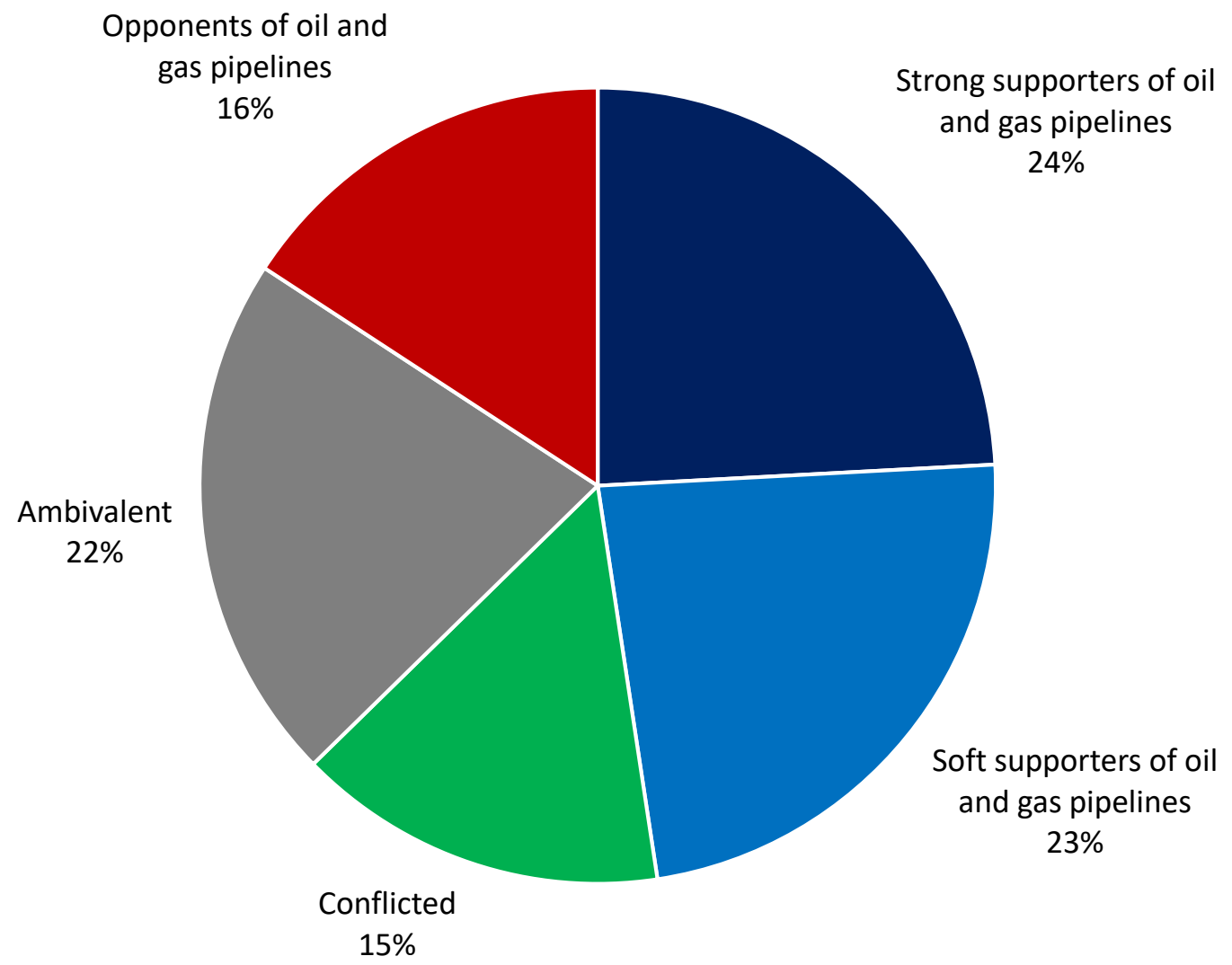


- Strongly support
- Somewhat support
- Neither support nor oppose
- Somewhat oppose
- Strongly oppose
- Don't know



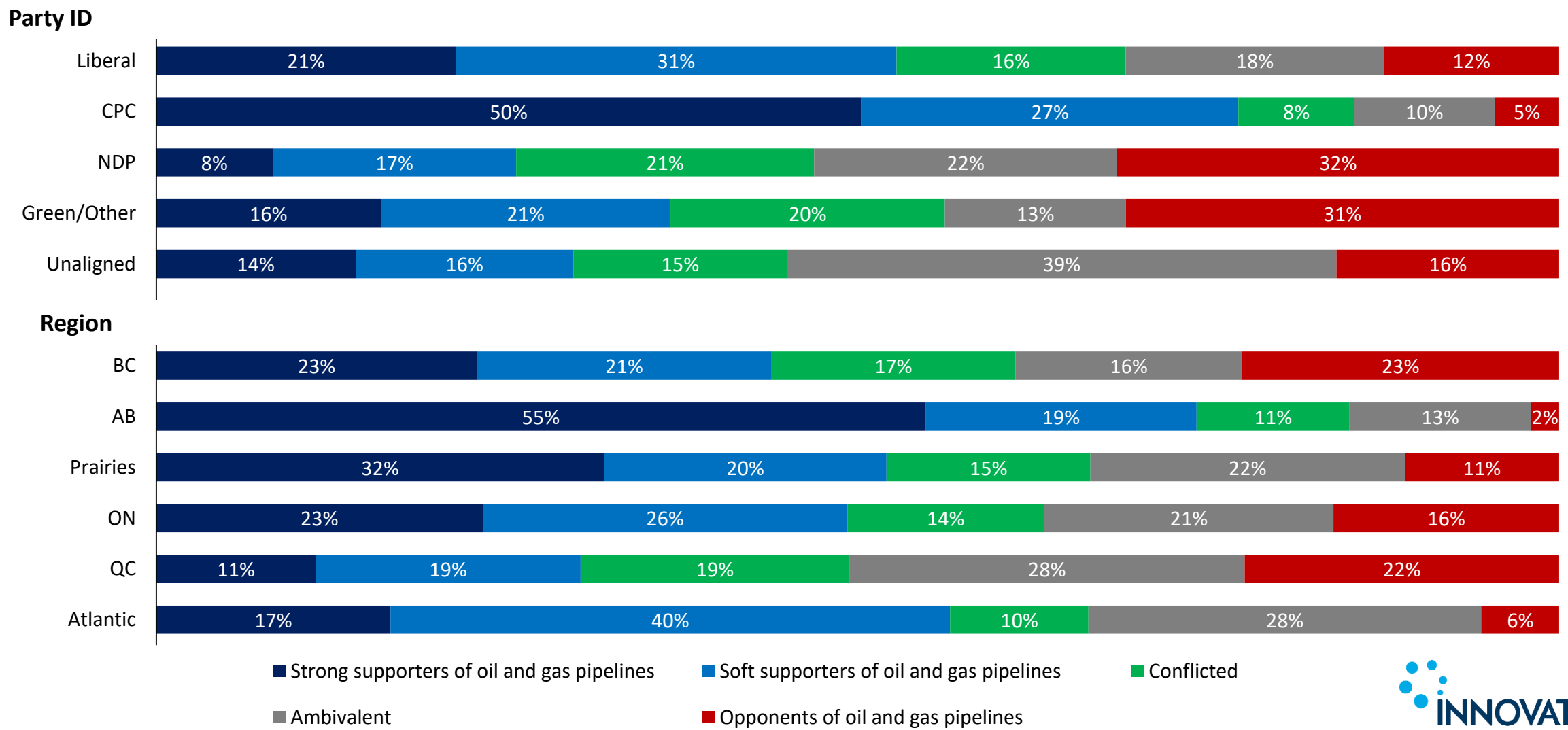
Pipeline Support: Half support both oil and gas pipeline projects with a quarter as strong supporters and another quarter as soft supporters

Based on respondents support for both natural gas and oil pipelines, they were grouped into similar segments for analysis.



Pipeline Support: Majority of Conservatives and Liberals are supporters of pipeline projects

Pipeline Support **BY** Party ID and Region

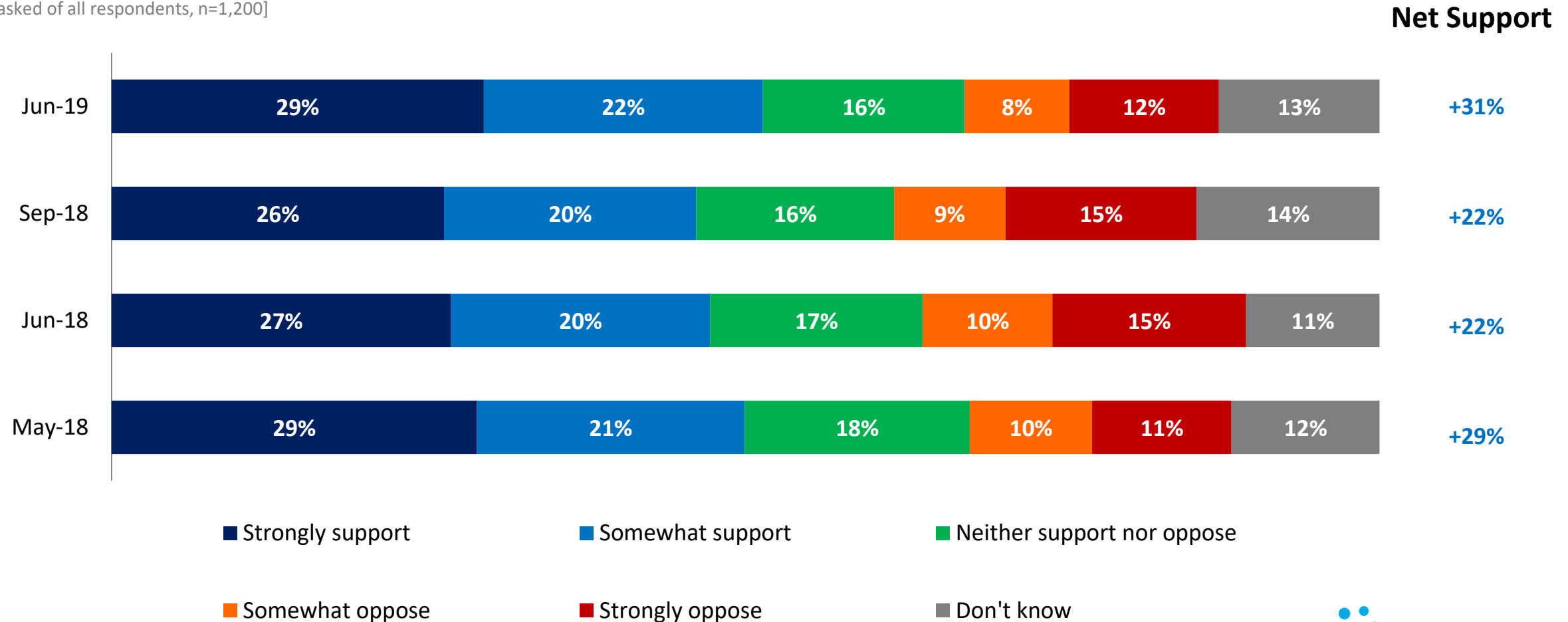


Approval: Net support for the pipeline approval is up since September 2018 from +22% to +31%



In 2016, the federal government announced it approved the Kinder Morgan oil pipeline expansion from Edmonton to Burnaby, BC (the Trans Mountain pipeline). Thinking about that decision, do you support or oppose the federal government decision to approve the Kinder Morgan oil pipeline expansion from Edmonton to Burnaby, BC (the Trans Mountain pipeline)?

[asked of all respondents, n=1,200]

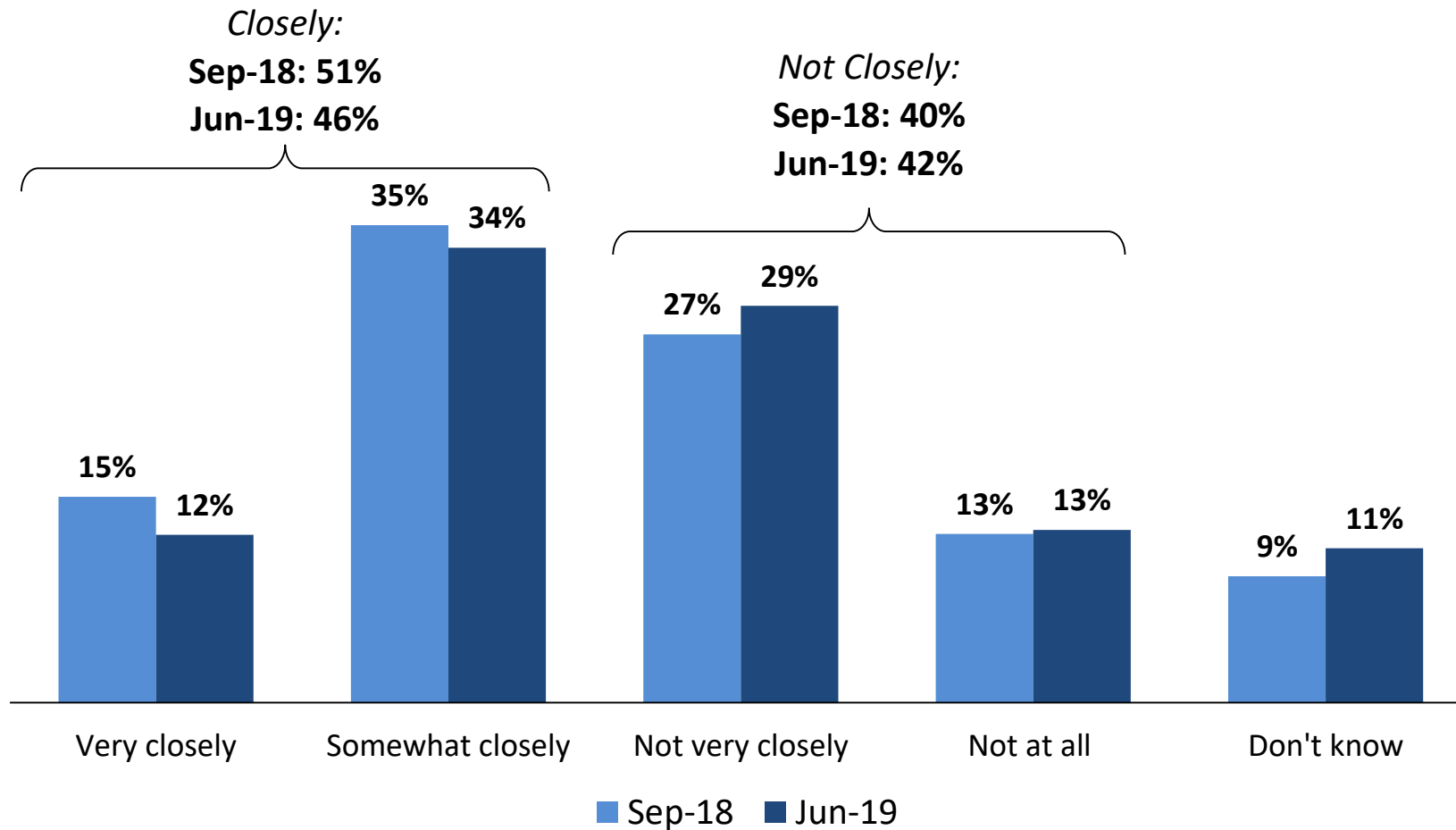


Attention to Review: Attention to the review has slipped slightly since September 2018, but 46% still say they are following closely

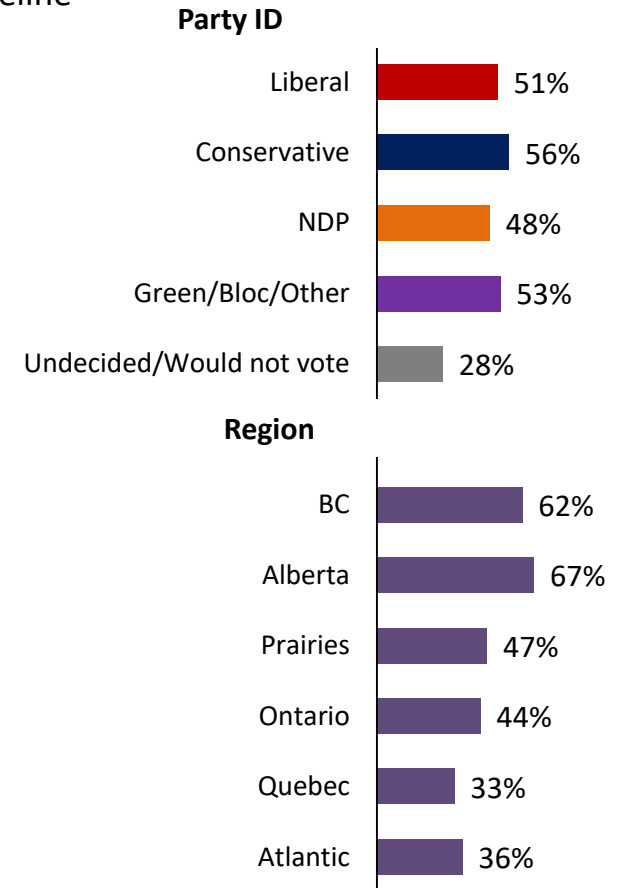


In August, the courts ruled that the regulatory review of the Trans Mountain pipeline was flawed and that the federal government failed in its duty to engage in meaningful consultation with First Nations before approving the project. How closely have you been following the news about the federal government’s decision on this oil pipeline expansion project in Canada?

[asked of all respondents, n=1,200]



Sample Breakdown ▶▶ Percentage who say 'Closely'



Support by Attention: Net support is highest among those who say they pay the most attention



Thinking about that decision, do you support or oppose the federal government decision to approve the Kinder Morgan oil pipeline expansion from Edmonton to Burnaby, BC (the Trans Mountain pipeline)? **BY** How closely have you been following the news about the federal government's decision on this oil pipeline expansion project in Canada?

[asked of all respondents]

Follow news about TMX

	Total	Very closely	Somewhat closely	Not very closely	Not at all
Strongly support	29%	71%	37%	22%	9%
Somewhat support	22%	7%	28%	29%	21%
Neither support nor oppose	16%	2%	11%	22%	28%
Somewhat oppose	8%	3%	8%	12%	13%
Strongly oppose	12%	16%	15%	10%	12%
Don't know	13%	1%	1%	6%	18%
Net Support	+31%	+59%	+43%	+29%	+6%

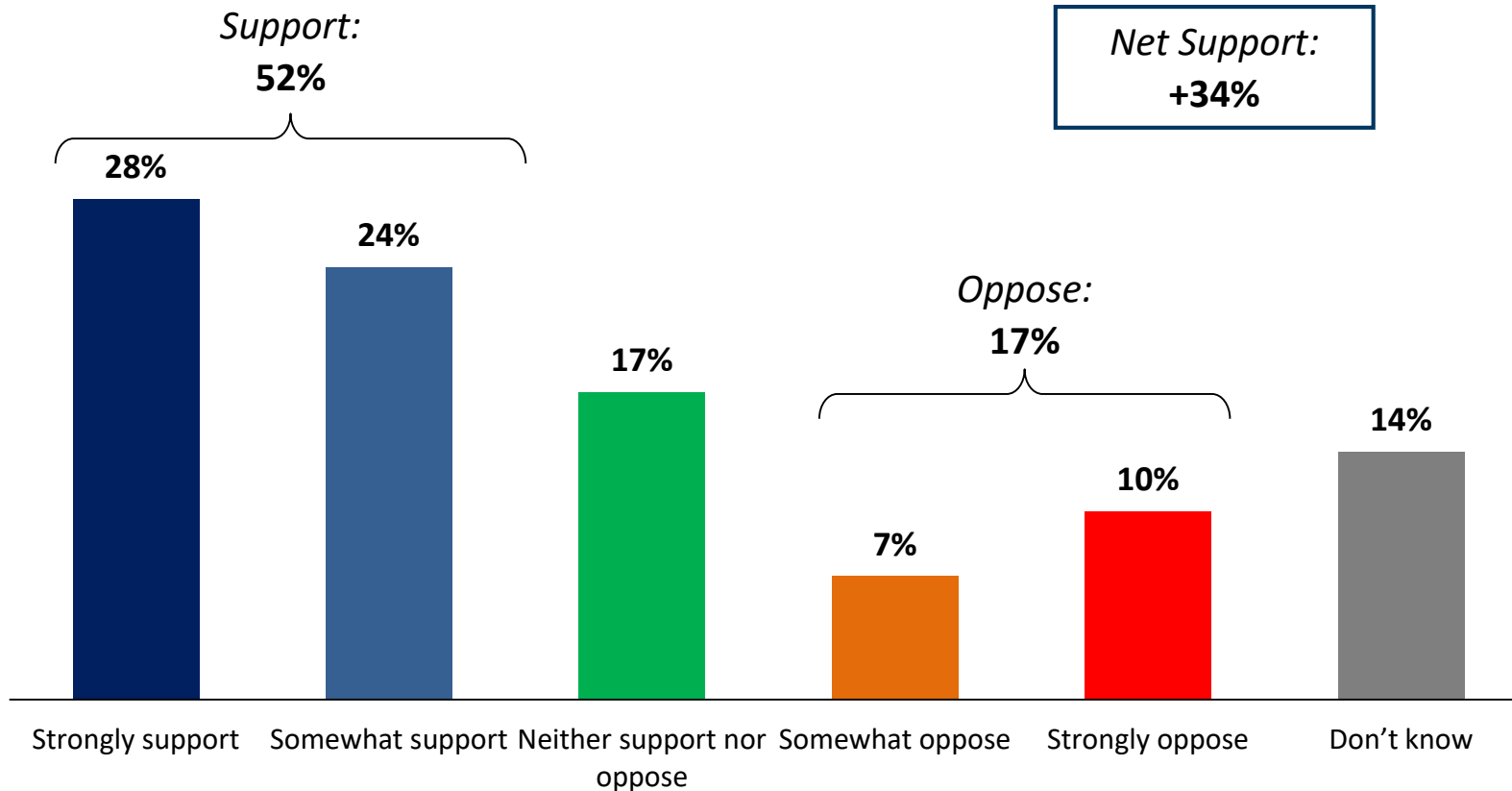
Support for Renewed Approval: A majority (52%) support the renewed approval after additional consultations



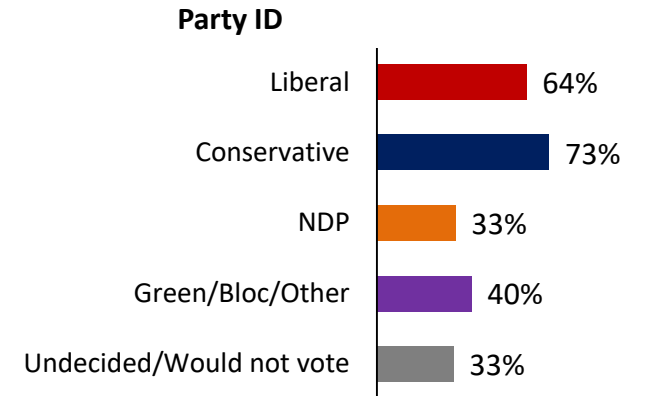
The federal government has now completed an additional consultation with First Nations. Several weeks ago, the federal government announced that process is completed and, after an additional review by Cabinet, renewed its approval to build the expansion with eight additional conditions to address First Nations concerns.

Do you support or oppose the federal government’s decision to renew its approval of the Trans Mountain Pipeline expansion?

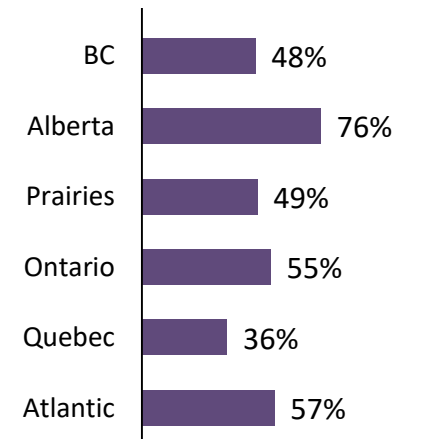
[asked of all respondents, n=1,200]



Sample Breakdown ▶▶ Percentage who say 'Support'



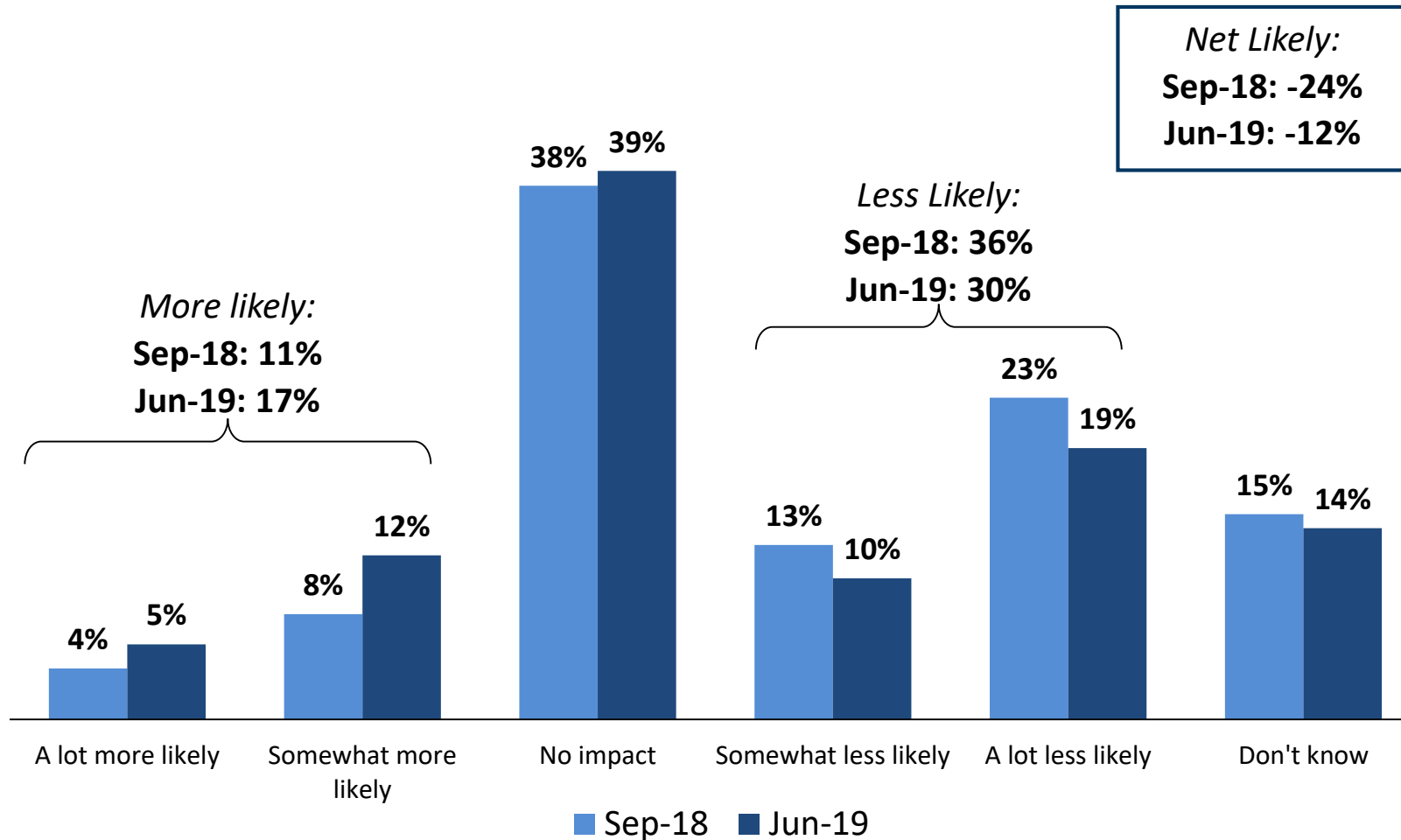
Region



Likelihood to Vote Liberal: The impact of the pipeline on Liberal vote choice has improved since September but is still underwater



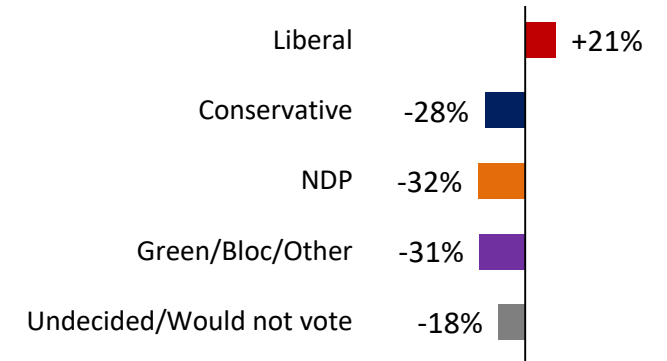
Thinking overall about the Kinder Morgan pipeline issue, has the federal government's handling of the issue left you feeling more or less likely to vote for the Liberal party in the 2019 Federal Election?
 [asked of all respondents, n=1,200]



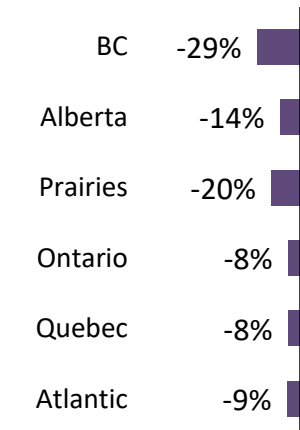
Sample Breakdown ▶▶

Net More Likely

Party ID



Region



Impact on Liberal Vote by Support: Impact on Liberal vote negative among opponents; only mildly positive among supporters



Thinking overall about the Kinder Morgan pipeline issue, has the federal government's handling of the issue left you feeling more or less likely to vote for the Liberal party in the 2019 Federal Election? **BY** Thinking about that decision, do you support or oppose the federal government decision to approve the Kinder Morgan oil pipeline expansion from Edmonton to Burnaby, BC (the Trans Mountain pipeline)?

[asked of all respondents]

Support for Approval of TMX

	Total	Support	Neutral/Don't Know	Oppose
A lot more likely	5%	9%	1%	1%
Somewhat more likely	12%	20%	4%	3%
No impact	39%	44%	41%	27%
Somewhat less likely	10%	6%	8%	24%
A lot less likely	19%	19%	8%	38%
Don't know	14%	3%	39%	7%
Net More Likely	-12%	+4%	-11%	-58%



Building Understanding.

Personalized research to connect you and your audiences.

For more information, please contact:

Greg Lyle

President

(t) 416-642-6340

(e) glyle@innovativeresearch.ca